



## GREAT OUTDOORS

Composite and softwood deck systems

**Trex**<sup>®</sup>

  
**arbordeck**<sup>®</sup>  
the complete decking system

*SETTING THE STANDARD IN THE  
TIMBER TRADE INDUSTRY SINCE 1954*

Arbor Forest Products Ltd is an independently-owned, leading distributor of timber and timber related products; one of the largest independent timber importing businesses in the UK.

We operate from an 85-acre site in North Lincolnshire, supplying more than 310,000 cubic metres of quality timber to the building, DIY and construction trades through independent merchants each year. We are also the exclusive distributor of Trex® Transcend, the world's number one composite decking brand.

Our company is proudly built on a passion for customer service and people.





**Trex**<sup>®</sup>

**arbordeck**<sup>®</sup>  
the complete decking system

## GREAT OUTDOORS

If you're looking to extend your living space into your outdoor space, decking is the ideal solution and can create a long-lasting, attractive and functional area for you to relax, dine, or entertain.

Whatever your personal taste and lifestyle, there's a decking product to suit. Go traditional with our range of softwood timbers, or if minimal upkeep matters to you, our Trex composite collection delivers great looks combined with low maintenance.

---

## CONTENTS

<b>Introduction to Trex<sup>®</sup></b>	<b>4</b>
<b>Trex<sup>®</sup> Transcend<sup>®</sup></b>	<b>8</b>
<b>Trex<sup>®</sup> Enhance<sup>®</sup> Naturals</b>	<b>17</b>
<b>Trex<sup>®</sup> Enhance<sup>®</sup> Basics</b>	<b>20</b>
<b>Trex<sup>®</sup> Range Comparison Chart</b>	<b>21</b>
<b>Fixings &amp; Accessories</b>	<b>22</b>
<b>Timber Decking</b>	<b>30</b>
<b>Specifications</b>	<b>34</b>

# Trex®

THE WORLD'S #1  
DECKING BRAND

Trex Transcend®

Best  
★★★★★

PAGE 8

Trex Enhance®  
Naturals

Better  
★★★★★

PAGE 17

Trex Enhance®  
Basics

Good  
★★★

PAGE 20



# DIFFERENT BY DESIGN

## *GREAT LOOKS. LOW MAINTENANCE*



For more than 20 years Trex has developed, defined and perfected wood-alternative decking. The Trex composite decking range is the ultimate combination of fade and stain resistant beauty with outstanding durability and low maintenance. It never needs painting, oiling or staining.

## *PEACE OF MIND WHERE IT MATTERS MOST*



Trex decking comes complete with a limited warranty which covers the product for 25 years if used in a residential area, and 10 years in a commercial setting. There is also an additional layer of coverage with a 25 Year Limited Residential Fade and Stain Warranty. Both of these warranties are provided directly by Trex and further details can be found in the Trex warranty document.

## *MADE FROM 95% RECYCLED MATERIALS*



Trex composite decks are made of 95% recycled sawdust and plastic packaging. Additionally, Trex uses some of the most earth-friendly manufacturing processes available, reclaiming factory waste and eliminating the use of harmful chemicals.

Trex has never felled a single tree to make the deck board and is the largest plastic film recycler in the U.S.



# THE SECRET IS IN THE SHELL


The innovative Trex shell is a proprietary custom blend of nine elements which provides superior durability and low maintenance. It has enhanced stain, fade and scratch resistance qualities and delivers a natural, low sheen with attractive grain finish.

Complemented by a 95% recycled solid core, the unbeatable shell wraps the core on three sides providing ultimate wear and weather protection while also allowing the board to breathe. Trex performs just as good as it looks and will not crack or break.

Easy to install with a screw-less finish



Realistic wood grain effect made from 95% recycled material



Enhanced fade and stain resistance, never needs painting or oiling





Quality capped product with a solid core delivers a durable and stable performance



25 year limited residential warranty and 10 year limited commercial warranty by Trex

# START YOUR JOURNEY. ORDER YOUR INSPIRATION SAMPLE PACK

See and feel the Trex decking difference with the Trex inspiration sample pack.

The 2019 Trex range is available in three options to suit any project or budget; Trex Transcend, Trex Enhance Naturals and Trex Enhance Basics. There's more choice than ever before so you can discover the right Trex decking for you.

[www.arbordeck.co.uk/trex-sample-request](http://www.arbordeck.co.uk/trex-sample-request)



Best  
★★★★★



Gravel Path



Best  
★★★★★

# Trex Transcend®


Transcend is the original, best-selling, signature range providing elevated aesthetics with the highest level of performance.

It combines the heaviest grade Trex shell with scratch resistant properties and the strongest solid board delivering unparalleled strength and stability. It provides the ultimate deck solution which outperforms, outlasts and outdecks all others.

Available in five fabulous, nature inspired colours, including contemporary monochromatic solid colours alongside tropical streaked hues.

The high-performance Transcend shell provides wear resistance for high traffic areas and a deeper grain finish

The Transcend shell offers enhanced scratch resistance



Solid core for ultimate strength and stability

### Performance



Scratch resistant

Superior strength

### Trex warranty



### Board types



Grooved board

Square boards


Fascia board available

3.66m lengths


4.88m lengths



Gravel path




Island Mist



Spiced Rum



Tiki Torch



Lava Rock



## TIKI TORCH

A warm, earthy shade featuring striking rich, reddish-brown hardwood streaking.



Best  
★★★★★

Trex Transcend®



## GRAVEL PATH

Gravel path is a pristine, stony grey. Inspired by nature the deep woodgrain pattern delivers a serene, contemporary look.



## LAVA ROCK

Reddish black hardwood streaking creates a deep and evocative setting for long, hot summer barbecues.



Best  
★★★★★

Trex Transcend®



## ISLAND MIST

This calm, silvery shade mimics the natural look and feel of aged tropical hardwood.



## SPICED RUM

The warm umber hue feels rich and earthy adding a touch of Caribbean to any home.



# TrexPRO®

## GROW YOUR BUSINESS with the world's #1 decking brand

[Find out more >](#)

Trex® is one of the fastest growing products in the landscaping sector. Become a TrexPRO® certified installer and maximise your opportunity.

- / Free to join
- / Sales referrals from the Trex website and telephone enquiries
- / Access to Trex marketing materials and a marketing support fund
- / Warranty registration for your customer base
- / Gives your customers added confidence in your services

Visit the Arbordeck trade area at [www.arbordeck.co.uk/trade-area](http://www.arbordeck.co.uk/trade-area)





*Calm Water*



## THE BEAUTY OF WOOD WITH THE EASE OF COMPOSITE

The Enhance Naturals range provides the beauty of wood with the ease of composite at an affordable price. This range includes four tropical streaked colours.



### Performance



Solid  
core

### Trex warranty



### Board types



Grooved  
board



Square  
boards



Fascia  
board  
available



3.66m  
lengths



4.88m  
lengths

## ROCKY HARBOR

Natural weathered timber with dark tropical streaks.



## CALM WATER

A contemporary dark charcoal with tropical streaks.



## TOASTED SAND

A dark sandy brown with tropical dark streaks.



## FOGGY WHARF

A light grey with a bluey hue and tropical dark streaks.



## TREX QUALITY AND GUARANTEE AT AN AFFORDABLE PRICE

The Enhance Basics range provides the perfect pairing of price and minimal maintenance, and is available in two attractive monochromatic colours.

### CLAM SHELL

A monochromatic solid dark grey.



### SADDLE

A dark sandy monochromatic brown.



#### Performance



Solid core

#### Trex warranty




#### Board types



Grooved board



Square boards



Fascia board available






3.66m lengths



4.88m lengths

# TREX RANGE COMPARISON CHART

	GOOD ★ ★ ★	BETTER ★ ★ ★ ★	BEST ★ ★ ★ ★ ★
	Enhance® Basics	Enhance® Naturals	Transcend®
Price	£	££	£££
Profile			
Dimensions (mm)	140x25	140x25	140x25
Fade resistance	* * *	* * *	* * *
Stain resistance	* * *	* * *	* * *
Scratch resistance	* *	* *	* * *
Strength and rigidity	* *	* *	* * *
Max joist span (mm)	400	400	400
Compatible with Trex® uni clips	Yes	Yes	Yes
Compatible with Pro Plug® System	No	No	Yes
Can be curved*	No	No	Yes
# Colours	2	4	5
Fascia (mm)	184x3660	184x3660	184x3660
Board lengths (m)	3.66   4.88	3.66   4.88	3.66   4.88
Pack quantity	56	56	48
Residential warranty**	25 years	25 years	25 years

\* Using the Trex® CustomCurve heating and bending solution

\*\* All of the Trex® decking comes complete with a Trex® limited warranty. This limited warranty is supported directly by Trex and covers the product for 25 years if used in a residential area, and 10 years in a commercial setting. Terms and conditions apply and these can be found in the Trex warranty document. Please contact us for full details.



## FIXING & ACCESSORIES

Fixings | PAGE 24

**Trex**Signature® | PAGE 26  
ALUMINUM RAILING

**Trex**RainEscape® | PAGE 27  
DECK DRAINAGE SYSTEM

What's underneath | PAGE 28





# FIXINGS

The Trex® range of fixing accessories has been selected to provide flexibility for each and every project with a choice of fixings to suit a range of different uses and applications. They are designed to match the superior performance of Trex® decking and to ensure an easy install whether you decide on a traditional face fix or a screwless finish.



## Universal clip

Simple-to-use self-gapping clip attaches two groove boards together and achieves a screwless finish alongside consistent spacing. It features a pre-set stainless steel screw for increased durability. This method is only suitable for grooved boards on a timber substructure.



## Starter clip

The black, stainless steel fixings are used to install the perimeter deck boards.

They are only required with grooved boards. It features a stainless steel screw for increased durability.

*Note. Fixings for timber, steel and aluminium substructures are also available.*



## Colour Match Composite Deck Screws

These epoxy coated colour matched steel screws are used to install the square edge deck boards for a traditional face-fix. There are four colours available: light grey, dark grey, light brown and dark brown.



## Pro Plug® Composite Deck Screw (Trex Transcend deck boards only)

A superior easy-to-install plug fastening system for an invisible face fix. The system includes epoxy coated carbon steel screws, a colour matched deck plug to provide an invisible finish and a PVC tool which drives screws to the correct depth without stripping the screw recess or damaging the deck board surface. Only available for Trex Transcend board.





#### Deckfast® Fascia Screws

These colour match screws are designed to accommodate the expansion and contraction that can occur with fascia boards. They are installed using the pre-drilling fascia tool which is available separately - see below.



#### Deckfast® Fascia Tool

The pre-drilling Deckfast® tool creates an over-sized hole for the fascia screw, so that the fascia board hangs from the screw and can expand and contract without putting a large amount of force on the fastener.

*Note. Fixings for timber, steel and aluminium substructures are also available.*



### Combining safety and style

Generally, whenever there's decking, there's railing and when you're installing a low maintenance, long-lasting deck, you need a railing system to match. The Trex Signature® aluminium solution provides a durable and stylish outdoor railing system.

### Trex Signature® railing

Think sleek, contemporary aluminium deck rails that blend perfectly into your surroundings. Trex® Signature railing combines effortless style with exceptional strength.

A wide variety of elements are available to customise your balustrade system to meet your deck design. Available for both high level and low level decks, options include horizontal rail kits, stair rail kits and adjustable gates.

- ✓ Minimal and contemporary look
- ✓ Powder coated aluminium
- ✓ Near-zero maintenance
- ✓ 25 year limited warranty supported by Trex





The troughs and downspouts are installed under the deck



These effectively drain water away from the deck



Bringing the comforts of the indoors outdoors

## Expand your outdoor living space with the innovative Trex® RainEscape® Deck Drainage System

Trex RainEscape is a unique product that allows you to create an indoor style living space, outdoors.

Its unique design drains water away from your deck, keeping the area below dry and safe from the elements. The revolutionary system is easy to install on any new deck, it can even be installed on an existing deck by lifting the boards before installation.

Once the Trex RainEscape deck drainage system is installed, utilities such as electrical wiring and gas lines can be added, then covered with the ceiling of your choice.

- ✓ Expands your outdoor living space
- ✓ Protects the space below your deck from rain, sun and other elements
- ✓ Protects your floor joists from moisture
- ✓ Simple three-step installation process

# WHAT'S UNDERNEATH

## Accessible, reliable and easy to work with

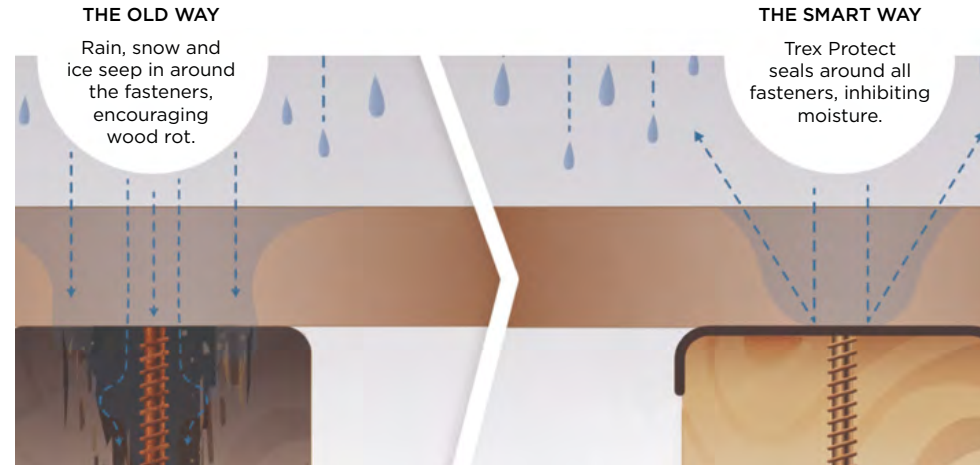
Trex can be used with a wide variety of substructures, including timber, aluminium, steel and pedestals. Currently the majority of decks constructed in the UK, both timber and composite, are installed on timber substructures because it's accessible, reliable and quick and easy to work with.

Installed correctly, timber substructures will be fit-for-purpose for many years giving you peace of mind that your Trex deck will continue to look good and be maintenance free.

- ✓ Readily available
- ✓ Adequate strength
- ✓ Value for money
- ✓ Relatively low permeability to water
- ✓ Environmentally sustainable material
- ✓ Easy to use

# TrexProtect™

Trex Protect Joist and Beam tape is a self-adhesive butyl tape designed to protect the top of your timber joist or beam. This prevents moisture ingress that can lead to joist rot and loosening of the deck screws and fasteners.



## End coat preservative for timbers cut on-site

A simple to use solution. Apply to cuts or notches made to softwood timber to maintain the integrity of the preservative treatment.






# SUPPORT SYSTEM

The Arbordeck support system is a high performing substructure, and a long-lasting and durable alternative to timber.

The system includes aluminium joists and connectors alongside adjustable pedestals, which allow for quick and easy deck building. Built to last, the system can help extend the lifespan of your decking by preventing rot underneath and is supported by a Trex 25 year limited warranty, giving peace of mind for your entire deck.

Ideal for use in more complex installations like: roof areas, terraces and balconies, walkways and wheelchair access ramps, patio overlays and renovations. *Note: Trex cannot be installed onto a floating substructure.*

- ✓ Expands your outdoor living space
- ✓ Protects your floor joists from moisture
- ✓ Protects the space below your deck
- ✓ Simple three-step installation process



### Aluminium joists and connectors.

Always completely straight, will not warp, twist, splinter or crack. Lighter than traditional methods with greater strength to size ratio. Superior longevity.



### Adjustable Pedestals.

The fixed head adjustable pedestal offers a high quality and economical option for supporting decking systems on completely level surfaces.



### Decking support cradles.

The perfect solution for use when decking requires elevating off the ground by a minimal height. Suitable for use with aluminium or timber joists.



## SOFTWOOD DECKING

Complete timber decking solution  
Sustainable in every sense

PAGE 32

Designed for your lifestyle  
Low-slip decking

PAGE 33





# YOUR COMPLETE TIMBER DECKING SOLUTION

Arbordeck is manufactured by a British company with more than 175-years' experience in the timber industry, and offers arguably the widest choice of decking products to help you extend your home into the garden.

For our premium-grade products, we only use timber from northern latitudes. This is because the trees in these regions grow slowly, which means the wood fibres are packed closely together. After manufacture, this close-packed structure gives decking its strength.



# SUSTAINABLE IN EVERY SENSE

Arbordeck is a founder member of Forests Forever, the environmental voice of the industry and we work closely with both FSC® and PEFC.

We're proud to be one of the few manufacturers to offer a full Chain of Custody Certified decking system. This provides full traceability, ensuring that all of our products come from well managed sources.



The mark of responsible forest management



Promoting Sustainable Forest Management



# DESIGNED FOR YOUR LIFESTYLE

The range includes smooth and grooved softwood boards, a choice of enhanced grip deck boards, joists and a wide selection of balustrades with a range of styles and finishes for both commercial and domestic applications.

So whether traditional or contemporary, arbordeck has the garden decking products to suit your taste and budget.

- ✓ *Sustainability sourced*
- ✓ *Chain of Custody certification*
- ✓ *Choice of deck styles and sizes*
- ✓ *Joists, rails and support timbers*
- ✓ *Treated for long-life performance*
- ✓ *Quality European timber offering increased strength and stability*
- ✓ *Complementary products available*



# SAFETY FIRST WITH LOW-SLIP DECKING

Arbordeck offers a range of solutions for those areas where you need extra grip properties, such as steps and ramps, or even for a complete deck, particularly useful for schools and colleges.

You can be assured of quality and longevity with all Arbordeck enhanced grip decking, which all surpass the minimum requirement for 'low-slip potential'.

For further guidance and maintenance information please contact Arbordeck.





## SPECIFICATIONS

**Trex**Transcend® | PAGE 36

**Trex**Enhance®  
Naturals | PAGE 38

**Trex**Enhance®  
Basics | PAGE 39

**Trex**Signature®  
ALUMINUM RAILING | PAGE 40

Fixings | PAGE 42

Arbordeck support system | PAGE 43

**Trex**RainEscape®  
DECK DRAINAGE SYSTEM | PAGE 44

Softwood deck boards | PAGE 45




Softwood accessories | PAGE 46





# SPECIFICATION | Trex Transcend®



	BOARD TYPE	WIDTH x DEPTH	LENGTH	PRODUCT CODE	FULL PACK SIZE / BOARDS
 <p>Gravel path</p>	Grooved edge	25mm x 140mm 25mm x 140mm	3.66m 4.88m	gTRGBGP366 gTRGBGP488	25.0m <sup>2</sup> / 48 boards 33.5m <sup>2</sup> / 48 boards
	Square edge	25mm x 140mm 25mm x 140mm	3.66m 4.88m	gTRSBGP366 gTRSBGP488	25.0m <sup>2</sup> / 48 boards 33.5m <sup>2</sup> / 48 boards
	Fascia board	14mm x 184mm	3.66m	gTRFIGP366	40.4m <sup>2</sup> / 60 boards
 <p>Island Mist</p>	Grooved edge	25mm x 140mm 25mm x 140mm	3.66m 4.88m	gTRGBIM366 gTRGBIM488	25.0m <sup>2</sup> / 48 boards 33.5m <sup>2</sup> / 48 boards
	Square edge	25mm x 140mm 25mm x 140mm	3.66m 4.88m	gTRSBIM366 gTRSBIM488	25.0m <sup>2</sup> / 48 boards 33.5m <sup>2</sup> / 48 boards
	Fascia board	14mm x 184mm	3.66m	gTRFIIM366	40.4m <sup>2</sup> / 60 boards
 <p>Spiced Rum</p>	Grooved edge	25mm x 140mm 25mm x 140mm	3.66m 4.88m	gTRGBSR366 gTRGBSR488	25.0m <sup>2</sup> / 48 boards 33.5m <sup>2</sup> / 48 boards
	Square edge	25mm x 140mm 25mm x 140mm	3.66m 4.88m	gTRSB SR366 gTRSB SR488	25.0m <sup>2</sup> / 48 boards 33.5m <sup>2</sup> / 48 boards
	Fascia board	14mm x 184mm	3.66m	gTRFISR366	40.4m <sup>2</sup> / 60 boards



## Trex® TIPS

### Achieving a flawless look

The hidden fastening system features the Trex universal clip, the perfect way to fasten routed boards to the joists with no visible screw heads on the walking surface. The high precision universal clip also creates perfectly consistent spacing between the boards for a flawless look. **See page 46** for more information on fixing options.



### Trex® Hideaway Groove Cutter

gTRROUTTOOL

Trex square edge boards require traditional screws for installation. However, a Trex hideaway groove cutter can be used to route a groove into the side of any traditional board to accommodate the hidden fastening system. This is ideal for starter boards and steps.

**Request your inspiration sample pack**

# SPECIFICATION | Trex Transcend®




	BOARD TYPE	WIDTH x DEPTH	LENGTH	PRODUCT CODE	FULL PACK SIZE / BOARDS
 <p>Tiki Torch</p>	Grooved edge 	25mm x 140mm 25mm x 140mm	3.66m 4.88m	gTRGBT366 gTRGBT488	25.0m <sup>2</sup> / 48 boards 33.5m <sup>2</sup> / 48 boards
	Square edge 	25mm x 140mm 25mm x 140mm	3.66m 4.88m	gTRSBTT366 gTRSBTT488	25.0m <sup>2</sup> / 48 boards 33.5m <sup>2</sup> / 48 boards
	Fascia board 	14mm x 184mm	3.66m	gTRFIT366	20.9m <sup>2</sup> / 60 boards
 <p>Lava Rock</p>	Grooved edge 	25mm x 140mm 25mm x 140mm	3.66m 4.88m	gTRGBLR366 gTRGBLR488	25.0m <sup>2</sup> / 48 boards 33.5m <sup>2</sup> / 48 boards
	Square edge 	25mm x 140mm 25mm x 140mm	3.66m 4.88m	gTRSBLR366 gTRSBLR488	25.0m <sup>2</sup> / 48 boards 33.5m <sup>2</sup> / 48 boards
	Fascia board 	14mm x 184mm	3.66m	gTRFILR366	20.9m <sup>2</sup> / 60 boards



# SPECIFICATION | Trex Enhance® Naturals

Better  
★★★★

		BOARD TYPE	WIDTH x DEPTH	LENGTH	PRODUCT CODE	FULL PACK SIZE / BOARDS
 <p>Rocky Harbour</p>	Grooved edge		25mm x 140mm 25mm x 140mm	3.66m 4.88m	gTRGBRH366 gTRGBRH488	29.9m <sup>2</sup> / 56 boards 39.9m <sup>2</sup> / 56 boards
	Square edge		25mm x 140mm 25mm x 140mm	3.66m 4.88m	gTRSBRH366 gTRSBRH488	29.9m <sup>2</sup> / 56 boards 39.9m <sup>2</sup> / 56 boards
	Fascia board		14mm x 184mm	3.66m	gTRFIRH366	40.4m <sup>2</sup> / 60 boards
 <p>Foggy Wharf</p>	Grooved edge		25mm x 140mm 25mm x 140mm	3.66m 4.88m	gTRGBFW366 gTRGBFW488	29.9m <sup>2</sup> / 56 boards 39.9m <sup>2</sup> / 56 boards
	Square edge		25mm x 140mm 25mm x 140mm	3.66m 4.88m	gTRSBFW366 gTRSBFW488	29.9m <sup>2</sup> / 56 boards 39.9m <sup>2</sup> / 56 boards
	Fascia board		14mm x 184mm	3.66m	gTRF1FW366	40.4m <sup>2</sup> / 60 boards
 <p>Toasted Sand</p>	Grooved edge		25mm x 140mm 25mm x 140mm	3.66m 4.88m	gTRGBTS366 gTRGBTS488	29.9m <sup>2</sup> / 56 boards 39.9m <sup>2</sup> / 56 boards
	Square edge		25mm x 140mm 25mm x 140mm	3.66m 4.88m	gTRSBTS366 gTRSBTS488	29.9m <sup>2</sup> / 56 boards 39.9m <sup>2</sup> / 56 boards
	Fascia board		14mm x 184mm	3.66m	gTRFITS366	40.4m <sup>2</sup> / 60 boards
 <p>Calm Water</p>	Grooved edge		25mm x 140mm 25mm x 140mm	3.66m 4.88m	gTRGBCW366 gTRGBCW488	29.9m <sup>2</sup> / 56 boards 39.9m <sup>2</sup> / 56 boards
	Square edge		25mm x 140mm 25mm x 140mm	3.66m 4.88m	gTRSBWCW366 gTRSBWCW488	29.9m <sup>2</sup> / 56 boards 39.9m <sup>2</sup> / 56 boards
	Fascia board		14mm x 184mm	3.66m	gTRF1CW366	40.4m <sup>2</sup> / 60 boards







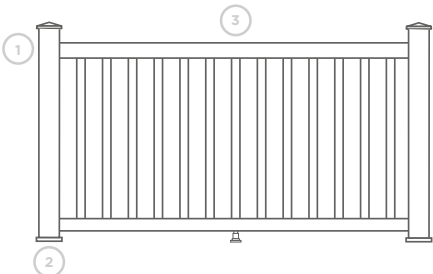

# SPECIFICATION | Trex Enhance® Basics



	BOARD TYPE	WIDTH x DEPTH	LENGTH	PRODUCT CODE	FULL PACK SIZE / BOARDS
 <p>Saddle</p>	<p>Grooved edge</p> 	25mm x 140mm 25mm x 140mm	3.66m 4.88m	gTRGBSD366 gTRGBSD488	29.9m <sup>2</sup> / 56 boards 39.9m <sup>2</sup> / 56 boards
	<p>Square edge</p> 	25mm x 140mm 25mm x 140mm	3.66m 4.88m	gTRSBSD366 gTRSBSD488	29.9m <sup>2</sup> / 56 boards 39.9m <sup>2</sup> / 56 boards
	<p>Fascia board</p> 	14mm x 184mm	3.66m	gTRF1SD366	40.4m <sup>2</sup> / 60 boards
 <p>Clam Shell</p>	<p>Grooved edge</p> 	25mm x 140mm 25mm x 140mm	3.66m 4.88m	gTRGBCS366 gTRGBCS488	29.9m <sup>2</sup> / 56 boards 39.9m <sup>2</sup> / 56 boards
	<p>Square edge</p> 	25mm x 140mm 25mm x 140mm	3.66m 4.88m	gTRSBCS366 gTRSBCS488	29.9m <sup>2</sup> / 56 boards 39.9m <sup>2</sup> / 56 boards
	<p>Fascia board</p> 	14mm x 184mm	3.66m	gTRF1CS366	40.4m <sup>2</sup> / 60 boards









# SPECIFICATION | Trex Signature® railings

PRODUCT NAME	WIDTH x LENGTH x DEPTH	PRODUCT CODE	PRODUCT DESCRIPTION	PRODUCT NAME	WIDTH x LENGTH x DEPTH	PRODUCT CODE	PRODUCT DESCRIPTION
 <p>Signature aluminium post with cap &amp; skirt - horizontal rail</p>	63mm x 63mm x 1.090m	Black: gTRSHPB Bronze: gTRSHPBZ	Includes post, cap & skirt. Aluminium plate and hardware (gTRSAP) is required if you are fitting this to a timber or composite deck	 <p>Adjustable gate</p>	1006mm high x 1200mm wide	Black: gTRSGTB	Can be customised to fit nearly any opening up to 48 inches wide. Only available in black
 <p>Signature aluminium post with crossover bracket - horizontal rail</p>	63mm x 63mm x 1.090m	Black: gTRSHXBP Bronze: gTRSHXPBZ	Includes post, skirt and crossover bracket. Aluminium plate and hardware (gTRSAP) is required if you are fitting this to a timber or composite deck. Used in place of a horizontal post when joining two rail kits together and looking for seamless run between two kits	 <p>Gate hardware pack</p>	N/A	Black: gTRSGTHW	Used to attach adjustable gate to the aluminium post. Includes two adjustable self-closing hinges, one locking hasp with keys. Only available in black
 <p>Signature aluminium rail kit with square balusters - horizontal rail</p>	45mm x 1.82m x 1.090m	Black: gTRSRKHB Bronze: gTRSKHBZ	Includes top rail, bottom rail, infill kit, balusters and all brackets to fit the railing to the post. Includes square balusters (13 per kit)	 <p>Extra fixed bracket set - horizontal</p>	N/A	Black: gTRSGTB Bronze: gTRSHPBZ	Extra brackets - required when a horizontal railing kit is cut and additional posts are to be fitted. These are the same brackets that are included in the horizontal rail kit. Four brackets per pack
 <p>Trex Signature railing is a 3-step process. Purchase a signature aluminium post (1) (which includes a cap and skirt), an aluminium plate (2) to secure the post to the decking and a rail and baluster kit (3).</p> <p>Visit <a href="http://arbordeck.co.uk/downloads">arbordeck.co.uk/downloads</a> and have a look at our installation guide for advice on fitting your deck rail.</p>			 <p>Swivel bracket set - horizontal</p>	N/A	Black: gTRSSBHB Bronze: gTRSSBHBR	Required when installing Signature railings and the angle between kits is NOT 90°. Two brackets per pack	



# SPECIFICATION | Trex Signature® railings

PRODUCT NAME	WIDTH x LENGTH x DEPTH	PRODUCT CODE	PRODUCT DESCRIPTION	PRODUCT NAME	WIDTH x LENGTH x DEPTH	PRODUCT CODE	PRODUCT DESCRIPTION
 <p>Signature aluminium post with cap &amp; skirt - stair rail</p>	63mm x 63mm x 1.340m	Black: gTRSSPB  Bronze: gTRSSPBZ	Includes post, cap & skirt. Aluminium plate and hardware (gTRSAP) is required if you are fitting this to a timber or composite deck <b>Can be used when the height of the deck is above 600mm</b>	 <p>Swivel bracket set - stair</p>	N/A	Black: gTRSSBSB Bronze: gTRSSBSBR	Required when installing Signature railings and the angle of the stairs is not between 32°-37° Two brackets per pack
 <p>Signature aluminium rail kit with square balusters - stair rail</p>	45mm x 1.82m x 1.090m	Black: gTRSRKSB  Bronze: gTRSRKSBZ	Includes top rail, bottom rail, infill kit, balusters and all brackets to fit the railing to the post. Brackets included are suitable for stair angles of 32°-37°. If angles are outside 32°-37° a stair swivel brackets kit is required (gTRSSBSB / gTRSSBSBR)	 <p>Extra fixed bracket set - stair</p>	N/A	Black: gTRSFBSB Bronze: gTRSFBSBZ	Extra brackets - required when a stair railing kit is cut and additional posts are to be fitted. These are the same brackets that are included in the stair rail kit Four brackets per pack
 <p>Crossover swivel bracket. Works with stair rail post</p>	45mm x 1.82m x 1.090m	Black: gTRSSWXB  Bronze: gTRSSWXBZ	To be used in conjunction with a stair rail post when joining two stair rail kits together and looking for a seamless run between two kits. Includes stair swivel crossover bracket and post to bracket fasteners	 <p>Aluminium plate and hardware kit</p>	64mm x 64mm x N/A	gTRSAP	Required for installation for all Signature posts, on all timber and composite decks* <i>*Not required when installing posts into concrete</i>

## GET INSPIRED

Visit [www.arbordeck.co.uk](http://www.arbordeck.co.uk) for inspirational project ideas, hints, tips and the latest products and developments in the world of Trex composite decking.












# SPECIFICATION | Fixings






PRODUCT	DESCRIPTION	COLOUR	PRODUCT CODE	LENGTH	QTY
<b>Universal Clip</b>	For use with the Trex grooved deck board on a timber substructure. Includes stainless steel screw.  For use with the Trex grooved deck board on steel joists of 18 gauge classification. For use with the Trex grooved deck board on aluminium joists. gTRCLIPe.	n/a  n/a n/a	gTRCLIPa gTRCLIPBUCK gTRCLIPc gTRCLIPe	40mm	90 per box (covers 4.5m <sup>2</sup> ) 900 per bucket (covers 45m <sup>2</sup> )
<b>Starter Clip</b>	For use with the Trex grooved deck board on a timber substructure. Includes stainless steel screw. For use with the Trex grooved deck board on steel joists of 18 gauge classification.	n/a n/a	gTRCLIPb gTRCLIPd	40mm	36 per box (covers 36m <sup>2</sup> )
<b>Colour Match Composite Deck Screws</b>	For use with square edge deck board colours on a timber substructure        For use with square edge deck board colours on a steel / aluminium substructure	Light Grey = GP GP, PG, FW, RH, IM  Dark Grey = DG CS, CW  Light Brown = TH TS, TT, TB, SD  Dark Brown = VL LR, SR  GP, PG, FW, RH, IM, CW, CS, TT, TB, ST, SD, SR, LR	gTSCREWXX        gTRSCRSTEELXX	60mm	350 per box
<b>Pro Plug® Composite Deck Screw with colour match deck plug</b>	Composite deck screw with colour matched deck plug. Also includes sinking tool. Only available for Transcend.  For use with square edge deck board on a timber substructure. For use with square edge deck board colours on a steel / aluminium substructure.	GP, IM, LR, TT, SR GP, IM, LR, TT, SR	gTRPLGSCRXX gTRPLGSCRSTEELXX	70mm	350 screws & 375 plug per box
<b>Deckfast® Fascia Screws</b>	Colour match fascia screws for use with fascia board colours on a timber substructure      Colour match fascia screws for use with fascia board colours on an steel / aluminium substructure	GP, PG, FW, RH, IM, CW, CS, TT, TB, ST, SD, SR, LR  GP, PG, FW, RH, IM, CW, CS, TT, TB, ST, SD, SR, LR	gTRFASCRXX     gTRFASCRSTEELXX	48mm	100 screws per box
<b>Deckfast® Fascia Tool</b>	To help install fascias using the Deckfast Fascia Screw.	n/a	gTRFASTOOL	n/a	Each

**Key for colours:** GP - Gravel Path. IM - Island Mist. LR - Lava Rock. TT - Tiki Torch. SR - Spiced Rum. PG - Pebble Grey. TB. Torino Brown. FW. Foggy Wharf. RH. Rocky Harbor. CW. Calm Water. TS. Toasted Sand. CS. Clam Shell. SD. Saddle.

# SPECIFICATION | Arbordeck support system

 <b>PRODUCT NAME</b>	<b>PRODUCT DESCRIPTION</b>	<b>DIMENSIONS</b>	<b>PRODUCT CODE</b>	<b>MATERIAL</b>	<b>QTY</b>
 Aluminium substructure joist (DS38)	Aluminium joists with continuous fixing channel	Width: 48mm Depth: 38mm Length: 3600mm	gRYSJ38	Aluminium Alloy 6063 / powder coated to RAL 9005	Each
 Aluminium corner connector 135°	Connects two joists to create a 90°	n/a	gRYACC	Aluminium Alloy 6063	Each
 Aluminium corner connector 90°	Connects two joist to create a 135° angle	n/a	gRYAACC	Aluminium Alloy 6063	Each
 Aluminium straight connector	Connects two joists end-to-end	n/a	gRYASC	Aluminium Alloy 6063	Each
 Fixed head pedestals Various heights	The fixed head adjustable pedestal offers a high quality and economical option for supporting decking systems on completely level surfaces  Please note Trex cannot be fixed onto a floating substructure	Base diameter: 200-220mm Head diameter: 120mm Bearer width capacity: up to 80mm Various heights available (mm): 22-35      260-340 35-55      305-375 55-95      365-445 95-165    410-480 165-235   470-550 200-270 <i>Ask for pricing on higher pedestals</i>		Recyclable, UV resistant polypropylene. Resistant to mould, algae, alkali and bitumen	Each
 Adjustable cradle	Ideal when the decking needs to be elevated off the ground by a minimal height. Idea for patios and balconies. For use with timber or aluminium joists	Base diameter: 90mm Bearer width capacity: 44-48mm Height range: 10-40mm	gRYACR	Recyclable, UV resistant polypropylene. Resistant to mould, algae, alkali and bitumen	Box of 50
 Stainless steel joist screw	Stainless steel pan head self-drill pilot-point screw drive. Must be used with the connectors to secure joists	n/a	gRYJS	Stainless steel	Bag of 200
 Stainless steel self-drill for Trex Universal Clips	Stainless steel CSK head self-drill pilot-point screw. Must be used when installing Trex decking onto aluminium deck support system	n/a	gRYDS	Stainless steel with matt black finish	Bag of 200

# SPECIFICATION | Trex RainEscape®



PRODUCT NAME	PRODUCT DESCRIPTION	DIMENSIONS	PRODUCT CODE	QTY
 RainEscape down spout	Installed at the end of the joists to create a drainage system	1.1L	gTRREDP	1
 RainEscape trough	Installed between the joists to create a draining system	50cm x 3.66mm 50cm x 4.88m	gTRRET366 gTRRET488	
 RainEscape waterproof butyl caulk	Used to seal and waterproof seams and perimeter of deck	n/a	gTRRECAU	1
 RainEscape waterproof tape	Used to cover overlapping layers of trough and seal around fasteners	102mm x 15.24m	gTRREPFL	1
 RainEscape post flash	Seals railing post to the top of RainEscape system	102mm x 102mm	gTRREDP	1

## Trex® TIPS

### About the substructure









- ✓ Timber, composite, aluminium or steel joists are acceptable materials for the substructure of a deck. the substructure must be fixed down to provide a strong base and drainage, access and airflow are also critical.
- ✓ The substructure must be a minimum height of 38mm from the ground. for areas with the potential for debris to build up, a minimum 89mm is recommended to allow the debris to be removed.
- ✓ The joist centres for residential decks must be a maximum of 400mm.
- ✓ The joist centres for all commercial decks must be a maximum of 300mm.
- ✓ When boards are end-to-end and meet at a joist, use side-by-side sister joists to support the end of both boards.
- ✓ It's a good idea to paint the joists before installing the boards so that they're not visible from the surface.

# SPECIFICATION | Trex® Protect™

 Protect joist cap tape	Self adhesive butyl tape designed to protect the top of your joist from moisture	41mm x 15.24m	gTRPRJT	1
 RainEscape post flash	Seals railing post to the top of RainEscape system	102mm x 102mm	gTRPRBT	1

Visit [www.arbordeck.co.uk](http://www.arbordeck.co.uk) for our downloadable installation guide

# SPECIFICATION | Softwood deck boards

	PRODUCT NAME	NORMAL DIMS	FINISHED DIMS	PACK SIZE	PRODUCT CODE	AVAILABLE SIZE
	Treated Reversible Board	25mm x 100mm	20mm x 95mm	176	g025100RDC36 48	3.6m   4.8m
	Treated Smooth & Grooved Reversible Board	32mm x 125mm	27.5mm x 118mm	252	g032125RED30 36   42   48   54*	3.0m   3.6m   4.2m 4.8m   5.4m
	Treated Smooth & Grooved Reversible Board	32mm x 150mm	27.5mm x 144mm	196	g032150REV30 36   42   48   54*	3.0m   3.6m   4.2m 4.8m   5.4m*
	Treated Grooved & Reeded Reversible Board	32mm x 150mm	27.5mm x 144mm	196	g032150RE30 36   42   48   54*	3.0m   3.6m   4.2m 4.8m   5.4m*
	Premium Treated Smooth & Grooved Reversible Board	38mm x 125mm	33mm x 120mm	144	g038125RE30 36   42   48   54*	3.0m   3.6m   4.2m 4.8m   5.1m*   5.4m* 5.7m*
	Treated Grooved & Reeded Reversible Board	38mm x 125mm	33mm x 120mm	207	g038125RED30 36   42   48	3.0m   3.6m   4.2m 4.8m
	Thinline Enhanced Grip Grooved Deck Board	32mm x 125mm	28mm x 120mm	Singles	mrg032125AGG2	On application
	Enhanced Grip Grooved Deck Board	38mm x 125mm	33mm x 120mm	Singles	mrg038125AGG2	On application

## ALSO AVAILABLE

A Contemporary option, suitable for use as both rail and deck board



Contemporary 4  
Smooth rail / smooth deck board

**Pack size:**  
4ppp

**Finished dims**  
33mm x 94mm

**Available lengths**  
3.6m / 4.8m

**Product code**  
g038100TR36 / 48



Contemporary 6  
Smooth rail / smooth deck board

**Pack size:**  
4ppp

**Finished dims**  
33mm x 145mm

**Available lengths**  
3.6m / 4.8m

**Product code**  
g038150TR36 / 48

# SPECIFICATION | Softwood accessories

	DESCRIPTION	FINISHED DIMS	PACK SIZE	PRODUCT CODE	AVAILABLE SIZE
	Treated planed support post	94mm x 94mm	Singles	mrg100100TP24	2.4mm
	Treated utility rail	32mm x 66mm	Pack of 40	g032066TR / 36	1.8m / 3.6m
	Treated utility rail	45mm 70mm	Pack of 20	g045070TR18 / 36	1.8m / 3.6m
	Treated fillet	15mm 41mm	Single	g015041TFR	
	Modern treated spindle with 45° base chamfer	41mm x 41mm	Pack of 30 Pallet of 480	g041041 g041041P	1m
	Stop / chamf treated spindle	41mm x 41mm	Pack of 30 Pallet of 480	g041041SCT g041041SCTP	0.9m
	Square treated spindle	41mm x 41mm	Pack of 30 Pallet of 480	g041041TS g041041TSP	0.9m
	Turned treated spindle	41mm x 41mm	Pack of 30 Pallet of 625	g041041TTS g041041TTSP	0.9m
	Patrice newel treated	83mm x 83mm	Pack of 4 Pallet of 80	g083083TPN / 15 g083083TPNP / 15P	1.2m / 1.5m
	Stop / chamf newel treated	83mm x 83mm 90mm x 90mm	Pack of 4 Pallet of 80 Pack of 4 Pallet of 80	g083083SCTN / 15 g083083SCTP / 15P g090090SCTN g090090SCTP	1.2m / 1.5m 1.2m
	Square newel treated	83mm x 83mm 90mm x 90mm	Pallet of 80 Pack of 4 Pallet of 80	g083083TNPP g090090TNP g090090TNPP	1.2m 1.2m
	Turned newel treated	90mm x 90mm 83mm x 83mm	Pallet of 80 Pack of 4 Pallet of 80	g090090TTPP g083083TTN g083083TTTP	1.2m 1.2m


## ACCESSORIES



Ball cap / pack of 10  
gaBALLCAP



Patrice cap / pack of 10 / 110mm  
gaPATCAP110



Temple cap / pack of 10 / 125mm  
gaTEMPLECAP125



Composite Bench Bracket /  
Singles gDZBBPTG01



Composite Stair Bracket /  
Pairs, suitable for one step  
gDZSBPTG01



Chevron Panel  
Single / 32mm x 760mm x 1.13m  
mrgINFILLCHEV



Sunset Panel  
Single / 32mm x 760mm x 1.13m  
mrgINFILLSUN



End-grain preservative / pack of 6 / 1.0L  
Apply to cuts or notches made to softwood timber to  
maintain the integrity of the preservative treatment.  
gtENDCOAT1





# Trex®

## ORDER A SAMPLE PACK TODAY

- / The Trex inspiration pack includes everything you need to plan your Trex deck.
- / Two Trex samples of your choice. Each sample is 150mm x 140mm
- / Trex decking clips

[www.arbordeck.co.uk/sample-request](http://www.arbordeck.co.uk/sample-request)

### How to buy Trex®

Visit [www.arbordeck.co.uk](http://www.arbordeck.co.uk) for more information on our wide range of products and to find out the closest stockists near you. Alternatively contact us by phone or email.

### How to build Trex®

Visit [www.arbordeck.co.uk](http://www.arbordeck.co.uk) for help and advice on how to build your deck.

**If you would like your deck professionally installed please contact us or visit [www.arbordeck.co.uk](http://www.arbordeck.co.uk) for information on our network of installers.**

### Here to help:

Tel **01469 532 300**

Email [sales@arborforestproducts.co.uk](mailto:sales@arborforestproducts.co.uk)

Web [www.arbordeck.co.uk](http://www.arbordeck.co.uk)



**arborforest**  
Products Ltd

Trex Transcend is available exclusively from Arbor Forest Products Ltd, a British company with more than 175 years' experience in the timber industry, a clear environmental focus and the very highest levels of service, quality, knowledge and value.

Thank you to the following designers, installers and organisations for the use of project photography in this brochure:

**Arbordeck:**  
**Distinctive Landscapes**, Mansfield  
**GMS Leisure Limited**  
**Truro Timberscapes**, Sheffield

**Trex:**  
**Gisborne Homes**, Derby  
**Island Landscape**, Isle of Man  
**North Spas**, Newcastle  
**Paul Cox Landscaping**, York  
**Steve Carruthers**  
**Trex Company, Inc.**  
**Whalley Construction**, Darwen

The information contained within this publication is given in good faith. Every effort has been made to ensure that the guidance given is accurate and Arbordeck cannot accept any liability for loss or damage arising from the information contained herein. All photography and colours are reproduced as accurately as the print process will allow.

The installers whose projects are shown in this brochure are independently owned and operated, and are neither affiliated with nor agents or representatives of Arbordeck. Arbordeck makes no representations or warranties as to, and is not responsible for, the performance, acts or omissions of these installers.