

# electrium



**APPLEBY**

Installation boxes





electrium

LAKESIDE  
POINT

AD  
5005

Electrium Sales Ltd. is a Siemens company,  
Appleby is part of Electrium Sales Ltd.

# CONTENTS

Flush Steel Boxes	2
Dry Lining Boxes	5
Technical Data & Dimensions	6



Certificate Number 18828  
ISO 9001, ISO 14001, ISO 45001



2013-RTL-L4-75  
2013-RTL-L4-36



Testing Laboratory No. 1460  
Testing Laboratory No. 2003

As a leading manufacturer of wiring accessory products, Appleby is committed to the continual improvement of all quality assurance procedures and performance.



SB623



SB618



SB633



SB676



9258/GV

**FLUSH STEEL BOXES**

BS 4662 where applicable

		Pack	
1 GANG		Qty	List No.
<b>16mm</b>	1x adjustable lug, 1 fixed lug with smooth cable entry hole and knockouts	20	<b>SB623</b>
<b>25mm</b>	1x adjustable lug, 3 fixed lugs with 12 x 20mm knockouts	10	<b>SB655</b>
<b>28mm</b>	Architrave box fixed lugs, with 2 x 16mm knockouts	10	<b>9257</b>
<b>35mm</b>	1x adjustable lug, 3 fixed lugs with 12 x 20mm knockouts	10	<b>SB615</b>
<b>47mm</b>	1x adjustable lug, 3 fixed lugs with 1 x 25mm knockouts	5	<b>SB618</b>

**Dimensions**

- 16mm** 70mm x 70mm x 16mm
- 25mm** 68.3mm x 68.3mm x 25mm
- 28mm Architrave** 26.5mm x 73mm x 28mm
- 35mm** 68.3mm x 68.3mm x 35mm
- 47mm** 68.3mm x 68.3mm x 47mm

For detailed dimensions see page 7.

**FLUSH STEEL BOXES**

BS 4662 where applicable

		Pack	
2 GANG		Qty	List No.
<b>16mm</b>	1x adjustable lug, 1x fixed lug with knockouts for grommet entry	20	<b>SB633</b>
<b>25mm</b>	1x adjustable lug, 1x fixed lug with 16 x 20mm knockouts	5	<b>SB665</b>
<b>25mm</b>	Dual box, fixed lugs, for two 1 gang size accessories with 16 x 20mm knockouts	5	<b>SB676</b>
<b>28mm</b>	Architrave box fixed lugs, with 16mm knockouts	5	<b>9258/GV</b>
<b>35mm</b>	1x adjustable lug, 1x fixed lug with 16 x 20mm knockouts	5	<b>SB625</b>
<b>35mm</b>	Dual box, fixed lugs, for two 1 gang size accessories with 16 x 20mm knockouts	5	<b>SB636</b>
<b>47mm</b>	1x adjustable lug, 1x fixed lug with 4 x 20/25mm 6 x 25mm 10 x 20mm knockouts	4	<b>SB628</b>

**Dimensions**

- 16mm** 130mm x 70mm x 16mm
- 25mm** 129mm x 68.3mm x 25mm
- 28mm Architrave** 27.5mm x 133mm x 28mm
- 25mm Dual box** 154mm x 68.3mm x 25mm
- 35mm** 129mm x 68.3mm x 35mm
- 35mm Dual box** 154mm x 68.3mm x 35mm
- 47mm** 129mm x 68.3mm x 47mm

For detailed dimensions see page 7.



SB646

		Qty	List No.
<b>3 GANG</b>			
<b>35mm</b>	3 gang, fixed lugs, 18 x 20mm knockouts	5	<b>SB646</b>

**Dimensions**

- 35mm** 189mm x 68.3mm x 35mm



# INSTALLATION BOXES



## FLUSH STEEL BOX ACCESSORIES

	Pack Qty	List No.
Box fixing flanges for dry partition walls	100	<b>SB603</b>
Connectors for coupling 25mm or 35mm fixed lug boxes	100	<b>SB604</b>

### Dimensions

**SB604** 17mm x 59mm x 36mm

Note: **SB604** can be used to mount boxes for use with dual mounting of Volex raised and flatplate metal accessories as well as white moulded.

## STEEL BOX EXTENSIONS

	Pack Qty	List No.
16mm deep 1 gang	20	<b>SB677</b>
16mm deep 2 gang	10	<b>SB678</b>
25mm deep 1 gang	10	<b>SB679</b>
25mm deep 2 gang	5	<b>SB680</b>
35mm deep 1 gang	10	<b>SB681</b>
35mm deep 2 gang	5	<b>SB682</b>

For detailed dimensions see page 6.

SELECTION CHART	16mm	25mm	35mm	47mm	56mm
<b>Metal Boxes</b>					
1 Gang	<b>SB623</b>	<b>SB655</b>	<b>SB615</b>	<b>SB618</b>	-
1 Gang Architrave	-	<b>9257</b>	-	-	-
2 Gang	<b>SB633</b>	<b>SB665</b>	<b>SB625</b>	<b>SB628</b>	-
2 Gang Architrave	-	<b>9258/GV</b>	-	-	-
2 Gang Dual Box (2 x 1 Gang)	-	<b>SB676</b>	<b>SB636</b>	-	-
3 Gang	-	-	<b>SB646</b>	-	-
Lounge Plate Box	-	-	<b>SB695</b>	-	<b>SB1590</b>
MI Circular Terminal Box	<b>SB641</b>	-	-	-	-
MI Circular Through Box	<b>SB642</b>	-	-	-	-
<b>Dry Lining Box</b>					
1 Gang	-	-	<b>SB619</b>	<b>SB632</b>	-
2 Gang	-	-	<b>SB629</b>	<b>SB631</b>	-
Dual Box	-	-	<b>SB637</b>	-	-
1 + 2 Gang	-	-	<b>SB638</b>	-	-
Circular Dry Lining	-	-	<b>SB639</b>	-	-
<b>Extension Boxes</b>					
1 Gang	<b>SB677</b>	<b>SB679</b>	<b>SB681</b>	-	-
2 Gang	<b>SB678</b>	<b>SB680</b>	<b>SB682</b>	-	-



**SB695**

**LOUNGE PLATE FLUSH BOXES**

		Pack Qty	List No.
<b>35mm</b>	Box to fit Volex Lounge Plates VX1590PS, VX1590SS, VX1590WH 12 x 20mm knockouts	1	<b>SB695</b>
<b>56mm</b>	Box to fit Volex Lounge Plates VX1590PS, VX1590SS, VX1590WH 10 x 20mm knockouts	1	<b>SB1590</b>

**Dimensions**

**35mm** 253mm x 194mm x 35mm

**56mm** 253mm x 194mm x 56mm

For detailed dimensions see page 6.



**VX1590SS Fitted**



**SB641**



**SB642**

**BS LOOP IN AND JUNCTION BOXES**

		Pack Qty	List No.
	16mm deep x 50.8 dia terminal pattern circular junction box	20	<b>SB641</b>
	16mm deep x 50.8 dia through pattern circular junction box	20	<b>SB642</b>

# DRY LINING BOXES



## DRY LINING BOXES

		Pack	
<b>1 GANG</b>		Qty	List No.
<b>35mm</b>	Adjustable lugs	10	<b>SB619</b>
<b>47mm</b>	Adjustable lugs	4	<b>SB632</b>

### Dimensions

**35mm** 83mm x 83mm x 36mm  
**47mm** 83mm x 83mm x 48mm  
**Cut-out dimensions** 73mm x 73mm

		Pack	
<b>2 GANG</b>		Qty	List No.
<b>35mm</b>	Adjustable lugs	5	<b>SB629</b>
<b>35mm</b>	Dual box, for two 1 gang size accessories	4	<b>SB637</b>
<b>47mm</b>	Adjustable lugs	4	<b>SB631</b>

### Dimensions

**35mm** 143mm x 83mm x 36mm  
**Dual** 168mm x 83mm x 36mm  
**47mm** 143mm x 83mm x 48mm  
**Cut-out dimensions** 2 Gang 133mm x 73mm  
**Cut-out dimensions** Dual 158mm x 73mm

		Pack	
<b>1 + 2 GANG</b>		Qty	List No.
<b>35mm</b>	Dual box for a 1 gang + 2 gang accessory	4	<b>SB638</b>

### Dimensions

236mm x 83mm x 36mm  
**Cut-out dimensions** 218mm x 73mm

Board thicknesses from 6.35 up to 15mm.  
 For detailed dimensions see page 7.

- Large flange around front prevents slipping into cavity and matches profile of accessory front plate.
- Manufactured from flame retardant thermoplastic.
- Tough yellow nylon lugs have large bearing faces for superior strength.
- 2 side knockout cable entries plus one 25mm base knockout.
- Brass earth terminal available.
- For Acoustic or Fire rated solutions please contact Technical Services.

## CIRCULAR DRY LINING BOXES

		Pack	
<b>35mm</b>		Qty	List No.
1 Gang	2 x 20mm knockouts	10	<b>SB639</b>

### Dimensions

**80mm** diameter  
**Cut-out dimensions** 63mm diameter

Board thicknesses from 6.35 up to 15mm.  
 For detailed dimensions see page 8.

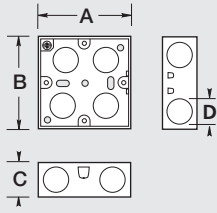
- Large flange around front prevents slipping into cavity and matches profile of accessory front plate.
- Manufactured from flame retardant thermoplastic.
- Tough yellow nylon lugs have large bearing faces for superior strength.
- 2 side knockout cable entries plus one 25mm base knockout.
- Brass earth terminal available.
- For Acoustic or Fire rated solutions please contact Technical Services.

## DRY LINING ACCESSORIES

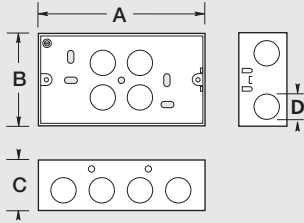
		Pack	
		Qty	List No.
Brass earth terminal		10	<b>SB/BT</b>
Packing piece for fitting to partitions below 6.35mm		10	<b>SB/LX</b>

# APPROXIMATE DIMENSIONS (mm)

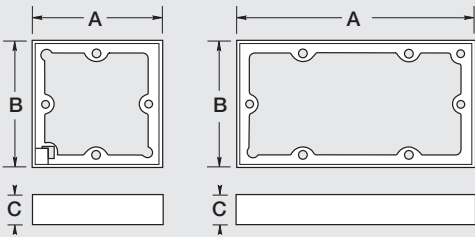
## APPLEBY FLUSH STEEL BOXES



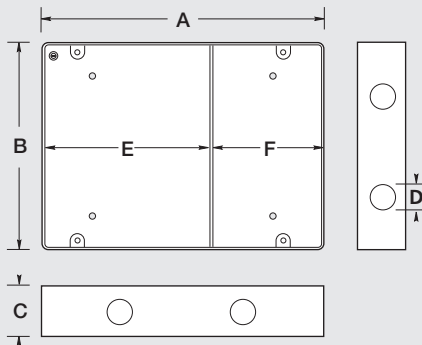
1 GANG	A	B	C	D	LIST No
	70	70	16	20	<b>SB623</b>
	68.3	68.3	25	20	<b>SB655</b>
	26.5	73	28	16	<b>9257</b>
	68.3	68.3	35	20	<b>SB615</b>
	68.3	68.3	47	25	<b>SB618</b>



2 GANG	A	B	C	D	LIST No
	130	70	16	20	<b>SB633</b>
	129	68.3	25	20	<b>SB665</b>
	154	68.3	25	20	<b>SB676</b>
	129	68.3	35	20	<b>SB625</b>
	154	68.3	35	20	<b>SB636</b>
	129	68.3	47	25	<b>SB628</b>
	27.5	133	28	16	<b>9258/GV</b>
	189	68.3	35	20	<b>SB646</b>



EXTENSION BOXES	A	B	C	LIST No
	70	70	16	<b>SB677</b>
	130	70	16	<b>SB678</b>
	68.3	68.3	25	<b>SB679</b>
	129	68.3	25	<b>SB680</b>
	68.3	68.3	35	<b>SB681</b>
	129	68.3	35	<b>SB682</b>

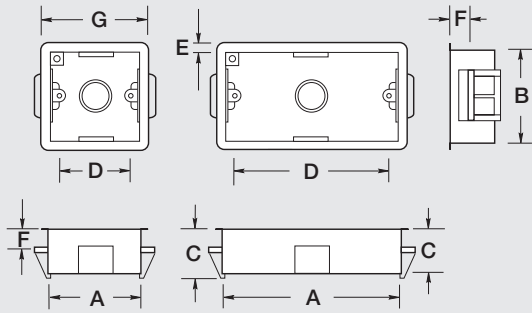


LOUNGE BOX	A	B	C	D	E	F	LIST No
	253	194	35	20	141	108	<b>SB695</b>
	253	194	56	20	141	108	<b>SB1590</b>



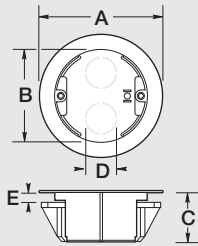
# APPROXIMATE DIMENSIONS (mm)

## APPLEBY DRY LINING BOXES



A	B	C	D	E	F	F	G	LIST No
					min	max		
73	73	36	60	6.7	6.35	15	83	<b>SB619</b>
73	73	48	60	6.7	6.35	15	83	<b>SB632</b>
133	73	36	130	6.7	6.35	15	143	<b>SB629</b>
158	73	36	130	6.7	6.35	15	168	<b>SB637</b>
133	73	48	155	6.7	6.35	15	143	<b>SB631</b>
218	73	36	206	6.7	6.35	15	228	<b>SB638</b>

For Acoustic or Fire rated solutions please contact Technical Services.



## APPLEBY CIRCULAR DRY LINING BOXES

A	B	C	D	E	E	LIST No
				min	max	
80	57.5	36	20	7	22	<b>SB639</b>

## NUMBER OF KNOCKOUTS

LIST No	Oval	13mm	16mm	20mm	25mm	Total
<b>SB623</b>	4	-	-	-	-	4
<b>SB655</b>	-	-	-	12	-	12
<b>9257</b>	-	-	2	-	-	2
<b>SB615</b>	-	-	-	12	-	12
<b>SB618</b>	-	-	-	10	2	12
<b>SB633</b>	7	6	-	-	-	13
<b>SB665</b>	-	-	-	16	-	16
<b>SB676</b>	-	-	-	16	-	16
<b>9258/GV</b>	-	-	2	2	-	4
<b>SB625</b>	-	-	-	16	-	16
<b>SB636</b>	-	-	-	16	-	16
<b>SB628</b>	-	-	-	16	6	22
<b>SB646</b>	-	-	-	18	-	18
<b>SB695</b>	-	-	-	12	-	12
<b>SB1590</b>	-	-	-	10	-	10

## KNOCKOUT POSITION

LIST No	Left Side	Right Side	Down Side	Top Side	Back Side	Total
<b>SB623</b>	-	-	2	-	2	4
<b>SB655</b>	2	2	2	2	4	12
<b>9257</b>	-	-	-	1	1	2
<b>SB615</b>	2	2	2	2	4	12
<b>SB618</b>	2	2	2	2	4	12
<b>SB633</b>	1	1	5	2	4	13
<b>SB665</b>	2	2	4	4	4	16
<b>SB676</b>	2	2	4	4	4	16
<b>9258/GV</b>	-	-	1	1	2	4
<b>SB625</b>	2	2	4	4	4	16
<b>SB636</b>	2	2	4	4	4	16
<b>SB628</b>	2	2	4	4	4	16
<b>SB646</b>	2	2	5	5	4	18
<b>SB695</b>	3	3	3	3	-	12
<b>SB1590</b>	2	2	3	3	-	10

# electrium

## **ELECTRIUM SALES LIMITED A SIEMENS COMPANY**

Commercial Centre, Lakeside Plaza,  
Walkmill Lane, Bridgtown,  
Cannock WS11 0XE.  
eMail: [info@electrium.co.uk](mailto:info@electrium.co.uk)

[www.electrium.co.uk](http://www.electrium.co.uk)

## **UK SALES**

Telephone: 01543 455030  
Facsimile: 01543 455031  
eMail: [appleby.sales@electrium.co.uk](mailto:appleby.sales@electrium.co.uk)

## **TECHNICAL**

Telephone: 01543 438330  
Facsimile: 01543 438321  
eMail: [appleby.technical@electrium.co.uk](mailto:appleby.technical@electrium.co.uk)

## **EXPORT SALES**

Telephone: +44 1543 455049  
Facsimile: +44 1543 455048  
eMail: [export@electrium.co.uk](mailto:export@electrium.co.uk)

## **DUBAI OFFICE**

Telephone: +971 4 3660684  
Facsimile: +971 4 3660676  
eMail: [export@electrium.co.uk](mailto:export@electrium.co.uk)



[@ElectriumNews](https://twitter.com/ElectriumNews) or download the APP

Although every effort has been made to ensure accuracy in the compilation of the technical detail within this publication, specifications and performance data are constantly changing. Latest details can be obtained from Appleby.

Publication No. AP2575a 01/2021