



Grange

DEFINING GARDENS



INSPIRATION FOR YOUR GARDEN

Fencing | Trellis | Gates | Railings | Structures | Landscaping

The UK's leading fencing and decorative garden timber supplier



Get inspired online at
www.grangefencing.co.uk

FOLLOW US

[f](#) [t](#) [p](#) [v](#)








Welcome to Grange

We've been trading since 1868 and are known for our quality and excellence within the fencing and decorative garden timber industry.

From our fencing to our decorative flourishes, we're committed to producing high quality products and customer service. With a focus on continuous improvement we have heavily invested in product development bringing you first to market, top quality garden products.

Quality is at the heart of everything we do.

Contents

| | |
|--|---|
|  TRADITIONAL FENCING Page 6 - 13 |  GATES & RAILINGS Page 38-45 |
|  DECORATIVE FENCING & TRELLIS Page 14 -23 |  ACCESSORIES Page 46-49 |
|  GARDEN STRUCTURES Page 24-29 |  METPOST Page 50-55 |
|  LANDSCAPING Page 30-37 | |

 The FSC® logo means you can be sure we've used timber which is ethically sourced from responsible forests certified in accordance with the rules of the Forest Stewardship Council®

 **20 YEARS** ANTIRROT GUARANTEE
Our advanced pressure treatment systems means all Grange pressure treated products are guaranteed against rot and fungal decay for 20 years.

 Front Cover Image - with thanks to **Stoncraft Landscape & Design** for their kind permission to use their photograph.
To see more of their work - www.stoncrafttd.co.uk

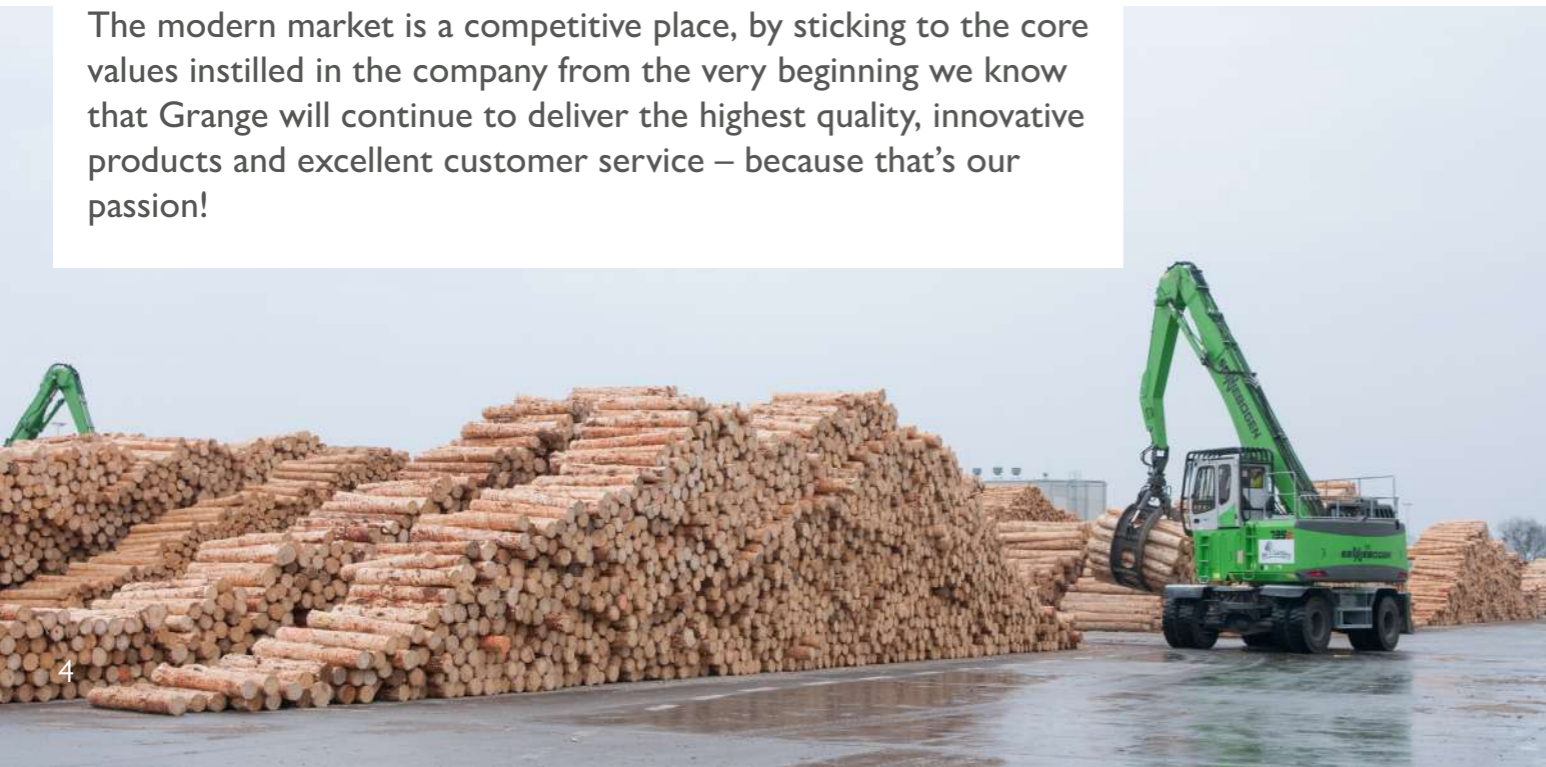
What's new

2018 was a milestone year for Grange, seeing us celebrate 150 years of trading. During this time we have witnessed the market evolve and grow, and so have we!

Grange & Stelmet (Grange's parent company) have focused on strengthening operational efficiencies. Stelmet's heritage in traditional craftsmanship alongside modern production technologies has allowed Grange to continue to be the leaders in the manufacture & distribution of wooden garden products in the UK.

As we enter 2019 we have an exciting array of new products in on-trend colours allowing you the choice to expand your home outside and create either modern or traditional garden spaces. Grange have invested heavily in the business with 2 fleets of brand new forklifts for both sites and have also implemented the use of new software which will shorten lead times, improve standards in order fulfilment and raise customer satisfaction standards.

The modern market is a competitive place, by sticking to the core values instilled in the company from the very beginning we know that Grange will continue to deliver the highest quality, innovative products and excellent customer service – because that's our passion!



NEW GENERATION OF LAP PANELS



A revolutionary design offering a 1st to market fencing solution.

New superior design as standard for all **Grange Lap Panels**



Mortise & Tenon Joint

Sandwiched Lap Frame

| FEATURES | BENEFITS |
|---|---|
| Tongue and Groove Frame | → More robust frame that resists warping and is more resistant to storm damage. |
| Integrated capping rail | → Stronger rail with no more popping off issues. Also gives the panel a more premium look. |
| Smooth sawn timber | → More aesthetically pleasing, easier to paint or stain and less chance of splinters. |
| No visible end grain (slats) | → With slats no longer being visible it prevents water ingress so the panel is resistant to shrinkage and swelling. |
| Strong battens with nailing from both sides | → A stronger panel with more resistance to storm damage. |

GRANGE SUPERIOR LAP PANEL

Constructed using double waney edge slats that are secured into a neat fully mortise and tenon-jointed rebated frame, making it stronger than any traditional panel before.

Matching side entry lap gate available to complete the look - find the gate on page 42.

Pressure Treated Golden Brown:

- H60 x W183 x D4.1 cm | **GSL2**
- H90 x W183 x D4.1 cm | **GSL3**
- H120 x W183 x D4.1 cm | **GSL4**
- H150 x W183 x D4.1 cm | **GSL5**
- H180 x W183 x D4.1 cm | **GSL6**

Pressure Treated Green:

- H60 x W183 x D4.1 cm | **GSLG2**
- H90 x W183 x D4.1 cm | **GSLG3**
- H120 x W183 x D4.1 cm | **GSLG4**
- H150 x W183 x D4.1 cm | **GSLG5**
- H180 x W183 x D4.1 cm | **GSLG6**



MATCHING SIDE ENTRY LAP GATE AVAILABLE



NEW IMPROVED, STRONGER LAP PANEL THAT HAS A TRADITIONAL LOOK BUT MADE USING NEW TECHNOLOGY



GRANGE VINTAGE GREY LAP PANEL

This new and improved lap panel is now also available in grey. This product is pressure treated and has our 20 year anti rot guarantee.

It should be noted that colours may change their appearance in different lighting conditions.

Vintage Grey:

- H180 x W183 x D4.1 cm | **GL6GRY1**



New product for 2019

Arcadian Panel

New product for 2019

Bow Top Lap Panel



ARCADIAN PANEL

This new, innovative designed, high-quality garden fence has a simple, yet practical design and will fit perfectly into your garden's natural aesthetic. Thanks to its simple hit & miss construction, it is not only visually appealing, it also has a solid structure and offers a high degree of privacy. A Vintage Grey treatment creates a high-quality garden fence that is very sturdy, durable and is protected against rot and decay.

This stylish garden fence is ideal for setting the periphery of your property and will be an attractive addition to your garden.

It should be noted that colours may change their appearance in different lighting conditions.

Vintage Grey:
H180 x W180 x D4.1 cm | **ARCGRY61**

BOW TOP LAP PANEL



An added twist to a simple design our new addition to our range of Lap Panels, constructed using double waney edge slats that are secured into a neat arched shaped rebated frame.

Pressure Treated Green:
H90 x W183 x D4 cm | **BOWLAPGRN31**
H120 x W183 x D4 cm | **BOWLAPGRN41**
H150 x W183 x D4 cm | **BOWLAPGRN51**
H180 x W183 x D4 cm | **BOWLAPGRN61**





PROFESSIONAL LAP PANEL

A stronger panel with three battens and a new rebated construction. Comes in three colours to be as stylish as it is sturdy.

Dipped Dark Brown:

H90 x W183 x D4.1 cm | **WNPL3**

H120 x W183 x D4.1 cm | **WNPL4**

H150 x W183 x D4.1 cm | **WNPL5**

H180 x W183 x D4.1 cm | **WNPL6**

Pressure Treated Golden Brown:

H90 x W183 x D4.1 cm | **GNPL3**

H120 x W183 x D4.1 cm | **GNPL4**

H150 x W183 x D4.1 cm | **GNPL5**

H180 x W183 x D4.1 cm | **GNPL6**

Pressure Treated Green:

H90 x W183 x D4.1 cm | **GNPL3G**

H120 x W183 x D4.1 cm | **GNPL4G**

H150 x W183 x D4.1 cm | **GNPL5G**

H180 x W183 x D4.1 cm | **GNPL6G**

ULTIMATE LAP PANEL

New, innovative, clean and strong are the only words needed to describe our Ultimate Panel.

Pressure Treated Green:

H90 x W183 x D4 cm | **USL09G**

H120 x W183 x D4 cm | **USL12G**

H150 x W183 x D4 cm | **USL15G**

H180 x W183 x D4 cm | **USL18G**



DOME FEATHEREDGE PANEL

Made with 125 mm boards, sturdy interlocking frame and domed top providing a beautiful run of fencing.

Pressure Treated Green:

H173 x W183 x D5 cm | **DFE6**



CLOSEBOARD PANEL

A vertical panel re-engineered with fine sawn timber for a premium finish, best suited with the Closeboard Gate.

Pressure Treated Golden Brown:

H90 x W183 x D4 cm | **CB3**

H120 x W183 x D4 cm | **CB4**

H150 x W183 x D4 cm | **CB5**

H180 x W183 x D4 cm | **CB6**



TRADE FEATHEREDGE

This stunning panel is made with extra battens on the back to provide strength as well as style.

Pressure Treated Golden Brown:

H93 x W183 x D5 cm | **FETRADE3**

H123 x W183 x D5 cm | **FETRADE4**

H153 x W183 x D5 cm | **FETRADE5**

H183 x W183 x D5 cm | **FETRADE6**

Pressure Treated Green:

H93 x W183 x D5 cm | **FETRADE3G**

H123 x W183 x D5 cm | **FETRADE4G**

H153 x W183 x D5 cm | **FETRADE5G**

H183 x W183 x D5 cm | **FETRADE6G**





STANDARD FEATHEREDGE PANEL

This stunning panel is made with 100 mm featheredge boards for extra stability.

Golden Brown:

H92 x W183 x D4.4 cm | **SFEP3**

H122 x W183 x D4.4 cm | **SFEP4**

H152 x W183 x D4.4 cm | **SFEP5**

H182 x W183 x D4.4 cm | **SFEP6**

Pressure Treated Green:

H92 x W183 x D4.4 cm | **SFEP3G**

H122 x W183 x D4.4 cm | **SFEP4G**

H152 x W183 x D4.4 cm | **SFEP5G**

H182 x W183 x D4.4 cm | **SFEP6G**



WESTON FEATHEREDGE

This panel is constructed using 100 mm wide featheredge boards and a flat top edge combining a classic look with strength.

Dark Brown:

H93 x W183 x D5 cm | **WCB3**

H123 x W183 x D5 cm | **WCB4**

H153 x W183 x D5 cm | **WCB5**

H168 x W183 x D5 cm | **WCB56**

H183 x W183 x D5 cm | **WCB6**

Pressure Treated Green:

H93 x W183 x D5 cm | **WCB3GRN**

H123 x W183 x D5 cm | **WCB4GRN**

H153 x W183 x D5 cm | **WCB5GRN**

H168 x W183 x D5 cm | **WCB56GRN**

H183 x W183 x D5 cm | **WCB6GRN**



GAWSWORTH PANEL

The modern, planed timber design will accentuate the beauty of the garden when used with the matching Gawsworth Gate.

Pressure Treated Green:

H90 x W180 x D4.5 cm | **GAWS18**



PALISADE PANEL TULIP

Manufactured from finely sawn timber, the Tulip offers a stylish but modest design of fencing for your garden or parameter.

Golden Brown:

H90 x W183 x D3.4 cm | **PALTUL3**



ELITE PROFILED PICKET FENCE

Neatly finished; perfect for creating a premium look on a classic design. Use this fence to mark out boundaries in the front or back garden.

Pressure Treated Green:

H100 x W180 x D4.2 cm | **ELITEPROFEN**



ELITE PALISADE FENCE

This small fence is perfect for marking out boundaries. With its profiled finish, the Elite Palisade Fence is manufactured using smooth planed timbers.

Pressure Treated Green:

H90 x W180 x D4 cm | **ELITEP91**



ROUND TOP PALISADE PANEL

Ideal for constructing a new fence run or repairing an existing one, making your garden a private space to relax in.

Pressure Treated Green:

H90 x W180 x D4.4 cm | **RTP09**

H120 x W180 x D4.4 cm | **RTP12**

Putting up your own fence panels

in **3** easy steps!

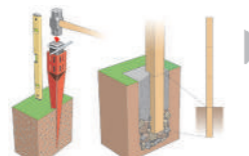
1 Plan
Measure and count the number of posts and panels.

Tip!
Use string to plan and then measure out the length of the area you wish to fence.

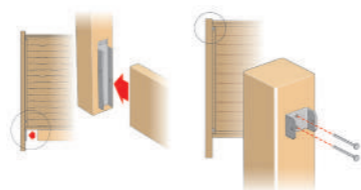


2 Fit Posts
Use Metpost Supports or Post Fix to secure your posts in the ground

Tip!
Decide what method you wish to use depending on the ground type.



3 Attach Panels
Fixing Clips allow the Panel and Gravel Board attach to the posts



Safety First! Always advise two people when constructing a fence.





20 YEARS ANTI-ROT GUARANTEE



CONTEMPORARY PANEL

Made to an new and improved specification, this heavyweight fence panel combines a contemporary design with strength, making this the perfect fence for the modern garden.

Pressure Treated Green:

H179 x W179 x D4.5 cm | **CONPAN6**

ADJUSTABLE GARDEN SCREEN

Add a personal touch to your garden with this adjustable screen. Use with slats open, or tilt slats to create privacy and allow for sunlight to reflect in different directions around your garden.

Pressure Treated Green:

H180 x W90 x D8 cm | **ASGS**



20 YEARS ANTI-ROT GUARANTEE



NEW FOR 2019

CONTEMPORARY ATCHAM PANEL

A heavyweight fence panel that combines the functionality and look of the Contemporary Vogue Panel with the added feature of a horizontal style trellis top to create a modern twist on an already popular panel.



20 YEARS ANTI-ROT GUARANTEE



CONTEMPORARY VOGUE PANEL

Made to an new and improved specification, The Contemporary Vogue Panel is constructed with a fully Mortise and Tenon jointed frame and slats on both sides for ultimate privacy, making this our most substantial and durable panel yet.

Pressure Treated Green:

H180 x W180 x D4.5 cm | **CONVPAN6**

H120 x W180 x D4.5 cm | **CONVPAN4**



UV PROTECTED

NEW FOR 2019

CONTEMPORARY VOGUE PANEL DOVE GREY

An edition to our contemporary range, offering a stunning pretreated dove grey Contemporary Vogue Panel. This is constructed with a fully Mortise and Tenon jointed frame and slats on both sides for ultimate privacy, making this our most substantial and durable panel yet. *It should be noted that colours may change their appearance in different lighting conditions.*

Dove Grey:

H180 x W180 x D4.5 cm | **CONVPANGRY6**



UV PROTECTED

Dove Grey:
H180 x W180 x D4.5 cm | **CONATCHGRY61**



20 YEARS ANTI-ROT GUARANTEE

Pressure Treated Green:
H180 x W180 x D4.5 cm | **CONATCHGRN61**





20 YEARS ANTI-ROT GUARANTEE **FSC**

ELITE LILLE PANEL

This panel features straight cut slats that are smooth for a clean feel. The horizontal style trellis top adds an on-trend twist to this simple panel.

Pressure Treated Green:
H180 x W180 x D4 cm | **ELTLP18**



20 YEARS ANTI-ROT GUARANTEE **FSC**

ELITE ST CARNE DOME PANEL

An elegant panel with a classic domed top and contrasting straight cut slats that are planed, rounded and grooved for an extra decorative look.

Pressure Treated Green:
H180 x W180 x D4 cm | **ESMDOME**




20 YEARS ANTI-ROT GUARANTEE **FSC**

ELITE LUNAIRS PANEL

The sturdy timber slats are planed, rounded and grooved for a superior finish. The unique style and arched top creates a decorative run of fencing.

Pressure Treated Green:
H120 x W180 x D4 cm | **ELITEPL12**
H150 x W180 x D4 cm | **ELITEPL15**
H180 x W180 x D4 cm | **ELITEPL**



20 YEARS ANTI-ROT GUARANTEE **FSC**

ELITE MELOIR PANEL

Offers a quirky decorative design to suit many styles of garden settings.

Pressure Treated Green:
H90 x W180 x D4 cm | **ELTMLPAN09**
H105 x W180 x D4 cm | **ELTMLPAN11**
H150 x W180 x D4 cm | **ELTMLPAN15**
H180 x W180 x D4 cm | **ELTMLPAN18**



20 YEARS ANTI-ROT GUARANTEE **FSC**

ELITE ESPRIT PANEL

Offers a simple design with high levels of privacy, slats are planed, rounded and grooved and are secured into a rebated frame.

Pressure Treated Green:
H90 x W180 x D4 cm | **ESMSQ09**
H120 x W180 x D4 cm | **ESMSQ12**
H150 x W180 x D4 cm | **ESMSQ15**
H180 x W180 x D4 cm | **ESMSQ18**




20 YEARS ANTI-ROT GUARANTEE **FSC**

ELITE MALO PANEL

Created from sturdy horizontal slats and lattice top that features a quality planed, rounded and grooved timber finish.

Pressure Treated Green:
H120 x W180 x D4 cm | **ELITEPM12**
H150 x W180 x D4 cm | **ELITEPM15**
H180 x W180 x D4 cm | **ELITEPM18**





ALDERLEY DOME LATTICE TRELLIS

An attractive joint framed trellis available in varying shapes and sizes and part of the Valencia Garden Collection

Pressure Treated Green:

- H50 x W183 x D3 cm | **ALDDOME**
- H60 x W183 x D3 cm | **ALDDOME2**



MADELEY CONVEX LATTICE TRELLIS

Ideal for mounting or as a fence panel top, this design has a sturdy 45 mm thick rebated frame.

Pressure Treated Green:

- H50 x W180 x D4.5 cm | **MADCON05**



ALDERLEY LATTICE TRELLIS

An attractive joint framed trellis available in varying shapes and sizes and part of the Valencia Garden Collection.

Pressure Treated Green:

- H30 x W183 x D3 cm | **ALDSQ1**
- H60 x W183 x D3 cm | **ALDSQ2**
- H90 x W183 x D3 cm | **ALDSQ3**
- H120 x W183 x D3 cm | **ALDSQ4**
- H180 x W183 x D4 cm | **ALDSQ18**



ALDERLEY CONCAVE LATTICE TRELLIS

The Alderley is an attractive joint framed trellis and is part of the Valencia Garden Collection.

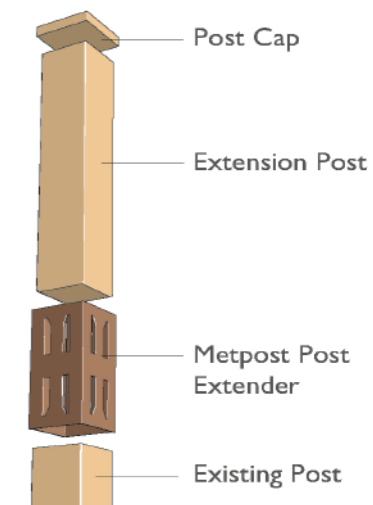
Pressure Treated Green:

- H30 x W183 x D3 cm | **ALDBOW**

Fixing trellis to a fence

Trellis has many uses in a garden. It can provide a framework for climbing plants, conceal unsightly areas or act as a division between garden areas. It may also be used to add height to an existing fence – either as a decorative feature or to provide more privacy.

- It will be necessary to extend the existing posts to add the trellis. Use Metpost Post Extenders and a piece of extra post to gain the required height.
- Fix the trellis to the extended post with Metpost Metclips or screws.
- Use a Grange Post Cap to the top of the post to add a decorative finish and protect the top of the post.



SQUARE HIGHGROVE TRELLIS

This trellis has a rebated double frame for extra strength and manufactured from fine sawn timber for an extra smooth finish. Ideal as a privacy screen.

Pressure Treated Golden Brown:

- H32 x W183 x D4 cm | **HSQ1**
- H61 x W183 x D4 cm | **HSQ2**





LILLESBALL LATTICE TRELLIS

This trellis is ideal as a privacy screen to zone off areas within the garden. Along with style, this trellis has a strong rebated frame structure.

Pressure Treated Green:

- H30 x W183 x D3 cm | **LILLAT03**
- H60 x W183 x D3 cm | **LILLAT06**
- H90 x W183 x D3 cm | **LILLAT09**
- H120 x W183 x D3 cm | **LILLAT12**
- H150 x W183 x D3 cm | **LILLAT15**
- H180 x W183 x D3 cm | **LILLAT18**



MADELEY LATTICE TRELLIS

Ideal for mounting or as a fence panel top, this design has a sturdy 45 mm thick rebated frame.

Pressure Treated Green:

- H30 x W180 x D4.5 cm | **MADLAT03**
- H60 x W180 x D4.5 cm | **MADLAT06**
- H90 x W180 x D4.5 cm | **MADLAT09**
- H120 x W180 x D4.5 cm | **MADLAT12**
- H150 x W180 x D4.5 cm | **MADLAT15**
- H180 x W180 x D4.5 cm | **MADLAT18**



WESTON HEAVY DUTY SQUARE TRELLIS DARK BROWN

This heavy duty trellis with a robust frame is ideal for supporting climbing plants. The fine sawn timber provides a smooth, superior finish.

Pressure Treated Golden Brown:

- H32 x W183 x D3 cm | **WHDT1**
- H61 x W183 x D3 cm | **WHDT2**
- H90 x W183 x D3 cm | **WHDT3**
- H120 x W183 x D3 cm | **WHDT4**
- H181 x W183 x D3 cm | **WHDT6**



SQUARE BADMINTON TRELLIS

Great as a fence top, privacy screen or supporting climbing plants. The Badminton Trellis is manufactured from fine sawn timber that provides a smooth and exceptional finish.

Pressure Treated Golden Brown:
H62 x W183 x D3 cm | **BADSQ61**





BOW TOP TRELLIS

This trellis is ideal for using in conjunction with fencing and pergolas, a very stylish wave effect with a fine finish makes this one of the most superior trellis on the market.

Pressure Treated Golden Brown:
H57 x W183 x D3 cm | **BTT110**



DOME TOP TRELLIS

This trellis is ideal for using in conjunction with fencing and pergolas. The larger size can also be used for wall mounting.

Pressure Treated Golden Brown:
H56 x W183 x D3 cm | **DTT110**
H87 x W183 x D3 cm | **DTT210**



ELITE SQUARE LATTICE

The trellis is planed, chamfered and grooved providing a beautiful decorative finish. It will fit in with many styles of gardens allowing you to use your imagination.

Pressure Treated Green:

H30 x W180 x D4 cm | **ELTSQL1**
H60 x W180 x D4 cm | **ELTSQL2**
H90 x W180 x D4 cm | **ELTSQL3**
H120 x W180 x D4 cm | **ELTSQL4**
H180 x W180 x D4 cm | **ELTSQL6**

MATCHING PRODUCTS

Our Elite Square Lattice is ideal for climbing plants and roses. For the ultimate cottage garden style, team this with our Valencia Arbour, which features lattice trellis sides and back, as well as a traditional pitched roof.



HEAVY DUTY SQUARE TRELLIS GREEN

This heavy duty trellis with a robust frame is ideal for supporting climbing plants. The fine sawn timber provides a smooth, superior finish.

Pressure Treated Green:

H32 x W183 x D3 cm | **HDT1G**
H61 x W183 x D3 cm | **HDT2G**
H90 x W183 x D3 cm | **HDT3G**
H120 x W183 x D3 cm | **HDT4G**
H181 x W183 x D3 cm | **HDT6G**



HEAVY DUTY SQUARE TRELLIS GOLDEN

This heavy duty trellis with a robust frame is ideal for supporting climbing plants. The fine sawn timber provides a smooth, superior finish.

Pressure Treated Golden Brown:

H32 x W183 x D3 cm | **HDT1**
H61 x W183 x D3 cm | **HDT2**
H90 x W183 x D3 cm | **HDT3**
H120 x W183 x D3 cm | **HDT4**
H151 x W183 x D3 cm | **HDT5**
H181 x W183 x D3 cm | **HDT6**




FAN HEAVY DUTY TRELLIS

This fan shape trellis allows plants to be supported in a more interesting and natural shape with a new and improved, fine sawn timber finish.

Pressure Treated Golden Brown:

H180 x W95 x D3 cm | **HDFAN**
H111 x W61 x D3 cm | **HDFANM4**



ALDERLEY FAN TRELLIS

Featuring a beautifully crafted lattice, the Alderley Fan Trellis is ideal for mounting on fence panels or walls as well as being used with a planter to support plants.

Pressure Treated Green:

H180 x W60 x D3 cm | **ALDFAN**



ELITE ST MELOIR BOW TOP LATTICE

The trellis is planed, chamfered and grooved providing a beautiful decorative finish for multiple uses.

Pressure Treated Green:

H60 x W180 x D4 cm | **ELITEMLT2**
H105 x W180 x D4 cm | **ELITEMLT4**
H180 x W180 x D4 cm | **ELITEMLT6**



NEW
FOR 2019



RIVIERA GAZEBO

The eight-sided Riviera Gazebo is an impressive structure. The fine sawn timber provides a smooth, superior finish. This comes available with a bench & table set or on its own.

Pressure Treated Green:

H402 x W320 x D402 cm | **RIVGAZGRN1**

(SEAT & TABLE SET)

H320 x W298 x D74 | **RIVGAZSETGRN1**



VALENCIA ARCH

A strong and robust arch with diamond trellis sides and a slatted roof finished with pointed finials. This classic design is ideal for accentuating any garden path.

Pressure Treated Green:

H279 x W173.9 x D72.2 cm | **VALARCH**



ELITE PORTICO ARCH

Unique design with a curved roof and lattice style trellis side panels - a stylish solution for any garden space. The space for hanging baskets will enhance a path, or it can be used as a standalone feature.

Pressure Treated Green:

H244 x W210 x D112.5 cm | **ELITEPORTE**



BOW TOP ARCH

Decorative square trellis sides to enhance any garden space. The structure is ideal for creating an impressionable pathway or as a decorative garden feature.

Pressure Treated Green:

H248.5 x W160 x D72 cm | **BTA**



ELITE GRANVILLE ARCH

Classic look, strong and robust. This arch is suitable as a free standing structure on either a path or garden space. The square trellis sides are ideal for climbing plants.

Pressure Treated Green:

H273 x W125 x D60 cm | **EGA**



ELITE GARDEN ARCH

A subtle arch creates an attractive garden structure. Square trellis sides are complemented by a curved top.

Pressure Treated Green:

H254 x W100 x D44.5 cm | **ELITEARCH**



CONTEMPORARY GARDEN ARCH

A substantial and stylish structure. The chunky arched top, posts and slats are planed, rounded and chamfered for a modern look. Use with climbing plants along a pathway or as a standalone feature in your garden.

Pressure Treated Green:

H260 x W150 x D70 cm | **CONTARCH**





VALENCIA ARBOUR

This classic arbour is designed with diamond trellis sides and back to support climbing plants. The slatted roof provides extra protection from the sun and the sturdy yet comfortable bench enables you to sit back and relax.

Pressure Treated Green:

H235 x W173.9 x D68.4 cm | **VALARB**



VALENCIA CORNER ARBOUR

A structure ideal for creating a sheltered dining area or a relaxing seating area. The lattice trellis design creates a truly classic structure.

Pressure Treated Green:

H230 x W200 x D200 cm | **VALCORARB**



CONTEMPORARY ARBOUR

This striking arbour combines modern straight lines and a classic curved roof, created using quality finger joints. Dress the large seat with cushions to create a perfect space for relaxing and putting your feet up.

Pressure Treated Green:

H220 x W150 x D70 cm | **CONTARB**



CAROUSEL PERGOLA

A timeless garden structure. The curves of the top beam reflect the natural shapes in your garden, whilst providing an effective frame for a garden feature beneath.

Pressure Treated Green: H279.8 x W363.4 x D363.4 cm | **PKITCRAG**



MONTBELLO ARBOUR

A large and inviting structure with an attractive bow shaped roof. This versatile structure is ideal for both contemporary and traditional gardens alike.

Pressure Treated Green:

H213.8 x W142 x D60 cm | **MONTARB**



LIVORNO ARBOUR

A solid, durable arbour providing sheltered, comfortable garden seating. The pointed steep roof provides excellent cover from the wind; this arbour also offers generous storage space under the seat.

Pressure Treated Green:

H223.1 x W142.5 x D66.2 cm | **LIVARB**



ROMANA ARBOUR

A simple structure that will add to the appearance and character of your garden. The comfortable bench is ideal for you to sit and relax, whilst the half trellised sides are perfect for supporting climbing plants.

Pressure Treated Green:

H192.3 x W180 x D87 cm | **ROMARB**



FREE STANDING FLOWER CIRCLE

The contemporary Flower Circle is constructed using two rounded beams closely connected with stainless steel rods to create a sculptural archway.

Pressure Treated Green:

H234.4 x W246.7 x D27 cm | **FSFCIRC**



FLOWER WALK

An eye-catching and contemporary design which gives an attractive outline to your garden path.

Pressure Treated Green:

H224.8 x W234.4 x D257.5 cm | **FLWCCLB**

H224.8 x W234.4 x D257.5 cm | **FLWCCLB**

H224.8 x W234.4 x D257.5 cm | **FLWCCLC**





TRADITIONAL PATIO PERGOLA

A classically styled pergola. Suitable for a patio area or over the rear or side doorway to your house.

Pressure Treated Green:
H279.8 x W270 x D240 cm | **PKTPPA**



TRADITIONAL PERGOLA

Ideal for use on a lawn or patio area. The posts and rafters are ideal for growing climbing plants and roses.

Pressure Treated Green:
H279.8 x W270 x D270 cm | **PKTRADA**



DRAGON PERGOLA

An oriental inspired Dragon Pergola which creates an interesting dimension for any garden. The pergola acts as an effective frame for a flower display or water feature which is suitably displayed on a lawn or patio area.

Pressure Treated Green:
H337.8 x W281.2 x D281.2 cm | **PKITDRGNA**



APOLLO PERGOLA

A distinctively designed dome shaped structure that will give your garden a contemporary feel. As a centrepiece, it can provide a focal point for fountains, ornaments or a picnic area.

Pressure Treated Green:
H260.7 x W348.5 x D344.3 cm | **APOLPERG**



LEAN TO/CAR PORT PERGOLA

This modern lean-to pergola creates the perfect decorative space on the side of your house. Ideal for hosting barbecues or an alfresco dining area, this versatile pergola can even be used as car port.

Pressure Treated Green:
H280 x W480 x D360 cm | **PKLTP12A**



DRAGON PERGOLA EXTENDED

This pergola makes a dramatic statement in your garden. Transforming any garden space, the pergola can be used as a standalone feature to support a flower display or water feature.

Pressure Treated Green:
H337.8 x W270 D480 cm | **PKITDRGNAE**

PICKED BY THE PROS

Favoured by top garden designers, our Apollo Pergola and Flower Walk have been spotted in professional garden designs at RHS Flower Shows as well as on popular TV show, ITV's Love Your Garden with Alan Titchmarsh. Create that added wow-factor with these impressive structures, safe in the knowledge that they've been given the thumbs up by the UK's finest landscapers!





TALL CONTEMPORARY PLANTER

A modern planter designed to complement the Contemporary Vogue Fence Panel and structures. Use as a pair to accentuate an entrance or walkway.

Pressure Treated Green:
H72 x W40 x D40 cm | **CONPLTL**



SQUARE CONTEMPORARY PLANTER

This robust square planter is a perfect addition to the Grange Contemporary Vogue Fence Panel and structures range.

Pressure Treated Green:
H50 x W50 x D50 cm | **CONPLSQ**



SMALL CONTEMPORARY SQUARE PLANTER

Contemporary in its design, this small rectangular planter is perfect for displaying a specimen plant or group of flowers to add a splash of colour to small spaces.

Pressure Treated Green:
H15 x W30 x D30 cm | **CONSSP**



RECTANGULAR CONTEMPORARY PLANTER

A substantial rectangular planter, perfect as a showpiece on a patio or decking area. Designed to match the Contemporary Collection.

Pressure Treated Green:
H33 x W120 x D50 cm | **CONPREC**



SMALL CONTEMPORARY RECTANGULAR PLANTER

A contemporary styled rectangular planter perfect for a small to medium-sized flower display. Suitable for use in a small area such as a balcony, patio or even indoors.

Pressure Treated Green:
H15 x W60 x D20 cm | **CONSRP**



ELITE SQUARE MEDIUM PLANTER

Ideal for creating a modern planting display.

Pressure Treated Green:
H30.2 x W40 x D40 cm | **ESMP**



ELITE SQUARE LARGE PLANTER

Heavy duty large square planter which is ideal for planting displays in your garden.

Pressure Treated Green:
H36 x W50 x D50 cm | **ESLP**



ELITE RECTANGULAR PLANTER

Robust planter ideal for planting displays, or growing vegetables. The smooth timber is planed and heavy duty.

Pressure Treated Green:
H30.2 x W120 x D40 cm | **ERP**



ROSA PLANTER

The Rosa Planter comes with a decorative trellis back which is ideal for large climbing plants.

Pressure Treated Green:
H138.5 x W90 x D40 cm | **ROSPLANT**



BELLA ROSA PLANTER

Comes with an eye-catching wooden trellis. Perfect for climbing plants and compact in size.

Pressure Treated Green:
H123 x W40 x D40 cm | **BELPLANT**



NEW
FOR 2019



ALPINE VERTICAL PLANTERS

This uniquely designed vertical garden screen is ideal for zoning off a patio or for use on a balcony with its clean and sharp appearance. It comes in designs with a unique feature of plant boxes on both sides of the screen allows maximum opportunity for colourful and scented flowers to be displayed. It should be noted that colours may change their appearance in different lighting conditions.



ALPINE BASE VERTICAL PLANTER

Dove Grey:
H183.5 x W68 x D70 cm | **ALPBVPGRY1**



ALPINE SUMMIT VERTICAL PLANTER


Dove Grey:
H183.5 x W68 x D70 cm | **ALPSVPGRY1**



POTTING TABLE

Our timber potting table features a good sized working area, perfect for preparing your new plants and seeds, as well as incorporating a useful shelf for storage.

Pressure Treated Green:
H92 x W91 x D47 cm | **GPTABLE**



TRELLIS OBELISK

Ideal for growing runner beans or other climbing plants.

Pressure Treated Green:
H179.8 x W53.1 x D53.1 cm | **TRELOB**



STEP PLANTER

The dynamic Step Planter adds a unique decorative element to your garden. It is ideal for displaying potted plants and accessories.

Pressure Treated Green:
H179.8 x W53.1 x D53.1 cm | **STEPLA**



COMPOSTER MEDIUM

This generously sized wooden Garden Composter is essential for every garden, providing insulation, allowing the compost to breathe.

Pressure Treated Green:
H71.6 x W93 x D93 cm | **CM930**



COMPOSTER LARGE

This large wooden Garden Composter is essential for every garden, providing insulation, allowing the compost to breathe.

Pressure Treated Green:
H71.6 x W113 x D113 cm | **CM1130**



COMPOSTER COVER (FITS ALL SIZES)

Waterproof compost cover designed to fit all composters from Grange. It is ideal for keeping out the wet and retaining the warmth.

W122 x D122 cm | **COMPCOV**



LANDSCAPE POLE

Machine rounded timber pole great for supporting plants and trees or for creating special features for landscaping projects.

Pressure Treated Green:

- H75 x DIA8 cm | **LP26G**
- H120 x DIA8 cm | **LP4G**
- H160 x DIA8 cm | **LP56G**



TREE POLE

Machine rounded timber ideal to use as a plant or tree support.

Pressure Treated Green:

- H150 x DIA4 cm | **RPOLE540G**
- H180 x DIA4 cm | **RPOLE640G**
- H180 x DIA6 cm | **RPOLE6G**
- H240 x DIA6 cm | **RPOLE8G**



DAHLIA STAKE

Dahlia stakes are square cut pressure treated pieces of timber which are best used to support your plants or trees.

Pressure Treated Green:

- H120 x W2.5 x D2.5 cm | **GS4G**
- H150 x W3.1 x D3.1 cm | **GS531G**
- H180 x W3.1 x D3.1 cm | **GS631G**
- H180 x W2.5 x D2.5 cm | **GS6G**



CORNER PLANTER

Ideal for growing plants and herbs in separate compartments. Its two-tier design creates different visual levels for a more stylish look.

Pressure Treated Green:

- H27.6 x W90 x D90 cm | **CORPLANT**



RUSTIC RAISED BED

This Rustic Raised Bed is a practical way to grow plants, vegetables, herbs and flowers.

Pressure Treated Green:

- H45 x W183.8 x D90 cm | **RUSRBED18**
- H45 x W103.8 x D100 cm | **RUSRBED10**



COLD FRAME SINGLE

Perfect for gardeners of smaller gardens and allotments and is ideal for protecting seedlings, or for covering vegetable and flowerbeds.

Pressure Treated Green:

- H38 x W86.7 x D50 cm | **COLDF**



HERB WHEEL

A multi-compartmental planter ideal for growing your favourite herbs.

Pressure Treated Green:

- H15.5 x W104 x D95 cm | **HERBWH**





HORIZONTAL LOG BOARD

The Horizontal Log Board is ideal for border edges or for creating small boundary fencing.

Pressure Treated Green:

H14 x W100 x D7 cm | **HLOGBRD**



ROUNDED GARDEN SLEEPER

A versatile sleeper which can be used to create a rounded look to borders.

Pressure Treated Green:

H12.5 x W240 x D10 cm | **SLBS24**



SAWN NEW RAILWAY SLEEPER

A large piece of timber in the design of a classic railway sleeper. Use for garden edging and creating steps, raised terraces or beds.

Pressure Treated Green:

H20 x W120 x D12 cm | **SSS12**

H20 x W240 x D12 cm | **SSS24**



RUSTIC LANDSCAPE SLEEPER

Rustic landscape sleepers are the most economical way of building a raised bed, pathway or retaining wall.

Pressure Treated Green:

H10 x W120 x D12.5 cm | **RUSTSL12**



FIXING SPIKE. LOG EDGING

The fixing spike can be used in numerous garden applications from securing log edging to defining building plots.

Pressure Treated Green:

H45 x W3.1 x D3.1 cm | **FIX32G**



GREEN LOG EDGING BOARD

The green log edging board makes it easy to create decorative borders in your back garden; perfect for enhancing special features such as flower beds or paths.

Pressure Treated Green:

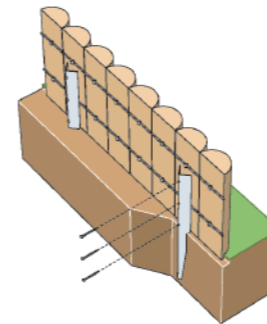
H15 x W100 x D3 cm | **GLEB150P**

H30 x W100 x D3 cm | **GLEB300P**

How to fit Log Edging

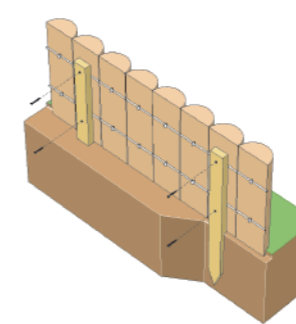
1

Grange supply both timber stakes and metal Metpins to secure Log Edging Roll to the ground. Metpins are fixed to the back of the log edging using galvanised nails driven through the pre-drilled holes in the Metpin.



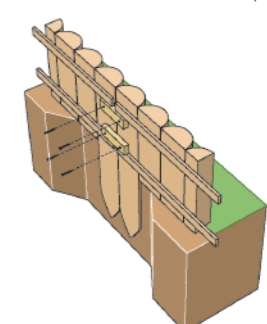
2

Timber stakes are driven into the ground and the edging roll is fixed to them using two screws to go through the stake into the log.



3

Drive Log Boards directly into the ground, alternating between each end when hammering in and use a spare piece of timber to protect the top of the board from the hammer. Screw small lengths of timber to the ends of the boards to act as braces and keep them straight.





OMEGA DRIVEWAY GATES

A superb set of sturdy gates that are guaranteed to add a touch of class to any driveway.

Pressure Treated Green:

H130 x W150 x D3.7 cm | **ODWGATE**



FORTRESS TALL DRIVEWAY GATES

The tall double gates add extra security to your front garden with rear structural bracing for extra strength.

Pressure Treated Green:

H180 x W240 x D7 cm | **FTDG13**

H180 x W270 x D7 cm | **FTDG16**

H180 x W300 x D7 cm | **FTDG19**



FORTRESS DRIVEWAY GATES

The Fortress Gates offer a traditional style driveway gate made strong and secure by thick framing and rear bracing.

Pressure Treated Green:

H90 x W240 x D7 cm | **FDG13**

H90 x W270 x D7 cm | **FDG16**

H90 x W300 x D7 cm | **FDG19**



ELITE ESPRIT GATE

This gate offers a simple, decorative design ideal for use with the matching Elite St Esprit Fence Panel.

Pressure Treated Green:

H180 x W90 x D4.5 cm | **ESMSQGT**



CONTEMPORARY VOGUE GATE

This gate is constructed using a Mortise and Tenon jointed frame and slats on both sides of the gate for security and durability.

Pressure Treated Green:

H180 x W90 x D4.5 cm | **CONVGT**



BOW TOP SIDE ENTRY LAP GATE

The Grange Side Entry Arched Lap Gate is a great addition to the range and is a great addition to a run of Grange Lap Fencing.

Pressure Treated Green:

H180 x W90 x D.cm | **SEL6BOWGRN1**



ELITE ST MELOIR GATE

Offers a simplistic yet decorative design of a domed edged and grooved trellis. Easily hung from either side, the gate features a fully Mortise and Tenon jointed frame which provides the ultimate security against high winds.

Pressure Treated Green:

H180 x W90 x D4.5 cm | **ELTMLGT**

H98.5 x W90 x D4.5 cm | **ELTMLGT3**



ELITE LUNAIRS GATE

A premium gate featuring an arched chevron design that can be hung from either side. Use with the Elite Lunairs Fence Panels to create a co-ordinated run of fencing.

Pressure Treated Green:

H180 x W90 x D4.5 cm | **ELITEPLGT**



ELITE CHEVRON GATE

A premium gate featuring a superb chevron design. It has a fully Mortise and Tenon jointed frame for ultimate durability and strength.

Pressure Treated Green:

H180 x W90 x D4.5 cm | **ECHEVG6**





SIDE ENTRY ARCH GATE

The Side Entry Arch Gate is a heavy duty gate which benefits from a sturdy mortise and tenon jointed frame.

Pressure Treated Golden Brown:
H184 x W90 x D3.8 cm | **SEAR6**



CLOSEBOARD GATE

A classic vertical board gate with a fresh new look. Re-engineered with fine sawn timber for a smooth and premium finish.

Pressure Treated Golden Brown:
H181.5 x W90 x D4 cm | **SEC6**



SIDE ENTRY LAP GATE

The Grange Side Entry Lap Gate is a great addition to a run of Grange Lap fencing. Made from waney edge slats.

Pressure Treated Golden Brown:
H91.7 x W90 x D3.8 cm | **SEL3**
H121.7 x W90 x D3.8 cm | **SEL4**
H151.7 x W90 x D3.8 cm | **SEL5**
H181.7 x W90 x D3.8 cm | **SEL6**



PALE GATE

The Pale Gate is great to use with a variety of styles of fencing.

Pressure Treated Green:
H90 x W90 x D4.5 cm | **PALEG0991**
H180 x W90 x D4.5 cm | **PALEG1891**



TONGUE & GROOVE LEDGED & BRACED GATE

The sturdy tongue and groove structure provides the gate with its strength and durability.

Pressure Treated Green:
H180 x W90 x D5.2 cm | **TGLBG**



ULTIMATE GATE

The Ultimate Gate is a great addition to the Ultimate Panel range allowing you to create a co-ordinated look in the front or back garden.

Pressure Treated Green:
H180 x W90 x D4.4 cm | **USLGTG**



ARCHED FEATHEREDGE GATE

The Arched Featheredge Gate is ideal for use in conjunction with all Grange Featheredge Panels.

Pressure Treated Green:
H180 x W90 x D6.2 cm | **AFG6**



WESTON FEATHEREDGE GATE

The Weston Featheredge Gate can be used along the Weston Featheredge Fence Panel.

Dipped Dark Brown:
H180 x W90 x D3.8 cm | **WCLBG6**

DID YOU KNOW?

All Grange products are manufactured using FSC certified timber from responsible forests. Visit www.grangefencing.co.uk for more information or see page 59 to find out more about Grange timber



GAWSWORTH GATE

Featuring decorative gaps and domed top rail the Gawsworth Gate can be used alongside the Gawsworth Fence Panel.

Pressure Treated Green:
H90 x W90 x D4.5 cm | **GAWSGT**



ELITE PALISADE GATE

Featuring a profiled finish on the grooved upright panels, the Elite Palisade Gate can be used alongside the Elite Palisade Fence Panel.

Pressure Treated Green:
H90 x W87 x D4 cm | **EPG3**



ELITE PROFILED PICKET GATE

This gate features a premium profiled detail creating an interesting spin on the classic picket fence.

Pressure Treated Green:
H100 x W100 x D4.2 cm | **ELITEPROGT**



DOME LEDGED & BRACED PATH GATE

A domed top gate with a simple yet rustic feel, ideal to use along a pathway or entrance.

Pressure Treated Green:

H105 x W90 x D3.6 cm | **DOMLBGT**



SOLID INFILL PATH GATE

A gate with simple, clean lines crafted from planed timber with the option to hang from either side.

Pressure Treated Golden Brown:

H90 x W90 x D4.5 cm | **SOLPALGT**



ROUND TOP PALISADE GATE

Our traditional Round Top Palisade Gate can be used alongside the Round Top Palisade Fence Panel.

Pressure Treated Green:

H90 x W90 x D4 cm | **RTPGT**



PALISADE TULIP GATE

This gate has been designed to blend seamlessly with the Tulip Palisade Fence Panel.

Pressure Treated Golden Brown:

H90 x W87.5 x D4.8 cm | **PALGT3**



IRONBRIDGE RANGE

Classically styled with a scroll top design, our Ironbridge range adds a traditional feel to the garden.



IRONBRIDGE FENCE

H93 x W181 x D2.5 cm | **IRONFEN**



IRONBRIDGE SMALL GATE NARROW

H85 x W77 x D2 cm | **IRONGTSN**



IRONBRIDGE RAIL

H48 x W181 x D2.5 cm | **IRONRAIL**



IRONBRIDGE SMALL GATE WIDE

H85 x W81 x D2 cm | **IRONGTSW**



IRONBRIDGE TALL GATE NARROW

H180 x W77 x D2 cm | **IRONGTTN**

H180 x W81 x D2 cm | **IRONGTTW**



WENLOCK RANGE

Ideal for modern gardens, the Wenlock range features a minimalistic ball top design.



WENLOCK BALL TOP FENCE

H90 x W181 x D2.5 cm | **WENFEN**



WENLOCK BALL TOP RAIL

H45 x W181 x D2.5 cm | **WENRAIL**



WENLOCK DOUBLE 2100-2180

H93.5 x W97.5 x D2.5 cm | **WD10**
 H93.5 x W112 x D2.5 cm | **WD13**
 H93.5 x W127.5 x D2.5 cm | **WD16**
 H93.5 x W142.5 x D2.5 cm | **WD19**



WENLOCK SMALL GATE NARROW

H90 x W77 x D2.5 cm | **WENGTSN**
 H90 x W81 x D2.5 cm | **WENGTSW**



WENLOCK TALL GATE NARROW

H180 x W77 x D2.5 cm | **WENGTTN**
 H180 x W81 x D2.5 cm | **WENGTTW**

MONTFORD RANGE

For a somewhat regal look, opt for the Montford range. Featuring an arrow head design, the Montford collection comprises fencing, rails and a choice of gates.



MONTFORD SPEAR TOP FENCE

H93.5 x W181 x D2.5 cm | **MONTFEN**



MONTFORD SPEAR TOP RAIL

H48.5 x W181 x D2.5 cm | **MONTRAIL**



MONTFORD DOUBLE 2100-2180

H90 x W112.5 x D2.5 cm | **MD13**



MONTFORD SMALL GATE NARROW

H93.5 x W77 x D2.5 cm | **MONTGTSN**
 H93.5 x W81 x D2.5 cm | **MONTGTSW**



MONTFORD TALL GATE NARROW

H183.5 x W77 x D2.5 cm | **MONTGTTN**
 H183.5 x W81 x D2.5 cm | **MONTGTTW**





TULIP PALISADE PANEL POST

The Tulip Palisade Post has been specifically designed to suit the Tulip Palisade Fence with pre-cut grooves perfect for slotting panels.

Pressure Treated Green:
H150 x W7.5 x D4.5 cm | **PALEPTUL5**



ELITE PALISADE POST

These Elite Posts feature a profiled finish and grooved surface for a natural decorative look.

Pressure Treated Green:
H150 x W7 x D7 cm | **EPP**



ROUND TOP PALISADE POST

The Round Top Palisade Post is ideally used with the Round Top Palisade Panel to give the look of a seamless fence run.

Pressure Treated Green:
H150 x W7 x D7 cm | **RTPPPOST**



ELITE GROOVED FENCE PANEL POST

This post has a rounded top and features and decorative grooving on the front and back to complement the Elite range of trellis and fencing.

Pressure Treated Green:
H180 x W7 x D7 cm | **EPO6**
H240 x W7 x D7 cm | **EPO8**



ELITE FENCE PANEL POST

A chunky 95 mm square post that is planed for a contemporary look and feel.

Pressure Treated Green:
H180 x W9.5 x D9.5 cm | **EPO64**
H240 x W9.5 x D9.5 cm | **EPO84**
H270 x W9.5 x D9.5 cm | **EPO94**



ELITE GROOVED FENCE PANEL H POST

The 'H' shaped post allows for fence panels to easily slot in place without the need for metal U-clips.

Pressure Treated Green:
H180 x W9 x D9 cm | **POH64**
H240 x W9 x D9 cm | **POH84**



NOTCHED POST

Use the notched post in conjunction with Grange Featheredge Boards.

Pressure Treated Green:
H238 x W12.5 x D7.5 cm | **NTP8G**



CHAMFERED POST GREY

Use the chamfered post grey in conjunction with the new grey fence panel range.

Dove Grey:
H240 x W90 x D90 cm | **POCHAMGRY81**



ELITE TIMBER GRAVEL BOARD

A timber gravel board designed for use with the Elite and decorative range of fencing.

Pressure Treated Green:
H14.6 x W180 x D4 cm | **HDETGB18**



TIMBER GRAVEL BOARD

Ideal to use with traditional styles of fencing.

Pressure Treated Golden Brown:
H15 x W183x D2.2 cm | **TGB6**
Pressure Treated Green:
H15 x W300 x D2.2 cm | **TGB10G**
H15 x W183 x D2.2 cm | **TGB6G**



ARRIS RAIL

Arris Rails should be fitted to (and span between) the notched posts to allow the featheredge boards to be installed.

Pressure Treated Green:
H300 x W7.5 x D7.5 cm | **AR10G**



ELITE PANEL SIDE STRIP

Use the side strip to extend the width of your fence panels to 183 cm for a perfect fit with current posts and gravel boards.

Pressure Treated Green:
H180 x W4 x D1.5 cm | **EPSS**



FEATHEREDGE CAPPING RAIL

Provides a neat top to the featheredge panel system.

Pressure Treated Green:
H183 x W5 x D2.5 cm | **CAPNGFE**



6" TRELLIS CAPPING RAIL

Pressure Treated Golden Brown:
H4.2 x W183 x D2.5 cm | **CAPPINGS**



HEAVY DUTY POST CAP

1. As well as adding a decorative feel this also adds extra protection to your post.

Pressure Treated Golden Brown:
H2.2 x W12 x D12 cm | **PCHD55**
Pressure Treated Green:
H2.2 x W12 x D12 cm | **PCHD55G**

FLAT POST CAP

2. This post cap adds a decorative feel to a number of fence panels.

Pressure Treated Golden Brown:
H2.2 x W10 x D10 cm | **PC22**
Pressure Treated Green:
H2.2 x W10 x D10 cm | **PC22G**



BALL FINIAL POST CAP

This post cap adds a decorative feel to a number of fence panels.

Dipped Brown:
1. H13.5 x W10 x D10 cm | **BALLPC**

ELITE BALL FINIAL POST CAP

Pressure Treated Green:
2. H10 x W10 x D10 cm | **EBALLPCG**





Brown

TIMBER FENCE PANEL POST 100MM SQ

The 100 mm square timber post is sturdy and ideal for when a more robust panel is needed.

Dipped Dark Brown:

H180 x W10 x D10 cm | **PO64**

H210 x W10 x D10 cm | **PO74**

H240 x W10 x D10 cm | **PO84**

H270 x W10 x D10 cm | **PO94**

H300 x W10 x D10 cm | **PO104**

Pressure Treated Green:

H240 x W10 x D10 cm | **PO84G**



Green

TIMBER FENCE PANEL POST 75MM SQ

The standard Grange 75 mm square post is pressure treated brown for greater protection against wood rot and decay. This post is ideal for use with fence panels and gates.

Dipped Dark Brown:

H300 x W7.5 x D7.5 cm | **PO10**

H150 x W7.5 x D7.5 cm | **PO5**

H180 x W7.5 x D7.5 cm | **PO6**

H210 x W7.5 x D7.5 cm | **PO7**

H240 x W7.5 x D7.5 cm | **PO8**

H270 x W7.5 x D7.5 cm | **PO9**

TIMBER FENCE PANEL POST 50MM SQ

This 50 mm square post is the smallest post available in the range. Ideal for use with smaller items such as trellis.

Dipped Dark Brown:

H180 x W5 x D4.7 cm | **PO62**

H240 x W5 x D4.7 cm | **PO82**

TIMBER FENCE PANEL POST 75MM SQ

This post is ideal for use with fence panels and gates.

Pressure Treated Green:

H270 x W7.5 x D7.5 cm | **PO9G**

H150 x W7.5 x D7.5 cm | **PO5G**

H180 x W7.5 x D7.5 cm | **PO6G**

H210 x W7.5 x D7.5 cm | **PO7G**

H240 x W7.5 x D7.5 cm | **PO8G**



12" CURVED RAIL HINGED KIT (RIGHT HAND)

Galvanised cranked hinge right.
RHINGE



24" & 30" REVERSIBLE HINGES

Reversible Hinge 24": **H24**

Reversible Hinge 30": **H30**



HOOK & BANDHINGES & RING HANDLE

CHBGKIT



12" GALVANISED CRANKED HINGE LEFT

LHINGE



TIMBER GATE IRONMONGERY SET

Single Gate Ironmongery Set
SEIRON



HINGE & AUTO LATCH FITTINGS KIT

THKIT



6" GATE RING LATCH

GRLG




18" DROP BOLT

DB18



POST SUPPORTS AND ACCESSORIES

Use these pages to find out which type of fencing accessory is best suited for your garden project.



A. SPIKE

For use in soil to help support and erect fence panels and structures. Available in a range of styles; Wedge Grip, System 2 and Plain Box as well as a range of sizes to suit your project.

B. POST EXTENDER

Raises the height of an existing fence panel post to allow for the fitting of trellis.

C. CONCRETE-IN

For use in areas where a spike is impractical or simply an alternative. Use with POSTFIX concrete to help support and erect fence panel posts. Available in Wedge Grip and System 2.

D. METCLIPS

An easy way to secure trellis and fence panels to timber posts.

E/F. BOLT DOWN

The wall anchor is ideal for installing posts onto an existing wall while the bolt down support is great for fixing posts (including Pergolas and Arches) on an existing concrete base. The Flush Fit version allows posts to be placed alongside a wall.





WEDGE GRIP: SYSTEM 2

System 2's secure twin bolt mechanism is ideal for large projects such as pergolas and decking.

- 1. 75 mm post: 600 mm spike | **1006**
- 2. 75 mm post: 750 mm spike | **1007**
- 3. 100 mm post: 750 mm spike | **10032**



POST SUPPORT: THE WEDGE GRIP

Ideal for fencing projects, the Wedge holds each post in a vice without the need for nails or screws.

- 1. 75 mm post: 600mm spike | **1106**
- 2. 75 mm post: 750mm spike | **1107**
- 3. 100 mm post: 750mm spike | **11032**



POST SUPPORT: PLAIN BOX

Suitable for easy post removal and replacement.


- 1. 50 mm post: 450 mm spike | **1104**
- 2. 50 mm post: 450 mm Spike with ext box | **1105**



REPAIR SPUR

Repair a broken or rotten post which has previously been concreted into the ground.


- 1. Wedge Grip for 75 mm: 78 mm posts | **1153**
- 2. Wedge Grip for 99 mm: 103 mm posts | **1154**



WALL ANCHOR

A simple way to add height to a wall.

Systems 2 for 73–78 mm posts | **5110**



FLUSH FITTING BOLT DOWNS

Enables you to site a post against a wall.

- 1. System 2 for 73–78 mm posts | **3110**
- 2. System 2 for 99–103 mm posts | **4110**
- 3. Wedge Grip for 73–78 mm posts | **3111**
- 4. Wedge Grip for 99–103 mm posts | **4111**



STANDARD COMPOSITE ECO SPIKE

Ideal for fencing projects, this environmentally friendly post spike is made from a recycled plastic composite reinforced with the glass fibre to raise material impact resistance.

- 1. 76mm posts: 750mm spike | **ECOS076**



EXCELLENT COMPOSITE ECO SPIKE

Ideal for fencing projects, this environmentally friendly post spike is made from a recycled plastic composite reinforced with the glass fibre to raise material impact resistance.

- 1. 101mm posts: 750mm spike | **ECOS101**



COMPOSITE ECO BOLT DOWN ANCHOR

These environmentally friendly Bolt Downs are made from a recycled plastic composite reinforced with the glass fibre to raise material impact resistance. Ideal for fastening to any solid surface like concrete or deck floor.


- 1. 76–76 mm posts | **ECOB076**
- 2. 101–101 mm posts | **ECOB101**



CONCRETE-INS

Plan the position of your posts when laying concrete and bed in the Concrete-In Anchor before it sets.

- 1. Wedge Grip for 73–78 mm posts | **1123**
- 2. Wedge Grip for 99–103 mm posts | **1124**
- 3. System 2 for 73–78 mm posts | **2123**
- 4. System 2 for 99–103 mm posts | **2124**




BOLT DOWNS

Plan the position of your Bolt Downs. Secure your surface using Anchor Bolts.

- 1. System-2 for 73–78 mm posts | **1040**
- 2. System-2 for 99–103 mm posts | **1041**
- 3. Wedge Grip for 73–78 mm posts | **1140**
- 4. Wedge Grip for 99–103 mm posts | **1141**
- 5. Plain Box for 50 mm posts | **1142**
- 6. H Post Wedge Grip for 93 mm posts (Galvanised) | **4210**
- 7. Bolt Down Anchor for 95 mm posts (Galvanised) | **BDAP95G**





DRIVE TOOLS

Facilitates driving post supports into the ground.


- 1. For 75 mm Box 58 x 180 mm | **332**
- 2. For 100 mm Box 78 x 190 mm | **442**



POST EXTENDER

Raises the height of an existing post.

- 75 x 180 mm | **162**
- 100 x 180 mm | **1644**




EXTRA BOLTS

Anchor bolts: M8 x 65 mm long in packs of 4 | **ANCBOLT**




METPOST METAL POSTS

- 1. Universal Metal Post 900 mm: H5 x W5 x D137.5 cm | **UNIPOST**
- 2. Tall Post to suit Tall Gates: H5 x W5 x D240 cm | **UNIPOSTT**
- 3. Bolt Down post to suit rails: H5 x W5 x D95.2 cm | **BDPR**
- 4. Bolt Down to suit rails: H5 x W5 x D50.4 cm | **BDPF**



GRAVEL BOARD CLIPS & ARRIS RAIL BRACKETS

- 1. Gravel Board Clip 25 mm | **1112**
- 2. Gravel Board Clip 50 mm | **1113**
- 3. Arris Rail Bracket 220 mm | **11131**



METPOST FIXING CLIPS

- 1. U-shaped clip 41 mm | **1108**
- 2. U-shaped clip 46 mm | **1109**
- 3. U-shaped clip 52 mm | **1110**
- 4. L-shaped clip 50 mm x 25 mm x 25 mm | **1111**
- 5. U-shaped trellis clip 32 mm | **1114**



LANDSCAPE CONNECTORS (SUITABLE FOR SLEEPERS)

- 1. Angled Landscape Connector: 460 mm x 30 mm x 3 mm | **ANGLECON**
- 2. Straight Landscape Connector: 460 mm x 30 mm x 3 mm | **SCONNECT**



METPINS

Log Roll Pin (Galvanised) 25 x 450 mm | **702**



GALVANISED POST SUPPORTS

Provides a corrosion and rust resistant barrier, ensuring a long lasting post support.

- 1. Wedge H post box for 93 mm posts: 750 mm spike | **4200**
- 2. Pergola Anchor 95 mm posts: 750 mm spike | **PA9545G**



CONCRETE FP-ECOFIX

A Carlton 20kg bag of fast setting concrete made from sustainable materials and safe to use with concrete, wooden and metal posts | **POSTFIX**





What does pressure treatment mean?

At Grange we put a lot of care and attention into the manufacturing of our products.

We are committed to using a pressure treatment method across our range of timber products to provide a superior approach to wood preservation and eliminate the need for costly and time-consuming maintenance.

Pressure Treatment is a process that forces a unique mixture of preservatives into the wood. All of our products are manufactured at one of our parent company's modern fully facilitated sites in Poland.

- 1 - Our FSC certified sourced wood is placed inside a closed vacuum pressure treatment tank.**
- 2 - Any air from the wood cells is sucked out under vacuum.**
- 3 - Still under vacuum the pressure treatment tank is filled with a preservative solution.**
- 4 - Pressure is increased in the pressure treatment tank forcing the preservative solution to impregnate inside the air-free wood cells.**
- 5 - The pressure treatment tank is emptied of the preservative solution and the pressure is decreased revealing the pressure treated product.**

Our preservatives penetrate deep into the wood, and our pressure treatment system ensures long lasting protection against wood rot and decay.



ADDITIONAL INFORMATION

WEBSITE







To find out more about Grange products, locate your nearest stockist or purchase products online, visit www.grangefencing.co.uk.

SOCIAL MEDIA



For more inspiring tips and ideas, don't forget to find us on social media at the below handles and join in the conversation.

-  Facebook: @Grange Gardens
-  Twitter: @Grange_Gardens
-  Youtube: @Grange Fencing
-  Pinterest: @ Grange Gardens
-  Instagram: grange_gardens

TIMBER

FSC®

The FSC® logo identifies products which contain wood from well managed forests certified in accordance with the rules of the Forest Stewardship Council® FSC®.

All our products are FSC® certified unless otherwise stated.



Look for FSC® certified products

Understanding characteristics of timber

It must be remembered that timber is a natural product and will be subject to movement and weathering as it seasons. It is not uncommon for small splits to occur (called shakes) in timber when drying, and for warping when timber is allowed to dry too rapidly. These will normally go back when humidity rises. This is nature at work and should not be considered as a fault. **Acceptable limits are defined in the relevant British Standards.** For further information on characteristics on timber, visit our website www.grangefen.co.uk.

Pressure treatment disclaimer

We are committed to using a pressure treatment method across our full range of timber products to provide a superior approach to wood preservation and eliminate the need for costly and time-consuming maintenance. Should the pressure treated wood be cut, drilled or notched, we recommend that a cut end treatment be applied to ensure the effectiveness of the treatment. Paints, wood stains and water repellent can be applied however we recommend you closely follow the manufacturer's instructions.

TERMS AND CONDITIONS

Disclaimer

Grange cannot be held liable for any damages or injuries of any kind relating from the incorrect use, assembly or siting of the products described in this brochure. All dimensions are approximate as the characteristics of timber can alter sizing. We advise for you to wait until you have received and erected your product before preparing the instillation of your footprint area as dimensions may have variations due to improved product specification and development which is subject to change without notice.

Copyright

© Copyright 2019 Grange Fencing LTD. All rights reserved. In line with the company's policy of continuous improvement, the right is reserved to change and improve product design without prior notice. All dimensions quoted are approximate and subject to change.

All products and related emblems features are trademarks of Grange Fencing LTD.





Grange

DEFINING GARDENS

Inspiration for your garden

Grange Fencing Limited,
Capital House,
Hadley Park East,
Telford,
TF1 6QJ

t: 01952 588 088

w: www.grangefencing.co.uk

e: t.sales@grangefencing.co.uk