



Grange

DEFINING GARDENS

PRODUCT GUIDE 2022



SUPERIOR F'EDGE

THE FUTURE OF FEATHEREDGE HAS ARRIVED



At Grange we value our planet and firmly believe that everyone is responsible for helping look after it. This is why we source all of the timber used in our products from FSC® certified forests.

For more information on FSC® and what they do visit www.fsc-uk.org

FSC®

The FSC® logo identifies products which contain wood from well managed forests certified in accordance with the rules of the Forest Stewardship Council® FSC®.



CONTENTS

- 4-8 TRADITIONAL FENCE PANELS
- 9 GARDEN GATES
- 10 PALISADE GATES & FENCING
- 11-13 ELITE RANGE
- 14-15 CONTEMPORARY RANGE
- 16-17 ARCHES & ARBOURS
- 18-19 PERGOLAS
- 20-23 TRELLIS
- 24-25 LANDSCAPING & COMPOSTERS
- 26-27 POSTS
- 28 ACCESSORIES
- 29-32 METPOST
- 33 ADDITIONAL INFORMATION
- 34-36 STOCKIST INFORMATION

WHERE TO FIND US.....

WEBSITE



To find out more about Grange products or locate your nearest stockist visit www.grangefencing.co.uk.

SOCIAL MEDIA



For more inspiring tips and ideas, don't forget to find us on social media at the below handles and join in the conversation.

Facebook: @Grange Gardens
 Twitter: @Grange_Gardens
 Youtube: @Grange Fencing
 Instagram: grange_gardens



Please be advised - products are self-assembly where this logo is shown.

SUPERIOR FAMILY

SUPERIOR F'EDGE

NEW



SUPERIOR FEATHEREDGE PANEL

The Superior Featheredge is a game changer for the traditional fencing market. The flawed sandwich style build is replaced by a stronger and more aesthetically pleasing mortise and tenon jointed frame, with the slats recessed into the frame itself. This really is the future of featheredge and the perfect addition to the Superior Family.

Pressure Treated Golden Brown:

H90 x W183 x D4.8 cm | **GSFE3**
 H120 x W183 x D4.8 cm | **GSFE4**
 H150 x W183 x D4.8 cm | **GSFE5**
 H165 x W183 x D4.8 cm | **GSFE56**
 H180 x W183 x D4.8 cm | **GSFE6**

Pressure Treated Green:

H90 x W183 x D4.8 cm | **GSFE3G**
 H120 x W183 x D4.8 cm | **GSFE4G**
 H150 x W183 x D4.8 cm | **GSFE5G**
 H165 x W183 x D4.8 cm | **GSFE56G**
 H180 x W183 x D4.8 cm | **GSFE6G**

Pressure Treated Dark Brown:

H90 x W183 x D4.8 cm | **GSFE3DB**
 H120 x W183 x D4.8 cm | **GSFE4DB**
 H150 x W183 x D4.8 cm | **GSFE5DB**
 H165 x W183 x D4.8 cm | **GSFE56DB**
 H180 x W183 x D4.8 cm | **GSFE6DB**

Pack Size: 15

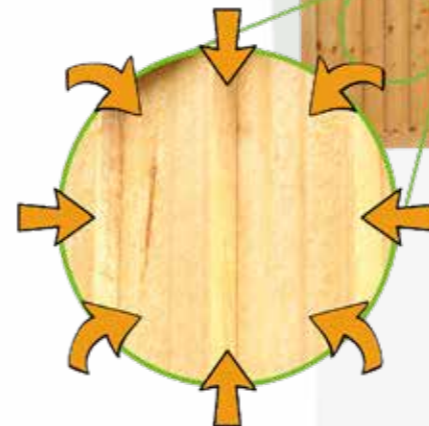
For this product we recommend:
 POST RANGE | **PO* / PO*G**

* Standard Featheredge panels on page 8

Mortise & Tenon Joints
 Increased rigidity & strength



Integrated Capping Rail
 Eliminates 'popping off' issue associated with normal Feather Edge panels



Pressure Treated
 20 year guarantee against rot & fungal decay

Slats Recessed Into Frame
 Altered centre of gravity creates a solid panel with increased storm resistance



SUPERIOR FEATHEREDGE GATE

Adopting the build characteristics of the Superior Featheredge panel, this new and improved gate is both strong and attractive.

Pressure Treated Golden Brown:

H180 x W90 x D5 cm | **GSFEGT**

Pressure Treated Green:

H180 x W90 x D5 cm | **GSFEGTG**

Pressure Treated Dark Brown:

H180 x W90 x D5 cm | **GSFEGTDB**

Supplied as singles



Back of Panel

SUPERIORLAP



SUPERIOR LAP PANEL

Constructed using double waney edge slats that are secured into a neat fully mortise and tenon-jointed rebated frame, making it stronger than any traditional panel before.

Pressure Treated Golden Brown:

- H60 x W183 x D4 cm | **GSL2**
- H90 x W183 x D4 cm | **GSL3**
- H120 x W183 x D4 cm | **GSL4**
- H150 x W183 x D4 cm | **GSL5**
- H180 x W183 x D4 cm | **GSL6**

Pack Size: 19

For this product we recommend:
POST RANGE | **PO*** / **PO*G**

Pressure Treated Green:


- H90 x W183 x D4 cm | **GSLG3**
- H120 x W183 x D4 cm | **GSLG4**
- H150 x W183 x D4 cm | **GSLG5**
- H165 x W183 x D4 cm | **GSLG56**
- H180 x W183 x D4 cm | **GSLG6**

Pack Size: 19

Pressure Treated Dark Brown:

- H90 x W183 x D4 cm | **GSLDB3**
- H120 x W183 x D4 cm | **GSLDB4**
- H150 x W183 x D4 cm | **GSLDB5**
- H165 x W183 x D4 cm | **GSLDB56**
- H180 x W183 x D4 cm | **GSLDB6**

Pack Size: 18



2 BATTENS ON BACK

SUPERIOR LAP GATE

A new and improved Lap gate which perfectly compliments the design and strengths of the Superior Lap panels.

Pressure Treated Golden Brown:

H180 x W90 x D3.8 cm | **GSLGT**

Pressure Treated Green:

H180 x W90 x D3.8 cm | **GSLGTG**

Pressure Treated Dark Brown:

H180 x W90 x D3.8 cm | **GSLGTDB**

Pack Size: 3

BACK OF GATE



SUPERIOR BOW TOP LAP PANEL

An added twist to a simple design, constructed using double waney edge slats that are secured into a neat arched shaped rebated frame.

Pressure Treated Golden Brown:

H180 x W183 x D4 cm | **GSLBT6**

Supplied as singles

For this product we recommend:
POST RANGE | **PO***



SUPERIOR LATTICE TOP LAP PANEL

The latest member of the Superior lap family, this stunning panel is the perfect combination of strength and beauty. The fully mortise and tenon jointed frame secures double waney edge slats, which are complimented with an eye-catching lattice top.



Pressure Treated Golden Brown:

H180 x W183 x D4 cm | **GSLLT6**

Supplied as singles

For this product we recommend:
POST RANGE | **PO***

SUPERIOR C'BOARD



SUPERIOR CLOSEBOARD PANEL

Revolutionising the closeboard panel market. The Superior Closeboard panel is constructed in a fully mortise and tenon jointed frame, which features an integrated capping rail and fine sawn timber boards for a premium look.

Pressure Treated Golden Brown:
 H90 x W183 x D3 cm | **GSCB3**
 H120 x W183 x D3 cm | **GSCB4**
 H150 x W183 x D3 cm | **GSCB5**
 H180 x W183 x D3 cm | **GSCB6**
 Pack Size: 26
 For this product we recommend:
 POST RANGE | **PO***



STANDARD FEATHEREDGE PANEL

A stunning panel which is fully framed and features 22 x 100mm wide, featheredge boards and a capping rail.

Golden Brown:
 H92 x W183 x D5 cm | **SFEP3**
 H122 x W183 x D5 cm | **SFEP4**
 H152 x W183 x D5 cm | **SFEP5**
 H182 x W183 x D5 cm | **SFEP6**

Pressure Treated Green:
 H92 x W183 x D5 cm | **SFEP3G**
 H122 x W183 x D5 cm | **SFEP4G**
 H152 x W183 x D5 cm | **SFEP5G**
 H182 x W183 x D5 cm | **SFEP6G**
 Pack Size: 14



For this product we recommend:
 POST RANGE | **PO* / PO*G**

GARDEN GATES



ARCHED FEATHEREDGE GATE

The Arched Featheredge Gate is ideal for use in conjunction with all Grange Featheredge Panels.
Pressure Treated Green:
 H180 x W90 x D6.2 cm | **AFG6**
 Pack Size: 3



For this product we recommend:
 POST RANGE | **PO8G**
 HINGE SET | **CHBGKIT**



TONGUE & GROOVE LEDGED & BRACED GATE

The sturdy tongue and groove structure provides the gate with its strength and durability.
Pressure Treated Green:
 H180 x W90 x D5.2 cm | **TGLBG**
 Pack Size: 3




For this product we recommend:
 POST RANGE | **PO8G**
 HINGE SET | **CHBGKIT**



SIDE ENTRY ARCH GATE

The Side Entry Arch Gate is a heavy duty gate which benefits from a sturdy mortise and tenon jointed frame.
Pressure Treated Golden Brown:
 H184 x W90 x D3.8 cm | **SEAR6**
 Pack Size: 3



For this product we recommend:
 POST RANGE | **PO8**
 HINGE SET | **CHBGKIT**



CLOSEBOARD GATE

A classic vertical board gate with a fresh new look. Re-engineered with fine sawn timber for a smooth and premium finish.
Pressure Treated Golden Brown:
 H181.5 x W90 x D3.8 cm | **SEC6**
 Pack Size: 3



For this product we recommend:
 POST RANGE | **PO8**
 HINGE SET | **CHBGKIT**

How to hang a Timber Gate

Measuring for a timber gate

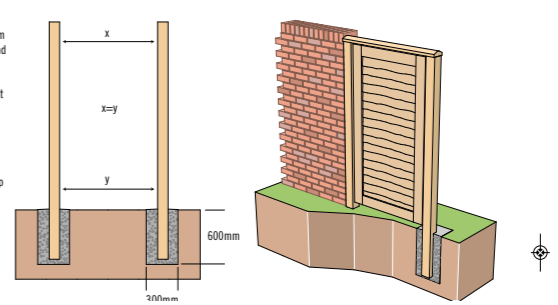
When measuring for a gate remember to add the two post sizes to the gate size and a further 20mm overall spacing to allow the gate to freely open and close.

Free standing posts for 6' gates should be at least 100 x 100mm (4" x 4"). Supported posts, either with a top cross member or at the sides, may be smaller. If using a top cross member, it should be at least 2m (6' 6") off ground level.

The hole size for each post should be 600mm deep and 300mm wide. Concrete in the posts with MetCrete or a similar post fix concrete.

Posts may also be fixed to an existing wall.

Ensure the posts are vertically parallel before attempting to fit the gate.



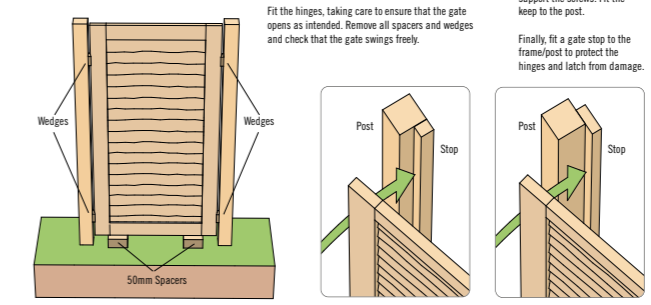
Fitting the gate

Position the gate between the posts and place some 50mm spacers under it. Allow for any unevenness in the ground when the gate is opened.

Now place wedges either side of the gate to even out the gaps either side and to hold the gate in place while fitting the hinges (3).

Fit the hinges, taking care to ensure that the gate opens as intended. Remove all spacers and wedges and check that the gate swings freely.

Finally, fit a gate stop to the frame/post to protect the hinges and latch from damage.



PALISADE GATES & FENCING



ROUND TOP PALISADE GATE

Our traditional Round Top Palisade Gate can be used alongside the Round Top Palisade Fence Panel.

Pressure Treated Green:

H90 x W90 x D4 cm | **RTPGT**

Pack Size: 5

For this product we recommend:

POST RANGE | **RTPPOST**

HINGE SET | **THKIT**



PALE GATE

The Pale Gate is great to use with a variety of styles of fencing.

Pressure Treated Green:

H90 x W90 x D4.5 cm | **PALEG0991**

Pack Size: 3

For this product we recommend:

POST RANGE | **PO6G**

HINGE SET | **THKIT**



PALISADE TULIP GATE

This gate has been designed to blend seamlessly with the Tulip Palisade Fence Panel.

Pressure Treated Golden Brown:

H90 x W87.5 x D4.8 cm | **PALGT3**

Pack Size: 3

For this product we recommend:

POST RANGE | **PALEPTUL5**

HINGE SET | **THKIT**



ROUND TOP PALISADE PANEL

Ideal for constructing a new fence run or repairing an existing one, making your garden a private space to relax in.

Pressure Treated Green:

H90 x W180 x D4.4 cm | **RTP09**

H120 x W180 x D4.4 cm | **RTP12**

Pack size: 18

- pales per panel: 13

- pales dimension: 1.4cm x 6.5cm

- gap between slats: 6.6cm



SOLID INFILL PATH GATE

A gate with simple, clean lines crafted from planed timber with the option to hang from either side.

Pressure Treated Green:

H90 x W90 x D4.5 cm | **SOLPALGT**

Pack Size: 3

For this product we recommend:

POST RANGE | **PO6G**

HINGE SET | **THKIT**



PALISADE PANEL TULIP

Manufactured from finely sawn timber, the Tulip offers a stylish but modest design of fencing for your garden or parameter.

Golden Brown:

H90 x W183 x D3.5 cm | **PALTUL3**

Pack size: 20

- pale width: 7.5cm

- pales thickness: 1.6cm

- gap between slats: 9.2cm



DOME LEDGED & BRACED PATH GATE

A domed top gate with a simple yet rustic feel, ideal to use along a pathway or entrance.

Pressure Treated Green:

H105 x W90 x D3.6 cm | **DOMLBGT**

Pack Size: 3

For this product we recommend:

POST RANGE | **PO6G**

HINGE SET | **THKIT**

YOU MIGHT ALSO NEED....

Hinge sets
See page 28

ELITE RANGE



ELITE MECLAIR PANEL

Offers a quirky decorative design to suit many styles of garden settings.

Pressure Treated Green:

H90 x W180 x D4 cm | **ELTMLPAN09**

H105 x W180 x D4 cm | **ELTMLPAN11**

H150 x W180 x D4 cm | **ELTMLPAN15**

H180 x W180 x D4 cm | **ELTMLPAN18**

Supplied as singles

For this product we recommend:

POST RANGE | **EPO* / POH***



ELITE ESPRIT PANEL

Offers a simple design with high levels of privacy, slats are planed, rounded and grooved and are secured into a rebated frame.

Pressure Treated Green:

H90 x W180 x D4 cm | **ESMSQ09**

H120 x W180 x D4 cm | **ESMSQ12**

H150 x W180 x D4 cm | **ESMSQ15**

H180 x W180 x D4 cm | **ESMSQ18**

Supplied as singles

For this product we recommend:

POST RANGE | **EPO* / POH***



ELITE MALO PANEL

Created from sturdy horizontal slats and lattice top that features a quality planed, rounded and grooved timber finish.

Pressure Treated Green:

H120 x W180 x D4 cm | **ELITEPM12**

H150 x W180 x D4 cm | **ELITEPM15**

H180 x W180 x D4 cm | **ELITEPM18**

Supplied as singles

For this product we recommend:

POST RANGE | **EPO* / POH***



ELITE LILLE PANEL

This panel features straight cut slats that are smooth for a clean feel. The horizontal style trellis top adds an on-trend twist to this simple panel.

Pressure Treated Green:

H180 x W180 x D4 cm | **ELTLP18**

Supplied as singles

For this product we recommend:

POST RANGE | **EPO* / POH***

YOU MIGHT ALSO NEED....

Elite Panel Side Strip - use two strips per panel to bulk up the width of the Elite panel to fit into already pre-set concrete posts.



ELITE ESPRIT GATE

This gate offers a simple, decorative design ideal for use with the matching Elite St Esprit Fence Panel.

Pressure Treated Green:
H180 x W90 x D4.5 cm | **ESMSQGT**
Supplied as singles
For this product we recommend:
POST RANGE | **EPO8 / EPO84**
HINGE SET | **CHBGKIT**



ELITE ST MELOIR GATE

Offers a simplistic yet decorative design of a domed edged and grooved trellis. Easily hung from either side, the gate features a fully mortise and tenon jointed frame.

Pressure Treated Green:
H180. x W90 x D4.5 cm | **ELTMLGT**
H98.5 x W90 x D4.5 cm | **ELTMLGT3**
Pack Size: 3
For these products we recommend:
POST RANGE | **EPO***



ELITE PORTICO ARCH

Unique design with a curved roof and lattice style trellis side panels - a stylish solution for any garden space. The space for hanging baskets will enhance a path, or it can be used as a standalone feature.

Posts: 6cm sq.
Will fit paths: up to 180cm wide
Holes in trellis: 12cm
Weight: 55kg

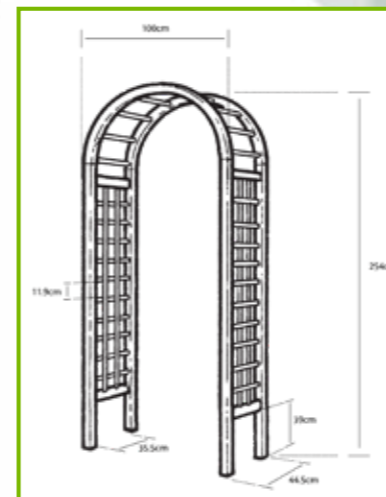
Pressure Treated Green:
H244 x W210 x D112.5 cm | **ELITEPORTE**



ELITE GARDEN ARCH

A subtle arch creates an attractive garden structure. Square trellis sides are complemented by a curved top.
Posts: 4.5cm sq.
Will fit paths: Up to 90cm wide
Weight: 20kg

Pressure Treated Green:
H254 x W100 x D44.5 cm | **ELITEARCH**



ELITE RECTANGULAR PLANTER

Robust planter ideal for planting displays, or growing vegetables. The smooth timber is planed and heavy duty.

Pressure Treated Green:
H30.2 x W120 x D40 cm | **ERP**



ELITE SQUARE MEDIUM PLANTER

Ideal for creating a modern planting display.

Pressure Treated Green:
H30.2 x W40 x D40 cm | **ESMP**



ELITE SQUARE LARGE PLANTER

Heavy duty large square planter which is ideal for planting displays in your garden.

Pressure Treated Green:
H36 x W50 x D50 cm | **ESLP**

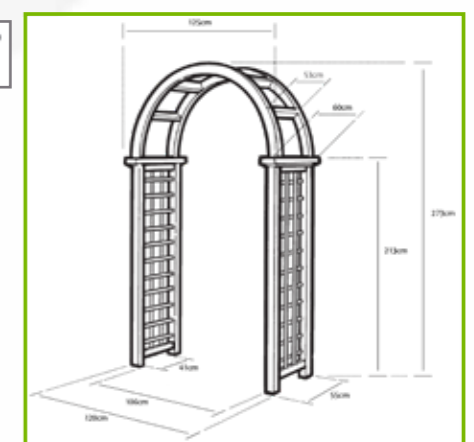


ELITE GRANVILLE ARCH

Classic look, strong and robust. This arch is suitable as a free standing structure on either a path or garden space. The square trellis sides are ideal for climbing plants.

Posts: 7cm sq.
Will fit paths: Up to 105cm wide
Weight: 44kg

Pressure Treated Green:
H273 x W125 x D60 cm | **EGA**



CONTEMPORARY RANGE



CONTEMPORARY VOGUE PANEL

The Contemporary Vogue Panel is constructed with a fully mortise and tenon jointed frame and slats on both sides for ultimate privacy.

Pressure Treated Green:

H180 x W180 x D4.5 cm | **CONVPAN6**

H120 x W180 x D4.5 cm | **CONVPAN4**

Supplied as singles

For these products we recommend:

POST RANGE | **EPO* / EPO*4**

(Please note: actual number of slats on panel is 30, not 23 as shown in the image)



CONTEMPORARY PANEL

Made to a new and improved specification, this heavyweight fence panel combines a contemporary design with strength, making this the perfect fence for the modern garden.

Pressure Treated Green:

H179 x W179 x D4.5 cm | **CONPAN6**

Supplied as singles

For these products we recommend:

POST RANGE | **EPO* / EPO*4**



CONTEMPORARY ATCHAM PANEL

A heavyweight fence panel that combines the functionality and look of the Contemporary Vogue Panel with the added feature of a horizontal style trellis top to create a modern twist on an already popular panel.

Pressure Treated Green:

H180 x W180 x D4.5 cm | **CONATCHGRN61**

Supplied as singles

For these products we recommend:

POST RANGE | **EPO* / EPO*4**

CONTEMPORARY VOGUE GATE

Constructed using a mortise and tenon jointed frame and slats on both sides of the gate for security and durability.

*Ironmongery not included

Pressure Treated Green:

H180 x W90 x D4.5 cm | **CONVGT**

Supplied as singles

For these products we recommend:

POST RANGE | **EPO* / EPO*4**



CONTEMPORARY SCREEN

Offers a contemporary feel to any border or boundary, offering partial levels of privacy.

Pressure Treated Green:

H180 x W180 x D4 cm | **CSCRN6**

Supplied as singles



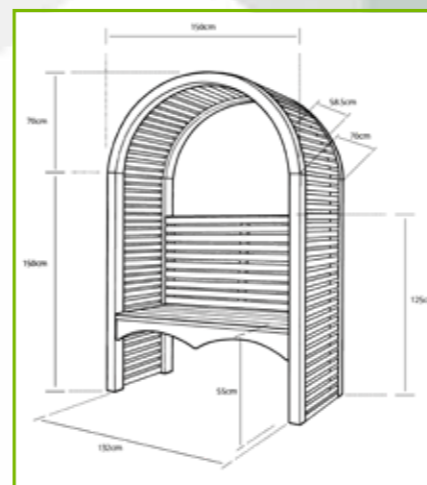
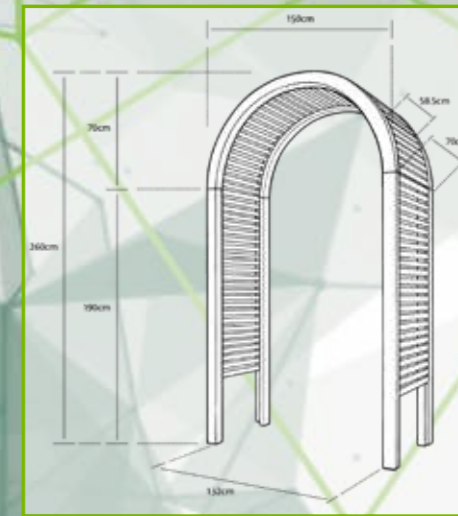
CONTEMPORARY ARCH

The chunky arched top, posts and slats are planed, rounded and chamfered for a modern look.

Pressure Treated Green:

H260 x W150 x D70 cm | **CONTARCH**

Weight: 74kg



CONTEMPORARY ARBOUR

This striking arbour combines modern straight lines and a classic curved roof, created using quality finger joints.

Pressure Treated Green:

H220 x W150 x D70 cm | **CONTARB**

Weight: 90kg



TALL CONTEMPORARY PLANTER

A modern planter designed to complement the Contemporary Vogue Fence Panel and structures.

Pressure Treated Green:

H72 x W40 x D40 cm | **CONPLTL**

Weight: 10.5kg



SQUARE CONTEMPORARY PLANTER

This robust square planter is a perfect addition to the Grange Contemporary Vogue Fence Panel and structures range.

Pressure Treated Green:

H50 x W50 x D50 cm | **CONPLSQ**

Weight: 11kg



RECTANGULAR CONTEMPORARY PLANTER

Perfect as a showpiece on a patio or decking area. Designed to match the Contemporary Collection.

Pressure Treated Green:

H33 x W120 x D50 cm | **CONPREC**

Weight: 13.5kg

ADJUSTABLE GARDEN SCREEN

Add a personal touch to your garden with this adjustable screen. Use with slats open, or tilt slats to create privacy and allow for sunlight to reflect in different directions around your garden.

Pressure Treated Green:

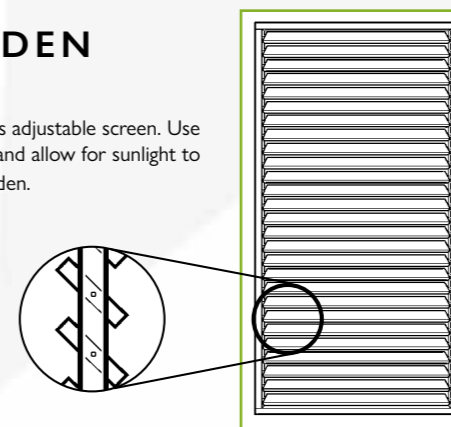
H180 x W90 x D8 cm | **ASGS**

Supplied as singles

Fully framed with a steel mechanism.

Note: slats do not close fully.

Slat dimensions: 7cm x 1.7cm



ARBOURS & ARCHES



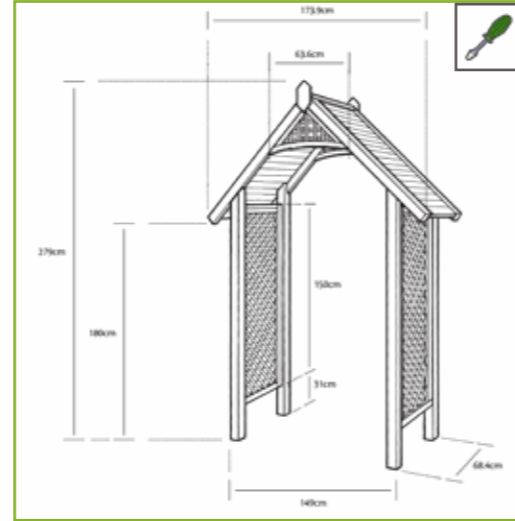
VALENCIA ARCH

A strong and robust arch with diamond trellis sides and a slatted roof finished with pointed finials. This classic design is ideal for accentuating any garden path.

Pressure Treated Green:

H279 x W173.9 x D72.2 cm | **VALARCH**

Weight: 64kg



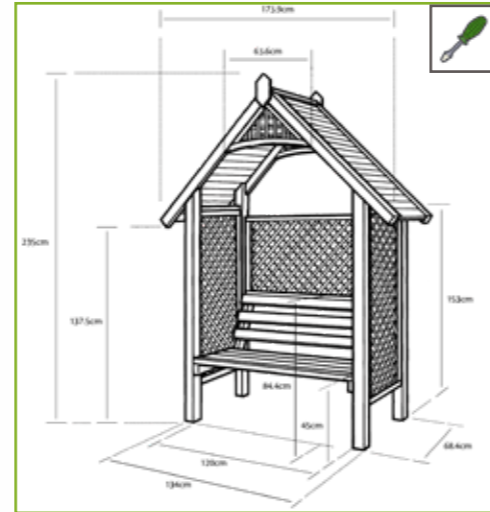
VALENCIA ARBOUR

This classic arbour is designed with diamond trellis sides and back to support climbing plants. The slatted roof provides extra protection from the sun you to sit back and relax.

Pressure Treated Green:

H235 x W173.9 x D68.4 cm | **VALARB**

Weight: 86kg



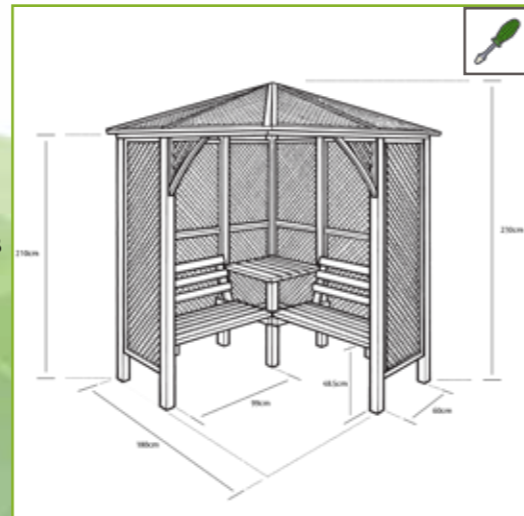
VALENCIA CORNER ARBOUR

A structure ideal for creating a sheltered dining area or a relaxing seating area. The lattice trellis design creates a truly classic structure.

Pressure Treated Green:

H230 x W200 x D200 cm | **VALCORARB**

Weight: 306kg



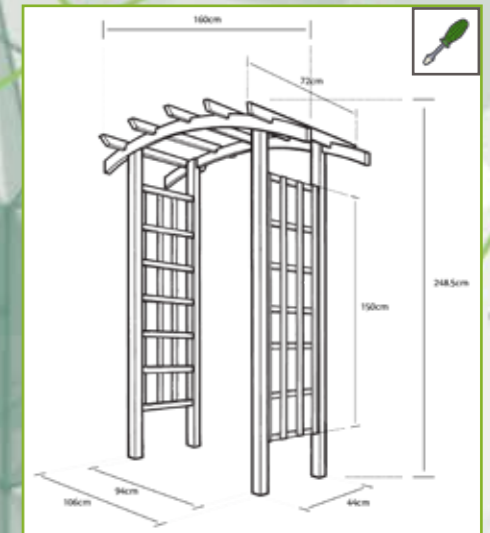
BOW TOP ARCH

Decorative square trellis sides to enhance any garden space. The structure is ideal for creating an impressionable pathway or as a decorative garden feature.

Pressure Treated Green:

H248.5 x W160 x D72 cm | **BTA**

Weight: 33.5kg



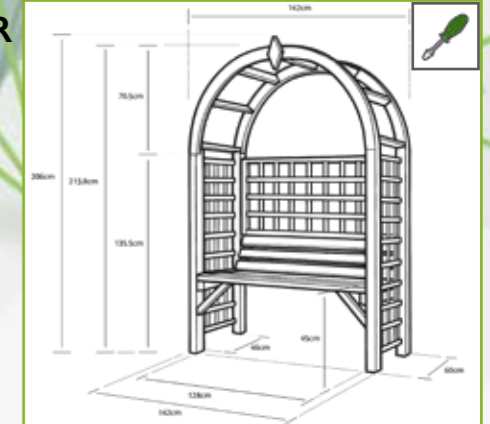
MONTBELLO ARBOUR

A large and inviting structure with an attractive bow shaped roof. This versatile structure is ideal for both contemporary and traditional gardens alike.

Pressure Treated Green:

H213.8 x W142 x D60 cm | **MONTARB**

Weight: 60kg



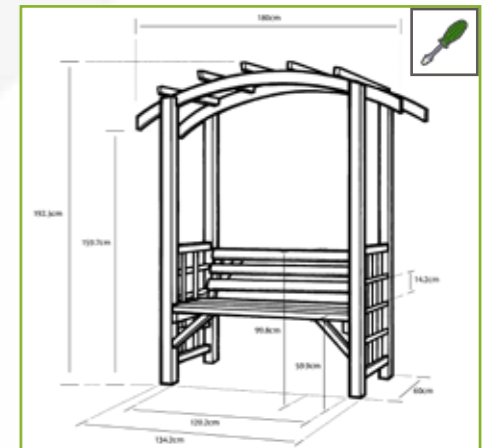
ROMANA ARBOUR

A simple structure that will add to the appearance and character of your garden. The comfortable bench is ideal for you to sit and relax, whilst the half trellised sides are perfect for supporting climbing plants.

Pressure Treated Green:

H192.3 x W180 x D87 cm | **ROMARB**

Weight: 62kg



PERGOLA PROJECTS

APOLLO PERGOLA

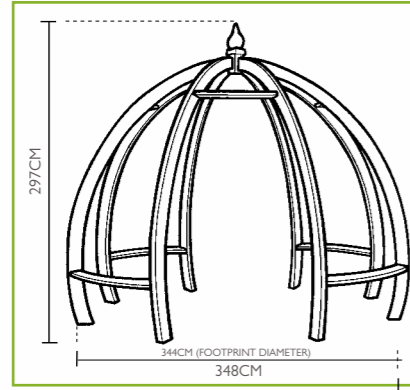
A distinctively designed dome shaped structure that will give your garden a contemporary feel. As a centrepiece, it can provide a focal point for fountains, ornaments or a picnic area.

Pressure Treated Green:

H260.7 x W348.5 x D344.3 cm | **APOLPERG**

Weight: 100kg

ADDITIONAL:
FLOWER CIRCLE BOLT
DOWN | FWBDA
FLOWER CIRCLE SPIKE
| FWSPK



FREE STANDING FLOWER CIRCLE

The contemporary Flower Circle is constructed using two rounded beams closely connected with stainless steel rods to create a sculptural archway.

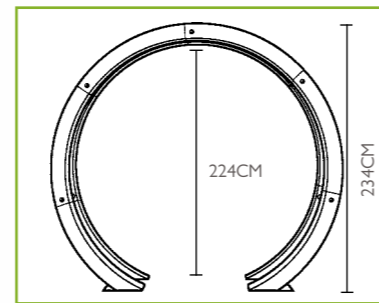
Pressure Treated Green:

H234.4 x W246.7 x D27 cm | **FSFCIRCSPK** (with ground spikes)

H234.4 x W246.7 x D27 cm | **FSFCIRCBDA** (with bolt downs)

Timber thickness: 9.5cm x 4.4cm
Weight: 42kg

AS FEATURED ON THE
ALAN TITCHMARSH
ITV SHOW 'LOVE YOUR
GARDEN'



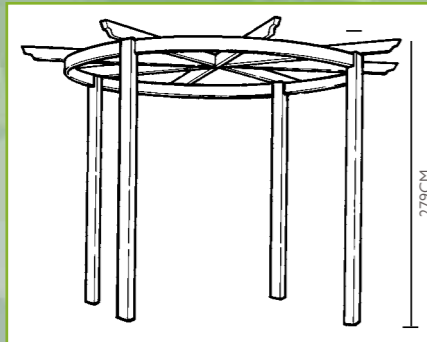
CAROUSEL PERGOLA

A timeless garden structure. The curves of the top beam reflect the natural shapes in your garden, whilst providing an effective frame for a garden feature beneath.

Pressure Treated Green:

H279.8 x W363.4 x D363.4 cm | **PKITCRAG**

Posts: 9.5cm sq.
Outer diameter: 360cm
Internal diameter: 270cm
Overhang: 40cm (approx)
Weight: 134kg



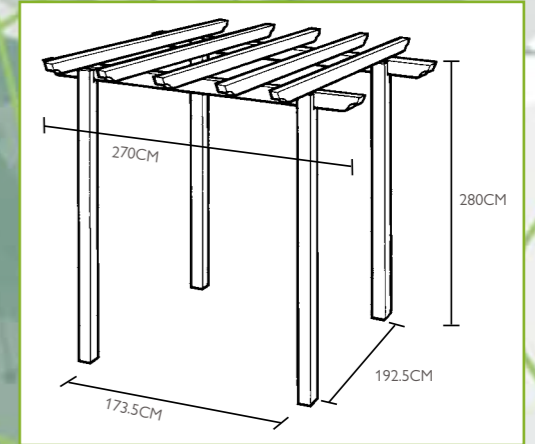
TRADITIONAL PERGOLA

Ideal for use on a lawn or patio area. Great for growing climbing plants and roses.

Pressure Treated Green:

H279.8 x W270 x D270 cm | **PKTRADA**

Posts: 9.5 x 9.5cm
Weight: 129kg



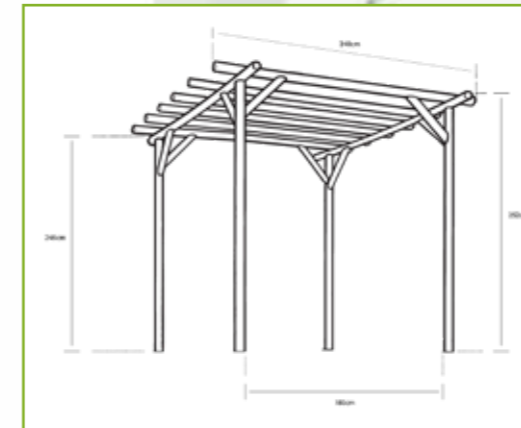
RUSTIC ROSE PERGOLA

Ideal for use on a lawn or patio area. Great for growing climbing plants and roses.

Pressure Treated Green:

H252 x W240 x D240 cm | **RRPERG**

Posts: 240cm height
Weight: 70kg



FLOWER WALK

An eye-catching and contemporary design which gives an attractive outline to your garden path.

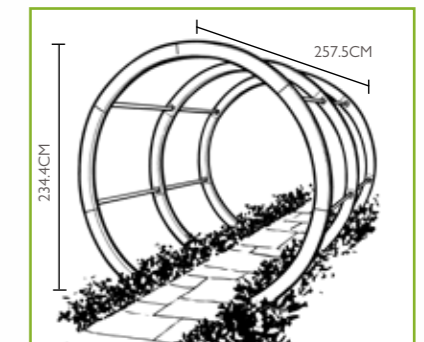
Pressure Treated Green:

H234.4 x W246.7 x D257.5 cm | **FLWCCL** (No Fixings)

H234.4 x W249.7 x D257.5 cm | **FLWCCLB** (Bolt Down Fixings)

H234.4 x W249.7 x D257.5 cm | **FLWCCLC** (Ground Spike Fixings)

Gap between circles: 120cm
Weight: 67kg



TRELLIS



ELITE SQUARE LATTICE

The trellis is planed, chamfered and grooved providing a beautiful decorative finish. It will fit in with many styles of gardens allowing you to use your imagination.

Pressure Treated Green:

- H30 x W180 x D4 cm | **ELTSQL1**
- H60 x W180 x D4 cm | **ELTSQL2**
- H90 x W180 x D4 cm | **ELTSQL3**
- H120 x W180 x D4 cm | **ELTSQL4**
- H180 x W180 x D4 cm | **ELTSQL6**

Supplied as singles

MATCHING PRODUCTS

Our Elite Lattice is ideal for climbing plants and roses. For the ultimate cottage garden style, team this with our Valencia Arbour, which features lattice trellis sides and back, as well as a traditional pitched roof.

ELITE ST MELOIR BOW TOP LATTICE

The trellis is planed, chamfered and grooved providing a beautiful decorative finish for multiple uses.

Pressure Treated Green:

- H60 x W180 x D4 cm | **ELITEMLT2**
- H105 x W180 x D4 cm | **ELITEMLT4**
- H180 x W180 x D4 cm | **ELITEMLT6**

Supplied as singles



SQUARE BADMINTON TRELLIS


Great as a fence top, privacy screen or supporting climbing plants. The Badminton Trellis is manufactured from fine sawn timber that provides a smooth and exceptional finish.

- trellis holes: 4.5cm sq.
- slats: 1.5cm
- total thickness: 3cm

Pressure Treated Golden Brown:

- H62 x W183 x D3 cm | **BADSQ61**

Pack size: 5



HEAVY DUTY SQUARE TRELLIS GREEN

This heavy duty trellis with a robust frame is ideal for supporting climbing plants. The fine sawn timber provides a smooth, superior finish.

- trellis thickness: 3cm
- batons: 3.2 x 1.5 cm

Pressure Treated Green:

- H32 x W183 x D3 cm | **HDT1G**
- H61 x W183 x D3 cm | **HDT2G**
- H90 x W183 x D3 cm | **HDT3G**
- H120 x W183 x D3 cm | **HDT4G**
- H181 x W183 x D3 cm | **HDT6G**

Pack size: 5

HEAVY DUTY SQUARE TRELLIS GOLDEN

This heavy duty trellis with a robust frame is ideal for supporting climbing plants. The fine sawn timber provides a smooth, superior finish.

- trellis thickness: 3cm
- batons: 3.2 x 1.5 cm

Pressure Treated Golden Brown:

- H32 x W183 x D3 cm | **HDT1**
- H61 x W183 x D3 cm | **HDT2**
- H90 x W183 x D3 cm | **HDT3**
- H120 x W183 x D3 cm | **HDT4**
- H151 x W183 x D3 cm | **HDT5**
- H181 x W183 x D3 cm | **HDT6**

Pack size: 5



FAN HEAVY DUTY TRELLIS

This fan shape trellis allows plants to be supported in a more interesting and natural shape with a new and improved, fine sawn timber finish.

Pressure Treated Golden Brown:

- H180 x W95 x D3 cm | **HDFAN**

Pack size: 5

YOU MIGHT ALSO NEED....

6" Trellis Capping Rail

See page 28

TRELLIS



SQUARE HIGHGROVE TRELLIS

This trellis has a rebated double frame for extra strength and manufactured from fine sawn timber for an extra smooth finish. Ideal as a privacy screen.

- trellis holes: 4.5cm sq.

Pressure Treated Golden Brown:

H32 x W183 x D4 cm | **HSQ1**

H61 x W183 x D4 cm | **HSQ2**

Pack size: 5

ALDERLEY LATTICE TRELLIS

An attractive joint framed trellis available in varying shapes and sizes and part of the Valencia Garden Collection.

- lattice dimension: 2cm x 8mm

- trellis holes 4cm sq.

Pressure Treated Green:

H30 x W183 x D3 cm | **ALDSQ1**

H60 x W183 x D3 cm | **ALDSQ2**

H90 x W183 x D3 cm | **ALDSQ3**

H120 x W183 x D3 cm | **ALDSQ4**

H180 x W183 x D4 cm | **ALDSQ18**

Supplied as singles



LILLESHALL LATTICE TRELLIS

This trellis is ideal as a privacy screen to zone off areas within the garden.

Along with style, this trellis has a strong rebated frame structure.

- lattice dimension: 2cm x 8mm

- trellis holes: 2cm sq.

Pressure Treated Green:

H30 x W183 x D3 cm | **LILLAT03**

H60 x W183 x D3 cm | **LILLAT06**

H90 x W183 x D3 cm | **LILLAT09**

H120 x W183 x D3 cm | **LILLAT12**

H150 x W183 x D3 cm | **LILLAT15**

H180 x W183 x D4.5 cm | **LILLAT18**

Supplied as singles



ALDERLEY DOME LATTICE TRELLIS

An attractive joint framed trellis available in varying shapes and sizes and part of the Valencia Garden Collection.

- lattice dimension: 2cm x 8mm

- trellis holes 4cm sq.

Pressure Treated Green:

H50 x W183 x D3 cm | **ALDDOME**

Supplied as singles



ALDERLEY FAN TRELLIS

Featuring a beautifully crafted lattice, the Alderley Fan Trellis is ideal for mounting on fence panels or walls as well as being used with a planter to support plants.

- lattice dimension: 2cm x 8mm

- trellis holes: 4cm sq.

- height to shoulder: 172cm

Pressure Treated Green:

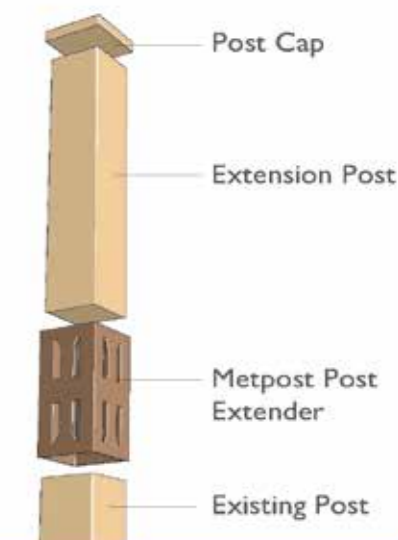
H180 x W60 x D3 cm | **ALDFAN**

Supplied as singles

Fixing trellis to a fence

Trellis has many uses in a garden. It can provide a framework for climbing plants, conceal unsightly areas or act as a division between garden areas. It may also be used to add height to an existing fence – either as a decorative feature or to provide more privacy.

- It will be necessary to extend the existing posts to add the trellis. Use Metpost Post Extenders and a piece of extra post to gain the required height.
- Fix the trellis to the extended post with Metpost Metclips or screws.
- Use a Grange Post Cap to the top of the post to add a decorative finish and protect the top of the post.



LANDSCAPING & COMPOSTERS



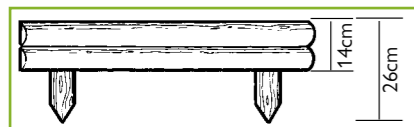
HORIZONTAL LOG BOARD

The Horizontal Log Board is ideal for border edges or for creating small boundary fencing.

Pressure Treated Green:

H14 x W100 x D7 cm | **HLOGBRD**

Pack size: 120



LOG EDGING ROLL

The Log Roll Edging is ideal for border edges or for creating small boundary fencing.

Pressure Treated Green:

H15 x W180 x D3 cm | **GLE150P**


Pallet quantity: 72

H22.5 x W180 x D3 cm | **GLE225P**

Pallet quantity: 48

H30 x W180 x D3 cm | **GLE300P**

Pallet quantity: 36



GREEN LOG EDGING BOARD

The green log edging board makes it easy to create decorative borders in your back garden; perfect for enhancing special features such as flower beds or paths.

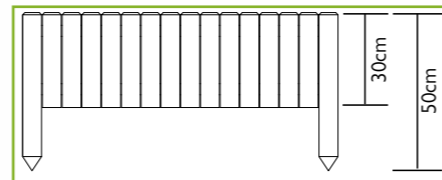
Pressure Treated Green:

H15 x W100 x D4.4 cm | **GLEB150P**

Pallet quantity: 84

H30 x W100 x D4.4 cm | **GLEB300P**

Pallet quantity: 52



COMPOSTER MEDIUM

This generously sized wooden Garden Composter is essential for every garden, providing insulation, allowing the compost to breathe.

Pressure Treated Green:

H71.6 x W93 x D93 cm | **CM930**

(Capacity: 450 litres)

Pallet quantity: 12



COMPOSTER LARGE

This large wooden Garden Composter is essential for every garden, providing insulation, allowing the compost to breathe.

Pressure Treated Green:

H71.6 x W113 x D113 cm | **CM1130**

(Capacity: 700 litres)

Pallet quantity: 12



LANDSCAPE POLE

Machine rounded timber pole great for supporting plants and trees or for creating special features for landscaping projects.

Pressure Treated Green:

H75 x DIA8 cm | **LP26G**

H120 x DIA8 cm | **LP4G**

H160 x DIA8 cm | **LP56G**

Pack size: 20



TREE POLE

Machine rounded timber ideal to use as a plant or tree support.

Pressure Treated Green:

H150 x DIA4 cm | **RPOLE540G**

H180 x DIA4 cm | **RPOLE640G**

Pack size: 12

H180 x DIA6 cm | **RPOLE6G**

H240 x DIA6 cm | **RPOLE8G**

Pack size: 20



DAHLIA STAKE

Dahlia stakes are square cut pressure treated pieces of timber which are best used to support your plants or trees.

Pressure Treated Green:

H120 x W2.5 x D2.5 cm (*50) | **GS4G**

H150 x W3.1 x D3.1 cm (*50) | **GS531G**

H180 x W3.1 x D3.1 cm (*50) | **GS631G**

H180 x W2.5 x D2.5 cm (*50) | **GS6G**

*Banded quantities



FIXING SPIKE

The fixing spike can be used in numerous garden applications from securing log edging to defining building plots.

Pressure Treated Green:

H45 x W3.1 x D3.1 cm | **FIX32G**

Pack size: 100



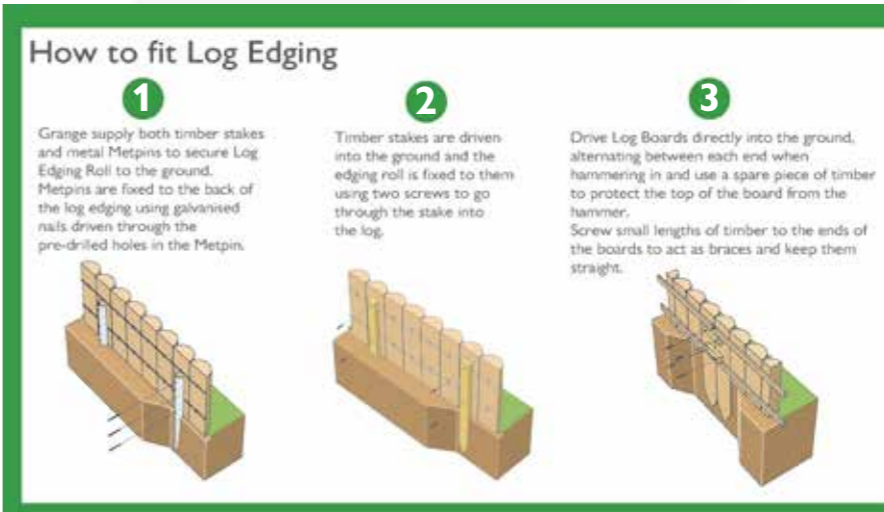
SAWN NEW RAILWAY SLEEPER

A large piece of timber in the design of a classic railway sleeper. Use for garden edging and creating steps, raised terraces or beds.

Pressure Treated Green:

H20 x W120 x D12 cm | **SSS12**

Pallet quantity: 24



POSTS



TULIP PALISADE PANEL POST

The Tulip Palisade Post has been specifically designed to suit the Tulip Palisade Fence with pre-cut grooves perfect for slotting panels.

Pressure Treated Green:
H150 x W7.5 x D4.8 cm | **PALEPTULS**
Pack size: 1



ROUND TOP PALISADE POST

The Round Top Palisade Post is ideally used with the Round Top Palisade Panel to give the look of a seamless fence run.

Pressure Treated Green:
H150 x W7 x D7 cm | **RTPOST**
Pack size: 48



ELITE GROOVED FENCE PANEL POST

This post has a rounded top and features decorative grooving on the front and back to complement the Elite range of trellis and fencing.


Pressure Treated Green:
H240 x W7 x D7 cm | **EPO8**
Supplied as singles



ELITE FENCE PANEL POST

A chunky 95 mm square post that is planed for a contemporary look and feel.

Pressure Treated Green:
H180 x W9.5 x D9.5 cm | **EPO64**
H240 x W9.5 x D9.5 cm | **EPO84**
Supplied as singles

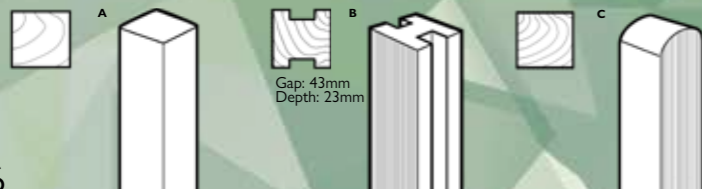


ELITE GROOVED FENCE PANEL H POST

The 'H' shaped post allows for fence panels to easily slot in place without the need for metal U-clips.

**This product is not suitable for Contemporary style panels*

Pressure Treated Green:
H180 x W9 x D9 cm | **POH64**
H240 x W9 x D9 cm | **POH84**
Supplied as singles



POST OPTIONS

- A - ELITE POSTS - DESIGNED TO COMPLIMENT THE ELITE RANGE OF PANELS AND TRELLIS.
- B - TIMBER H POST MATCHES THE ELITE PANELS AND TRELLIS.
- C - ROUNDED ELITE POST - ROUNDED AND GROOVED ON BOTH SIDES



TIMBER FENCE PANEL POST 100MM SQ

The 100 mm square timber post is sturdy and ideal for when a more robust panel is needed.

Dark Brown:
H180 x W10 x D10 cm | **PO64**
H240 x W10 x D10 cm | **PO84**
H300 x W10 x D10 cm | **PO104**
Pressure Treated Green:
H240 x W10 x D10 cm | **PO84G**
Pack size: 12

TIMBER FENCE PANEL POST 75MM SQ

The standard Grange 75 mm square post is pressure treated brown for greater protection against wood rot and decay. This post is ideal for use with fence panels and gates.

Dark Brown:
H180 x W7.5 x D7.5 cm | **PO6**
H240 x W7.5 x D7.5 cm | **PO8**
Pack size: 48
H300 x W7.5 x D7.5 cm | **PO10**
Pack size: 15



TIMBER FENCE PANEL POST 50MM SQ

This 50 mm square post is the smallest post available in the range. Ideal for use with smaller items such as trellis.

Dark Brown:
H180 x W5 x D4.7 cm | **PO62**
H240 x W5 x D4.7 cm | **PO82**
Pack size: 48

TIMBER FENCE PANEL POST 75MM SQ

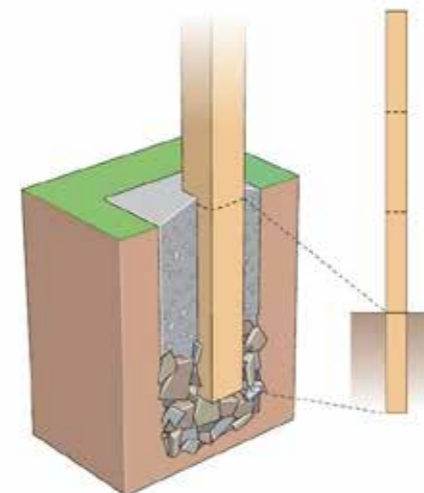
This post is ideal for use with fence panels and gates.

Pressure Treated Green:
H180 x W7.5 x D7.5 cm | **PO6G**
H240 x W7.5 x D7.5 cm | **PO8G**
Pack size: 15

INSTALLING POSTS DIRECTLY INTO THE GROUND

If the posts are to be installed directly into the ground ensure that 1/4 of the total height of the post is below ground level.

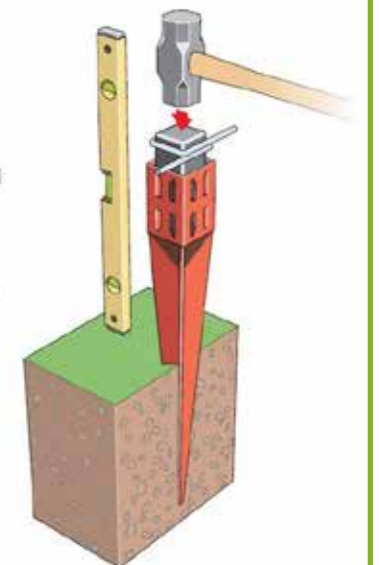
Hardcore or brick rubble can be used to fill the bottom of the hole. Top off the hole with a concrete mix such as **MetCrete**.



INSTALLING POSTS USING METPOST POST SUPPORT SPIKES

Using a Metpost Driving Tool and a sledgehammer, drive the spike into the ground using short firm strokes. Regularly check the vertical alignment using a spirit level.

NB. when using spikes take care to avoid underground services.



ACCESSORIES



6" TRELLIS CAPPING RAIL

Provides a neat top to your trellis.
Pressure Treated Golden Brown:
 H4.2 x W183 x D2.5 cm | **CAPPINGS**
 Pack size: 10



FEATHEREDGE CAPPING RAIL

Provides a neat top to the featheredge panel system.
Pressure Treated Green:
 H183 x W5 x D2.5 cm | **CAPNGFE**
 Pack size: 10



ELITE PANEL SIDE STRIP

Use the side strip to extend the width of your fence panels to 183 cm for a perfect fit with current posts and gravel boards.
Pressure Treated Green:
 H180 x W4 x D1.5 cm | **EPSS**
 Pack size: 10

HINGE SETS



TIMBER GRAVEL BOARD

Ideal to use with traditional styles of fencing.
Pressure Treated Golden Brown:
 H15 x W183x D2.2 cm | **TGB6**
 Pack size: 49



HOOK & BAND HINGES & RING HANDLE | CHBGKIT

Pack contains:
 2x CHB Hinges 10", 2 x Hook Plates, 1x Latch Set, Screws
 Pack size: 10

HINGE & AUTO LATCH FITTINGS KIT | THKIT

Pack contains:
 2x T Hinges 10", 1x Auto Latch, Screws
 Pack size: 10




BALL FINIAL POST CAP

This post cap adds a decorative feel to a number of fence panels.
Dipped Brown:
1. H13.5 x W10 x D10 cm | **BALLPC**
 Pack size: 20

ELITE BALL FINIAL POST CAP

Pressure Treated Green:
2. H10 x W10 x D10 cm | **EBALLPCG**
 Pack size: 20



HEAVY DUTY POST CAP

1. As well as adding a decorative feel this also adds extra protection to your post.
Pressure Treated Golden Brown:
 H2.2 x W12 x D12 cm | **PCHD55**
Pressure Treated Green:
 H2.2 x W12 x D12 cm | **PCHD55G**
 Pack size: 50



FLAT POST CAP

2. This post cap adds a decorative feel to a number of fence panels.
Pressure Treated Golden Brown:
 H2.2 x W10 x D10 cm | **PC22**
Pressure Treated Green:
 H2.2 x W10 x D10 cm | **PC22G**
 Pack size: 100



METPOST

A. SPIKE

For use in soil to help support and erect fence panels and structures. Available in a range of styles; Wedge Grip, System 2 and Plain Box as well as a range of sizes to suit your project.

B. POST EXTENDER

Raises the height of an existing fence panel post to allow for the fitting of trellis.

C. CONCRETE-IN

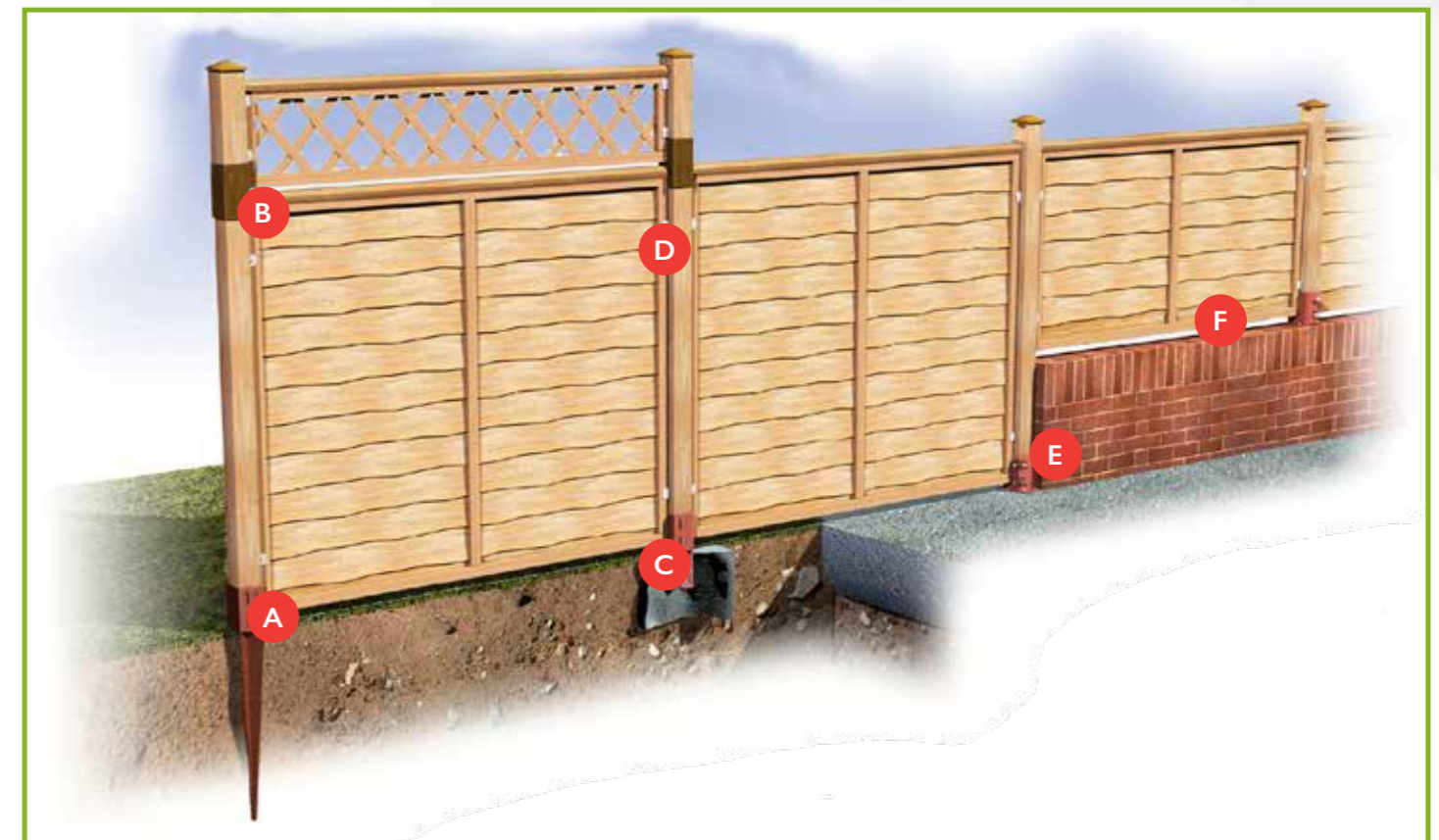
For use in areas where a spike is impractical or simply an alternative. Use with POSTFIX concrete to help support and erect fence panel posts. Available in Wedge Grip and System 2.

D. METCLIPS

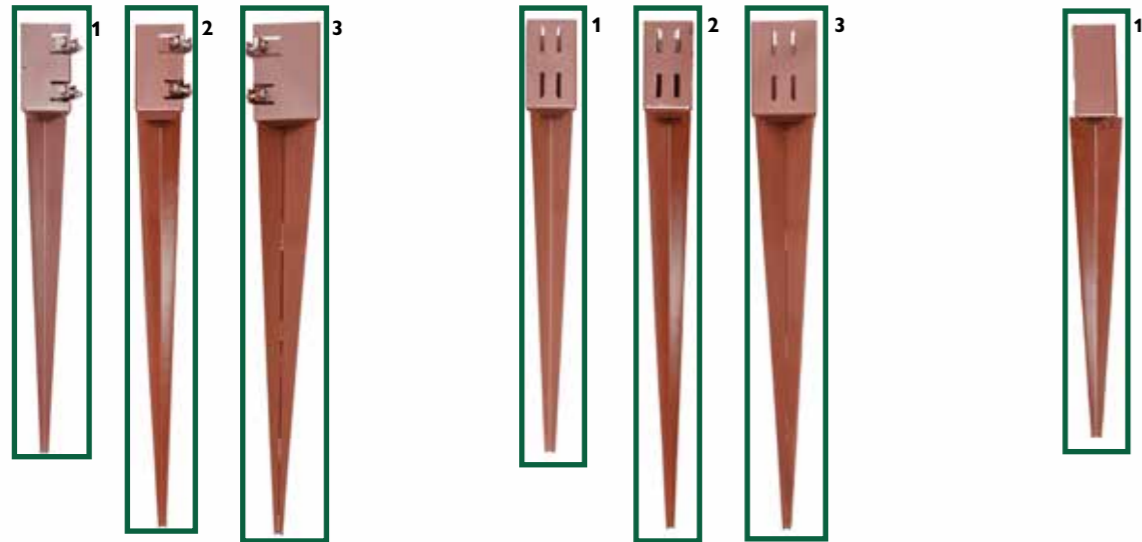
An easy way to secure trellis and fence panels to timber posts.

E/F. BOLT DOWN

The wall anchor is ideal for installing posts onto an existing wall while the bolt down support is great for fixing posts (including Pergolas and Arches) on an existing concrete base. The Flush Fit version allows posts to be placed alongside a wall.



POST SUPPORTS AND ACCESSORIES



WEDGE GRIP: SYSTEM 2

System 2's secure twin bolt mechanism is ideal for large projects such as pergolas and decking.

1. 750mm post: 600 mm spike | **1006**
(Height: 75cm - Width: 6cm)

Pack size: 10

2. 750mm post: 750 mm spike | **1007**
(Height: 75cm - Width: 7.5cm)

Pack size: 10

3. 100 mm post: 750 mm spike | **10032**
(Height: 75cm - Width: 10cm)

Pack size: 5

POST SUPPORT: THE WEDGE GRIP

Ideal for fencing projects, the Wedge holds each post in a vice without the need for nails or screws.

1. 75 mm post: 600mm spike | **1106**
(Height: 75cm - Width: 6cm)

Pack size: 10

2. 75 mm post: 750mm spike | **1107**
(Height: 75cm - Width: 7.5cm)

Pack size: 10

3. 100 mm post: 750mm spike | **11032**
(Height: 75cm - Width: 10cm)


Pack size: 5

POST SUPPORT: PLAIN BOX

Suitable for easy post removal and replacement.

1. 50 mm post: 450 mm spike | **1104**
(Height: 45cm - Width: 5cm)

Pack size: 10



REPAIR SPUR


Repair a broken or rotten post which has previously been concreted into the ground.

1. Wedge Grip for 75 mm: 780 mm posts | **1153**
(Height: 45cm - Width: 7.8cm)

Pack size: 10

2. Wedge Grip for 99 mm: 103 mm posts | **1154**
(Height: 53cm - Width: 10.3cm)

Pack size: 10




WALL ANCHOR

A simple way to add height to a wall.

Systems 2 for 73–78 mm posts | **5110**
(Height: 32cm - Width: 7.5cm)

Pack size: 10



CONCRETE-INS

Plan the position of your posts when laying concrete and bed in the Concrete-In Anchor before it sets.

1. Wedge Grip for 73–780 mm posts | **1123**
(Height: 37.3cm)


Pack size: 10

3. System 2 for 73–780 mm posts | **2123**
(Height: 37.3cm)

Pack size: 10

4. System 2 for 99–103 mm posts | **2124**
(Height: 31.4cm)

Pack size: 10



BOLT DOWNS

Plan the position of your Bolt Downs. Secure your surface using Anchor Bolts.

1. System-2 for 73–780 mm posts | **1040**
(Height: 15cm - Base: 15cm sq.)

Pack size: 10

2. System-2 for 99–103 mm posts | **1041**
(Height: 15cm - Base: 17cm sq.)

Pack size: 10

3. Wedge Grip for 73–780 mm posts | **1140**
(Height: 15.5cm - Base: 15cm sq.)

Pack size: 10

4. Wedge Grip for 99–103 mm posts | **1141**
(Height: 15cm - Base: 17cm sq.)

Pack size: 10

5. Plain Box for 50 mm posts | **1142**
(Height: 12.6cm - Base: 15cm sq.)

Pack size: 10



FLUSH FITTING BOLT DOWNS

Enables you to site a post against a wall.

1. System 2 for 73–780 mm posts | **3110**
(Height: 9cm - Base: 15cm)

Pack size: 10

2. System 2 for 99–103 mm posts | **4110**
(Height: 11.4cm - Base: 17cm)

Pack size: 10


3. Wedge Grip for 73–780 mm posts | **3111**
(Height: 9cm - Base: 15cm)

Pack size: 10

****METPOST 'SPIKE' POST SUPPORTS WARNING****

SITING YOUR METPOST SPIKES - ALWAYS CHECK THE LOCATION OF UNDERGROUND SERVICES - WATER PIPES AND ELECTRICITY CABLES BEFORE USING METPOST 'SPIKE' POST SUPPORTS

ACCESSORIES



GRAVEL BOARD CLIPS & ARRIS RAIL BRACKETS

1. Gravel Board Clip 25 mm | **1112**

Pack size: 50

1. Gravel Board Clip 50 mm | **1113**

Pack size: 50

2. Arris Rail Bracket 220 mm | **11131**


Pack size: 50



METPINS

Log Roll Pin (Galvanised) 25 x 450 mm | **702**

Pack size: 50



METPOST FIXING CLIPS

1. U-shaped clip 41 mm | **1108**

2. U-shaped clip 46 mm | **1109**

3. U-shaped clip 52 mm | **1110**

Items 1-3 - Pack size: 250

4. L-shaped clip 50 mm x 25 mm x 25 mm | **1111**

Pack size: 200

5. U-shaped trellis clip 32 mm | **1114**

Pack size: 250



POST EXTENDER

Raises the height of an existing post.

750 x 180 mm | **162**

Pack size: 10

100 x 180 mm | **1644**

Pack size: 10



DRIVE TOOLS

Facilitates driving post supports into the ground.

1. For 75 mm Box 58 x 180 mm | **332**

Pack size: 10

2. For 100 mm Box 78 x 190 mm | **442**

Pack size: 10



EXTRA BOLTS

Anchor bolts: M8 x 65 mm long in packs of 4 |

ANC Bolt

Pack size: 10 (4 bolts in each pack)



CONCRETE FP-ECOFIX

A Carlton 20kg bag of fast setting concrete made from sustainable materials and safe to use with concrete, wooden and metal posts | **POSTFIX**

Pack size: 70

ADDITIONAL INFORMATION

Understanding characteristics of timber

It must be remembered that timber is a natural product and will be subject to movement and weathering as it seasons. It is not uncommon for small splits to occur (called shakes) in timber when drying, and for warping when timber is allowed to dry too rapidly. These will normally go back when humidity rises. This is nature at work and should not be considered as a fault. **Acceptable limits are defined in the relevant British Standards.** For further information on characteristics on timber, visit our website

www.grangefencing.co.uk

Pressure treatment disclaimer

We are committed to using a pressure treatment method across our full range of timber products to provide a superior approach to wood preservation and eliminate the need for costly and time-consuming maintenance. Should the pressure treated wood be cut, drilled or notched, we recommend that a cut end treatment be applied to ensure the effectiveness of the treatment. Paints, wood stains and water repellent can be applied however we recommend you closely follow the manufacturer's instructions.

CONDITIONS OF GUARANTEE

a) should the pressure treated wood be cut, drilled or notched, a cut end treatment must be applied to ensure the effectiveness of the treatment. (Note: cutting the wood is considered a modification which will render the guarantee null and void)

b) Paints, wood stains and water repellent can be applied - however, we recommend you closely follow the manufacturer's instructions.

c) Any product modification will render the guarantee null and void.

d) The guarantee covers the cost of replacement goods only.

e) Grange cannot be held liable for any damages or injuries of any kind resulting from incorrect use, assembly or siting of the products. Where supplied, instructions and directives should be followed carefully.

f) Retain proof of purchase in order to claim on this guarantee.

These conditions do not affect your statutory rights.

Full T&C's can be found on our website

www.grangefencing.co.uk

TIMBER TREATMENTS

IMPRALIT KDS

Pressure treated green

KORASIT KS +brown paste

IMPRALIT TSK +farb paste pinia

Pressure treated golden brown

TERMS AND CONDITIONS

Disclaimer

Grange cannot be held liable for any damages or injuries of any kind relating from the incorrect use, assembly or siting of the products described in this brochure. All dimensions are approximate as the characteristics of timber can alter sizing. We advise for you to wait until you have received and erected your product before preparing the instillation of your footprint area as dimensions may have variations due to improved product specification and development which is subject to change without notice.

Copyright

© Copyright 2021 Grange Fencing LTD. All rights reserved. In line with the company's policy of continuous improvement, the right is reserved to change and improve product design without prior notice. All dimensions quoted are approximate and subject to change.

All products and related emblems features are trademarks of Grange Fencing LTD.

STOCKIST INFORMATION

Grange have a range of materials and downloadable content available for stockists to help merchandise and market our products. If you would like a copy of our Marketing Pack please contact your local stockist or our customer service team who will be happy to help you.

STEP DISPLAY KITS

A kit containing the stand, POS signage and A4 individual product cards (where applicable).



FLEXSDSET | Step display set with flexible stock line-up

Please contact your area manager for advice on which products are suitable for your branch.



GSLSDSET | Step display set with fixed GSL Ranged stock line-up

Panels included: 1x GSL, 1x GSLBT, 1x GSSLT

METPOST DISPLAY STAND

A kit containing the stand, POS signage and A4 individual product cards (where applicable).



METDISPSTAND | Metpost Stand H206cm x W106cm x D74cm

Stock profile can be customised to customer requirements. Minimum order quantity required of 112 units in addition to item code 1109 (250 pieces per unit) Please speak to your Area Sales Manager or Customer Support for further details.

Recommended stock profile:

CODE	DESCRIPTION	SIZE	QUANTITY
1104	PLAIN BOX	50 X 450MM	X 9
1106	WEDGE GRIP	75 X 600MM	X 9
1107	WEDGE GRIP	75 X 750MM	X 9
11032	WEDGE GRIP	100 X 750MM	X 9
10032	POST SUPPORT SYSTEM-2	750 X 100MM SQ	X 9
1006	POST SUPPORT SYSTEM-2	750 X 60MM SQ	X 9
1007	POST SUPPORT SYSTEM-2	750 X 75MM SQ	X 9
1153	REPAIR SPUR (RED)	75 X 78MM	X 9
1142	PLAIN BOX (BOLT DOWN)	50MM	X 5
1140	BOLT DOWN WEDGE GRIP (BOLT DOWN)	75MM	X 5
1040	BOLT DOWN SYSTEM-2 ANCHOR (RED)	75MM	X 5
3111	FLUSH FIT WEDGE (BOLT DOWN)	75MM	X 5
3110	FLUSH FIT SYSTEM-2 (BOLT DOWN)	75MM	X 5
332	DRIVING TOOL	180 X 580MM	X 5
702	LOG ROLL PIN (GALV)	25 X 450MM	X 10
1109	U-SHAPED CLIP	46MM	X 250

SIGNS / BANNER

Promotional signage and banners, please speak to your local area sales manager for availability.



MINI-STEP DISPLAY

MINISDSET | A self-assemble step display designed for branches where it is not possible to host a full sized unit. The mini-step display is designed to fit on counter tops or indoor display areas, featuring a SFEP, GSL, GSLBT and GSSLT panel.



TRADE ACCOUNT D-DAY SCHEDULE

A helpful order and delivery guide for our trade customers in the UK and Ireland

AREA 1

ORDER MONDAY
DELIVERY THURS/FRI

B BL BN CB CH
CM CO CT CV CW
DE DY IP L LE
LL M ME NG NR
OL RH SK SS ST
SY TF TN WA WN
WR WS WV IOM*

AREA 2

ORDER TUESDAY
DELIVERY MON/TUES

BA BS CF GL GU
HR LD NP OX PO
RG SA SN SO SP
JERSEY/GUERNSEY & IOW*

AREA 3

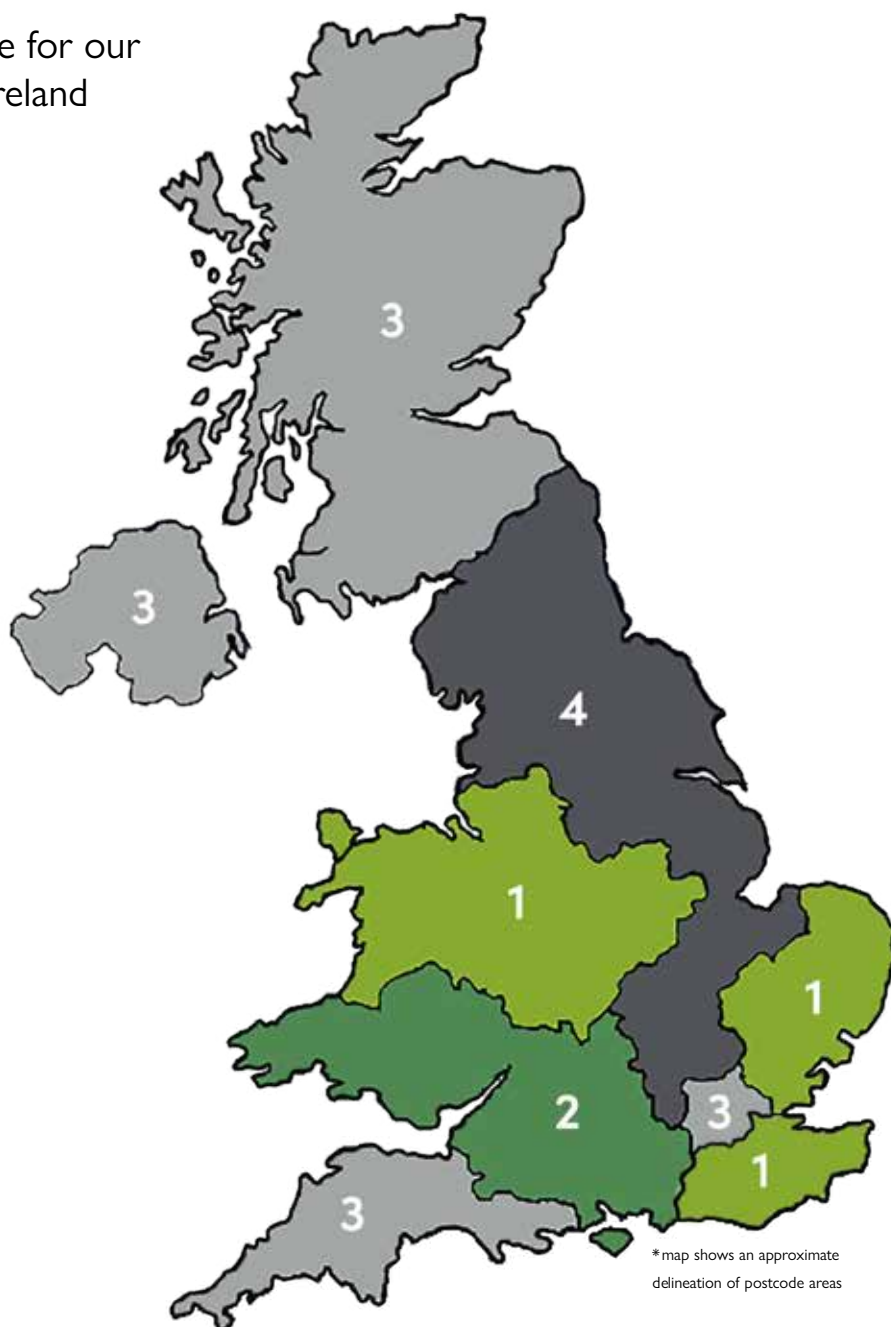
ORDER WEDNESDAY
DELIVERY TUE/WED

AB BH BR CR DA
DD DG DT E EC
EH EN HA EX FK
G IG IV** KA KT
KW** KY ML N NW
PA PH PL RM SE
SM SW TA TD TW
TQ TR UB W WC
WD IRELAND*

AREA 4

ORDER THURSDAY
DELIVERY WED/THUR

AL BB BD CA DN
DH DL FY HD HG
HP HU HX LA LN
LS LU MK NE NN
PE PR S SG SL
SR TS WF YO



*map shows an approximate delineation of postcode areas

DELIVERY CHARGES - all products

PAYMENT TERMS - STRICTLY NETT MONTHLY

	ORDER	DELIVERY CHARGE
A	Orders that do not meet MCP	£75 carriage charge
B	Charges for splitting packs (exc. Panels or Metpost products)	£25 charge except where indicated
C	Metpost only orders	£200 min. order value

* DELIVERY DAY TO 'OFFSHORE ACCOUNTS' WILL BE A DELIVERY TO THE NEAREST DOCK ON THAT DAY AND NOT DIRECTLY TO THE ORDER ADDRESS

** THESE POSTCODES WILL BE DELIVERED TO UNDER SPECIAL ARRANGEMENT DUE TO GEOGRAPHICAL LOCATION

PLEASE INFORM THE SALES OFFICE IF THERE ARE ANY HEIGHT RESTRICTIONS IN YOUR AREA