

### Roofing Resin

Used to form the GRP laminate with the reinforcement mat.

UNIT SIZE	COVERAGE	PRODUCT CODE
10kg	6.75m <sup>2</sup>	RESCUREIT10
20kg	13.5m <sup>2</sup>	RESCUREIT20



### Roofing Topcoat

Graphite Grey Topcoat provides the finished colour and surface appearance.

UNIT SIZE	COVERAGE	PRODUCT CODE
5kg	12.5m <sup>2</sup>	TOPCUREITGRAPHITE5
10kg	25m <sup>2</sup>	TOPCUREITGRAPHITE10
20kg	50m <sup>2</sup>	TOPCUREITGRAPHITE20

Other Pre-Mix Topcoat colours available on the next page.



### Hardener

Hardener for resin and topcoat.

UNIT SIZE	PRODUCT CODE
1kg Summer	CATCURES1
5kg Summer	CATCURES5
1kg Winter	CATCUREW1
5kg Winter	CATCUREW5
1kg Extra Slow	CATCURELPT1
5kg Extra Slow	CATCURELPT5



IMPORTANT: Read handling and storage instructions.

### Hardener Dispenser

Hardener should not be added to resin or topcoat without the safety dispenser.

PRODUCT CODE
CATDCUREIT



### Acetone

Used for cleaning tools, spillages and as a surface decontaminant.

UNIT SIZE	PRODUCT CODE
1L	ACETONECURE1
5L	ACETONECURE5



### Trim Adhesive

Used for bonding GRP edge trims around the perimeter of the roof.

PRODUCT CODE
PUCUREGREY



### Mixing Bucket

Essential for determining the correct hardener addition.

PRODUCT CODE
BUCKCURE



### Concrete Primer

Primer for preparing concrete substrates.

UNIT SIZE	COVERAGE	PRODUCT CODE
5kg	10m <sup>2</sup>	CONPRIMER5L



### Slate Granules

Used to achieve coated aggregate finish or anti-slip for F.A.A fire rating.

UNIT SIZE	PRODUCT CODE
25kg	SLATE



### 10-12m<sup>2</sup> Roof Kit

The Cure It GRP roof kit includes all of the laminating materials you need for a 10-12m<sup>2</sup> Cure It GRP laminate.

PRODUCT CODE
CUREITKIT



## Reinforcements

### Reinforcement Mat

Forms the GRP laminate when combined with Roofing Resin.

#### Standard Weight Chopped Strand Mat

UNIT SIZE	COVERAGE	PRODUCT CODE
6.6kg	13m <sup>2</sup>	CSM450CURE15
16.5kg	32.5m <sup>2</sup>	CSM450CUREHALF
33kg	66m <sup>2</sup>	CSM450CURE

#### Heavyweight Chopped Strand Mat for walkways and balconies

UNIT SIZE	COVERAGE	PRODUCT CODE
16.5kg	25m <sup>2</sup>	CSM600CUREHALF
33kg	50m <sup>2</sup>	CSM600CURE

### Reinforcement Bandage

Used as reinforcement for forming corners and other detail on the roof. 75mm x 75m

COVERAGE	PRODUCT CODE
75mm x 75m	BAND75CURE



### Detail Tissue

For finishing corner and joint detail.

COVERAGE	PRODUCT CODE
150mm x 25m	TISS150CUREDETAIL

Pre-Mix Topcoats - Provides the finished colour and surface appearance. Available to order now.

COLOUR	UNIT SIZE	COVERAGE	PRODUCT CODE	COLOUR	UNIT SIZE	COVERAGE	PRODUCT CODE
Battleship Grey	5kg	12.5m <sup>2</sup>	TOPCURECT805KG	Stratus Grey	5kg	12.5m <sup>2</sup>	TOPCURECT225KG
Battleship Grey	10kg	25m <sup>2</sup>	TOPCURECT8010KG	Stratus Grey	10kg	25m <sup>2</sup>	TOPCURECT2210KG
Battleship Grey	20kg	50m <sup>2</sup>	TOPCURECT8020KG	Stratus Grey	20kg	50m <sup>2</sup>	TOPCURECT2220KG
Cacao Brown	5kg	12.5m <sup>2</sup>	TOPCURECT395KG	Sherwood Green	5kg	12.5m <sup>2</sup>	TOPCURECT775KG
Cacao Brown	10kg	25m <sup>2</sup>	TOPCURECT3910KG	Sherwood Green	10kg	25m <sup>2</sup>	TOPCURECT7710KG
Cacao Brown	20kg	50m <sup>2</sup>	TOPCURECT3920KG	Sherwood Green	20kg	50m <sup>2</sup>	TOPCURECT7720KG
Anthracte Grey	5kg	12.5m <sup>2</sup>	TOPCURECT485KG	Midnight Green	5kg	12.5m <sup>2</sup>	TOPCURECT565KG
Anthracte Grey	10kg	25m <sup>2</sup>	TOPCURECT4810KG	Midnight Green	10kg	25m <sup>2</sup>	TOPCURECT5610KG
Anthracte Grey	20kg	50m <sup>2</sup>	TOPCURECT4820KG	Midnight Green	20kg	50m <sup>2</sup>	TOPCURECT5620KG

### Accessory Pack

The accessory pack includes all of the tools and accessories required for laminating a GRP roof. The rollers and brushes in this pack are designed for use with our resins. Other third party products are likely to be unsuitable for this purpose.

PRODUCT CODE
CUREITACCESSORY



### Application Roller

UNIT SIZE	PRODUCT CODE
70mm	ROLLER3
140mm	ROLLER6
230mm	ROLLER9




DOWNLOAD THE FREE CURE IT APP! GRP ROOFING SYSTEM

- Ready reckoner
- Product / Installation guides
- Fall helper



Download on the App Store

ANDROID APP ON Google play



### Laminating Brush


For detail work and bandaging.

UNIT SIZE	PRODUCT CODE
25mm	BRUSH1
50mm	BRUSH2
75mm	BRUSH3
100mm	BRUSH4



### Extension Pole and Swivel Sanding Pad

PRODUCT CODE
EXTENSIONPOLE SANDINGPAD



### Paddle Roller

A critical part of the system. Used to saturate the reinforcement mat with resin and remove trapped air.

UNIT SIZE	PRODUCT CODE
70mm	PADDEROLLERCUREIT3
140mm	PADDEROLLERCUREIT6
230mm	PADDEROLLERCUREIT9



### High Performance Hand Cleaner

UNIT SIZE	PRODUCT CODE
1L	HANDCURE



# Perfectly formed for the job.

## The next-generation GRP roofing system, to cover existing roofs

RoofCell is a next-generation, direct-lay, GRP roofing system which uses a proprietary technology to provide exceptional performance on a range of surfaces without the need for additional primer\* and is suited to larger areas for new projects as well as refurbishment applications.

It carries all of the benefits of GRP with the convenience of direct-lay application.

### Can be applied to...



www.roofcell.co.uk



UNIT SIZE	PRODUCT CODE
10kg	RESROOFCELL10
20kg	RESROOFCELL20

UNIT SIZE	PRODUCT CODE
10kg	TOPROOFCELL10
20kg	TOPROOFCELL20

UNIT SIZE	PRODUCT CODE
3M	TROLB300

RoofCell by CURE IT

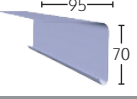


## A Trims

A170

- Product Code: TRA170

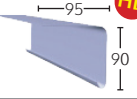
Fascia Trim - Fitted to roof edges to allow drainage.



A200

- Product Code: TRA200


Fascia Trim - Fitted to roof edges to allow drainage into gutter. Compatible with C1, C2 and C4 corner trims.



A250

- Product Code: TRA250

Fascia Trim - Fitted to roof edges to allow drainage into gutter. Compatible with C1, C2 and C4 corner trims.

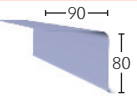


NEW TRIM

AF200

- Product Code: TRAF200

Advanced Drip Fascia Trim - The new design eliminates water kick-back and only requires a single support batten.

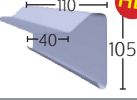


## B Trims

B230

- Product Code: TRB230

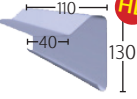
Raised Edge Trim - Flat roof edge detail to prevent water run off. Drip matches A170.



B260

- Product Code: TRB260

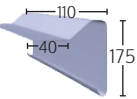
Raised Edge Trim - Flat roof edge detail to prevent water run off. Compatible with C1, C2 and C4 corner trims.



B300

- Product Code: TRB300

Deep fascia raised edge trim. Ideal for a warm roof specification. Drip matches with A250 trim.

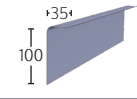


## C Trims\*

C100

- Product Code: TRC100

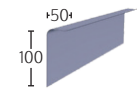
Simulated Lead Flashing - Replaces traditional lead flashing. Dark grey, non adhesive finish to simulate the appearance of lead.



C100L

- Product Code: TRC100L

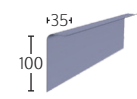
Simulated Lead Flashing Long Leg - As C100 with deep wall penetration.



C100MT

- Product Code: TRC100MT

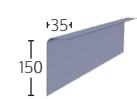
Simulated Lead Flashing with Moisture Trap - As C100 with integral self-securing moisture trap.



C150

- Product Code: TRC150

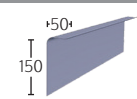
Simulated Lead Flashing - Replaces traditional lead flashing. Dark grey, non adhesive finish to simulate the appearance of lead.



C150L

- Product Code: TRC150L

Simulated Lead Flashing Long Leg - As C150 with deep wall penetration.



\*Do not topcoat


**HD** Heavy Duty Trim available

## D Trims

D260

- Product Code: TRD260

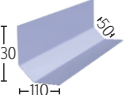
Wall Fillet - Asymmetric fillet trim for use against abutting walls. Also provides expansion.



D300

- Product Code: TRD300

Long Flange Wall Fillet - Extra wide asymmetric fillet for use against abutting walls. Also provides expansion.




## E Trims

E280

- Product Code: TRE280

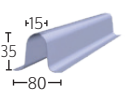
Raised Ridge Roll - Used as an expansion joint on larger roofs and to create rolls on any ridge details. Compatible with C5 preformed closures.



ER15

- Product Code: TRE15

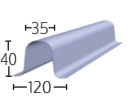
Simulated Zinc Standing Seam Trim - Simulates the appearance and finish of a traditional Zinc standing seam roof.



ER35/40

- Product Code: TRER35/40

Simulated Lead Rolled Joint (Rolled Rib) - Simulates the appearance of raised rolled lead joints. Compatible with C6 preformed closures.



## F Trims

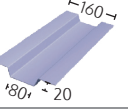
TRIM	LENGTH	PRODUCT CODE	TRIM	LENGTH	PRODUCT CODE
F150	150MM WIDTH - 20M	TRF150	F600	600MM WIDTH - 20M	TRF600
F150	150MM WIDTH - 10M	TRF15010MTR	F600	600MM WIDTH - 10M	TRF60010MTR
F300	300MM WIDTH - 20M	TRF300	F600	600MM WIDTH - 5M	TRF6005MTR
F300	300MM WIDTH - 10M	TRF30010MTR	F900	900MM WIDTH - 20M	TRF900
F300	300MM WIDTH - 3M	TRF3003MTR	F900	900MM WIDTH - 10M	TRF90010MTR

## G Trims

G180

- Product Code: TRG180

Gulley Trim - Used on larger roofs to aid drainage.

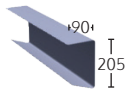


## S Trims

S500

- Product Code: TRS500

Soffit Trim - To fully encapsulate a concrete edge or similar roof edge detail.




## OLB Trim

NEW TRIM

OLB300

- Product Code: TROLB300

RoofCell Overlay Trim - Extra wide trim to encapsulate existing edge detail when using RoofCell.

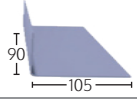


## AT Trims

AT195Int

- Product Code: TRAT195IT

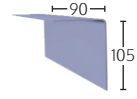
Internal Angle Trim - High adhesion surface on inner face for forming upstands, gutter floors etc.



AT195Ext

- Product Code: TRAT195E

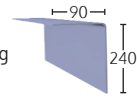
External Angle Trim - High adhesion finish on outer face for step details, cover flashings etc.



AT300Ext

- Product Code: TRAT300EXT

External Angle Trim - Extra-long external angle trim for encapsulating block/step features including parapet wall detail.




## Preformed Corners

C1

- Product Code: C1


Universal External Corner - For use with all A and B trims to form a left or right hand corner.



C2

- Product Code: C2L/C2R


Fillet to Trim - For use where a flat roof meets an abutting wall. Compatible with all A, B and D trims. Right and left corners available.



C3 (Int)

- Product Code: C3INT


Internal Fillet Corner - Used as a preformed internal corner for all D-trims. Avoids mitring in situ.



C3 (Ext)

- Product Code: C3IEXT


External Fillet Corner - Used as a preformed external corner for all D trims. Avoids mitring in situ.



C4

- Product Code: C4


Universal Internal Corner - For use with A200 and B260 trims to form a left or right hand corner.



C5

- Product Code: C5


Roof Ridge Closure - Preformed closure for use with E280 profiles.



C6 (ER35/40)

- Product Code: C6


Rolled Rib Closure - Preformed closure trim for use with ER35/40 profiles.



C7 (Int)

- Product Code: C7INT


Simulated Lead Flashing Corner - Preformed internal corner for C100 and C150 type flashings.



C7 (Ext)

- Product Code: C7EXT


Simulated Lead Flashing Corner - Preformed external corner for C100 and C150 type flashings.



C8B

- Product Code: C8B


Expansion Closure - For use on expansion joints. Compatible with E280 and all B trims.



C9A

- Product Code: C9A


Expansion Closure - For use on expansion joints. Compatible with E280 and all A trims.



C11D

- Product Code: C11D

Expansion Closure - For use on expansion joints. Compatible with E280 and all D trims.



## Other Essentials

	PRODUCT CODE		PRODUCT CODE
Eye Wash - 500ml bottle	EYEWASH500	Ring and Latch Lid - Re-sealable lid	LID
Disposable Gloves - 100 Latex Pack	GLOV		



# CURE IT<sup>®</sup>

GRP ROOFING SYSTEM

# PRODUCTS