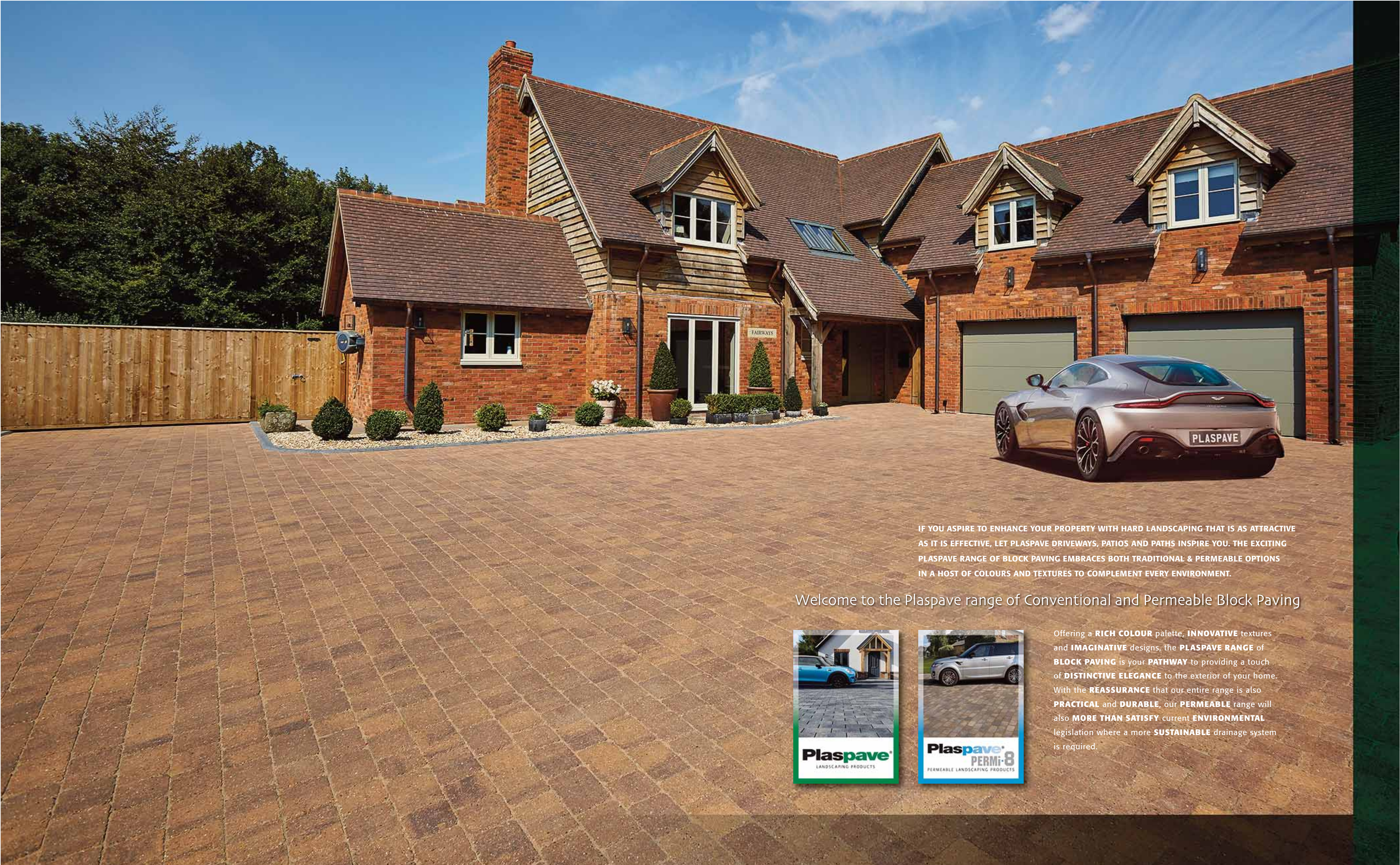


The Galleria



THE ULTIMATE EXPRESSION IN HARD LANDSCAPING





IF YOU ASPIRE TO ENHANCE YOUR PROPERTY WITH HARD LANDSCAPING THAT IS AS ATTRACTIVE AS IT IS EFFECTIVE, LET PLASPAVE DRIVEWAYS, PATIOS AND PATHS INSPIRE YOU. THE EXCITING PLASPAVE RANGE OF BLOCK PAVING EMBRACES BOTH TRADITIONAL & PERMEABLE OPTIONS IN A HOST OF COLOURS AND TEXTURES TO COMPLEMENT EVERY ENVIRONMENT.



Welcome to the Plaspave range of Conventional and Permeable Block Paving



Offering a **RICH COLOUR** palette, **INNOVATIVE** textures and **IMAGINATIVE** designs, the **PLASPAVE RANGE** of **BLOCK PAVING** is your **PATHWAY** to providing a touch of **DISTINCTIVE ELEGANCE** to the exterior of your home. With the **REASSURANCE** that our entire range is also **PRACTICAL** and **DURABLE**, our **PERMEABLE** range will also **MORE THAN SATISFY** current **ENVIRONMENTAL** legislation where a more **SUSTAINABLE** drainage system is required.

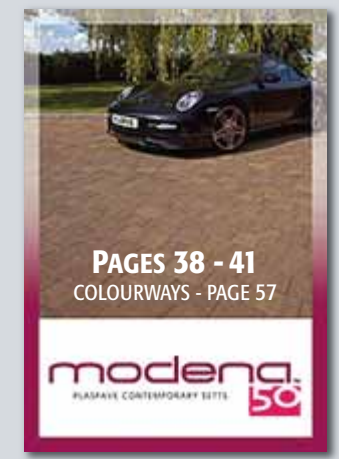
Creative Landscaping from PLASPAVE

PLASPAVE BLOCK PAVING can add value to any property, providing stunning approaches to your home, reviving and enhancing outdoor spaces. There is a product within our comprehensive range to personalise any property and meet every landscaping challenge and budget.



Whichever of our vibrant and exciting products you choose, you can be sure that **Plaspave Block Paving** will add **Style and Distinction** to your home and garden.

Cover Photography
Front cover: Sorrento Granite Stone
Inside cover: Sorrento Peakstone
Back cover: Sorrento Permi.8 Carrara Stone



Plaskerb

Our **PLASKERB** range of KERBS and ACCESSORIES has been specifically designed to give that distinctive edge to your driveway, path or patio. Edging not only looks good it is essential to prevent the escape of the laying course material from beneath the paving.



Our **10 YEAR PRODUCT GUARANTEE** is an important benefit of Plaspave products reflecting our confidence in the exacting performance specifications of our manufacturing processes and the resultant high quality of the finished products. Our 10 Year Product Guarantee is your extra peace of mind when you choose from our exciting range of hard landscaping.





The largest stone-effect sets in the Plaspave range, **SORRENTO** can be specified in eight distinctive colours, with three sizes of quarry fettle, tumbled sets in every pack to help achieve that individual look you desire.

Flair and Versatility *WHATEVER YOUR MOOD*





SARSEN STONE

FOR TECHNICAL GUIDE, COLOURS AND PATTERNS see page 51



CARRARA STONE



GRANITE STONE



PEAKSTONE



SORRENTO
PLASPAVE TUMBLED SETTS

The Perfect Balance

BETWEEN STYLE AND SUBSTANCE

BRUNELLO

SORRENTO

PLASPAVE TUMBLED SETTS

Plaspave Cobblestones & Setts



Subtle Shades *ENSURE A LASTING IMPRESSION*

CARRARA STONE



BRUNELLO



GRANITE STONE



RUSTIC GOLD



GRANITE STONE



Versatile Landscape Artistry
 TOUGH WITH RUGGED GOOD LOOKS, WHATEVER THE TERRAIN

SARZEN STONE



SORRENTO
 PLASPAVE TUMBLED SETTS

GRANITE STONE



PEAKSTONE

SORRENTO
PLASPAVE TUMBLED SETTS

Plaspave Cobblestones & Setts



Stunning Setts *FOR A VERY STYLISH SETTING*

SARSEN STONE



PEAKSTONE



SORRENTO
PLASPAVE TUMBLED SETTS

GRANITE STONE



SARSEN STONE



CARRARA STONE



Rich and colourful, **SORRENTO** creates a distinctive customised stone-effect that will appeal to the artist in you.

NIDDSTONE



A special order, blending **Sorrento** Granite Stone with **Sorrento** Carrara Stone produces **Sorrento Arissa** - in which contrasting but complementary colours provide the ideal option for a statement about your home that is dramatic as well as aesthetic.

SORRENTO
PLASPAVE TUMBLED SETTS



Uniquely Individual - Sorrento Arissa

A DRAMATIC FUSION OF COLOUR AND APPEARANCE

If you are seeking something uniquely individual that makes a dramatic statement about your property, **Sorrento Arissa** is the ideal choice. Supplied as separate packs or ready-blended packs for fast laying, **Sorrento Arissa** helps expand your design horizons through imaginative mix-and-match creating an individual look you desire.



FOR TECHNICAL GUIDE, COLOURS AND PATTERNS see page 51



BUFF



RUSTIC GOLD



Fabulous Flexibility *OFFERING THE ARTISTIC LICENCE TO EXPRESS YOURSELF*

Como cobble sets let you release your inner artist. Produced specifically as small-sized sets, **Como** is the perfect Plaspave product for expressing more complex design ideas.

GRANITE STONE



RUSTIC GOLD FOR TECHNICAL GUIDE, COLOURS AND PATTERNS see page 52



Transformation *IN THE ROUND*

TRADITIONAL BRINDLE

The small size of the **COMO** cobble setts means they are flexible enough to be combined with other Plaspave paving blocks and hard landscaping materials when the aim is to achieve intricate, innovative and imaginative shapes and patterns.




GRANITE STONE



RUSTIC GOLD



GRANITE STONE



Timeless Appeal *WITH A REASSURING AMBIANCE*

The earthy colours of **AMALFI** stone-effect megasetts create intriguing options for sweeping driveways to arrive by and inviting patios to step out onto. There is a warm and welcoming aspect to those rich tones, which combined with quarry-fettled edges give **AMALFI** paving a timeless appeal.

PEAKSTONE



CARRARA STONE



SARSEN STONE




CARRARA STONE




PEAKSTONE



CARRARA STONE



SARSEN STONE




PEAKSTONE

amalfi
PLASPAVE MEGASETT

Tastefully Warm and Welcoming
GIVING YOUR HOME A REASSURING AMBIANCE

Distinctive, attractive and effective, **AMALFI** is a versatile solution for many landscaping projects.

With Carrara Stone, Peakstone, Sarsen Stone and Granite Stone to choose from, **AMALFI** offers enough possibilities to satisfy most tastes and pattern requirements.



NIDDSTONE

Complementing the ever popular Sorrento Tumbled Setts, the newly-designed **GINESTRO** range of Weathered Setts adds a new dimension to the Plaspave collection.



GRANITE STONE



INSPIRATIONAL OPPORTUNITIES
Create your own Special Space



Available in four stunning stone-effect colours, **Ginestro Quad** is an economical choice, being light and easy to lay. This 50mm weathered sett is ideal for smaller driveways, patios and pathways, and its timeless appearance blends sympathetically with all surroundings.



NIDDSTONE

NIDDSTONE



NIDDSTONE

FOR TECHNICAL GUIDE, COLOURS AND PATTERNS see page 55




PEAKSTONE



Specially made to look attractively weathered from the moment it's laid, **GINESTRO TINI** offers the charm and character to harmonise with both new gardens and more established settings.

NIDDSTONE



Entrancing Colour WITH WEATHERED GOOD LOOKS

The entrancing colourways, compact size and lightness of **GINESTRO TINI** make it the perfect choice for smaller areas of hard landscaping - and it also creates exceptional edging when laid with Ginestro Quad around patios and drives. Its distinctive tumbled texture and subtle colourways deliver outstanding aesthetics to any property.

NIDDSTONE



One Winning Combination

LAI D TOGETHER, TWO NEWCOMERS EQUAL

When laid together, the smaller element sizes of **GINESTRO QUAD** and **GINESTRO TINI** Setts open up new opportunities for creative patterning.

PEAKSTONE

The impressive range of subtle weathered shades available offer new possibilities to design a driveway, patio or pathway that makes a real statement about your originality and style. **GINESTRO QUAD 'n' TINI** can also be combined with **COMO** to create striking visual motifs that allow you to personalise your property with flair, charm and functionality.

BURNT UMBER



NIDDSTONE



PEAKSTONE

NIDDSTONE


GINESTRO
QUAD
TINI
 PLASPAVE WEATHERED SETTS



MUTED, MODERN AND MAJESTIC FOR **Subtle Sophistication**

The larger elemental size that allows faster laying - and the mini-chamfered edges of the 60mm deep blocks that ensure smoother-running surfaces make **Modena 60** a modern, functional solution, while the marbling effects possible, with any of the four colours available, ensure that aesthetically this product remains a style classic.

GRANITE STONE



PEAKSTONE

FOR TECHNICAL GUIDE, COLOURS AND PATTERNS see page 56



GRANITE STONE

modena
PLASPAVE CONTEMPORARY SETTS **60**

Plaspave Cobblestones & Setts



Classical Elegance,
SOPHISTICATED AND CHIC Modern Lines

For a contemporary take on traditional hard landscaping, **Modena 60** brings sharp, clean lines to any outdoor area.

Enabling precise geometry in its patterning, **Modena 60** also provides an attractive smooth - running surface.

GRANITE STONE



RUSTIC GOLD



PEAKSTONE

Contemporary Styling *CRISP EDGES, CHIC FINISH*



GRANITE STONE



PEAKSTONE



GRANITE STONE



PEAKSTONE

TRADITIONAL BRINDLE



Geometric Progress *INTELLIGENTLY ENGINEERED*

modena™
PLASPAVE CONTEMPORARY SETTS 50



GRANITE STONE

Produced in 50mm thickness, **Modena 50** is available in a choice of five colours. Three of these colours differ from the Modena 60 palette – Charcoal, Brindle and Pewter – allowing landscaping designs that harmonise or contrast with the built environment.

Laid together, Charcoal and Pewter can create striking geometric patterns. Like Modena 60, the mini-chamfered edges of **Modena 50** ensure a smooth sleek finish for a modern look and feel.



RUSTIC GOLD

Colourful Look that's Right on Trend

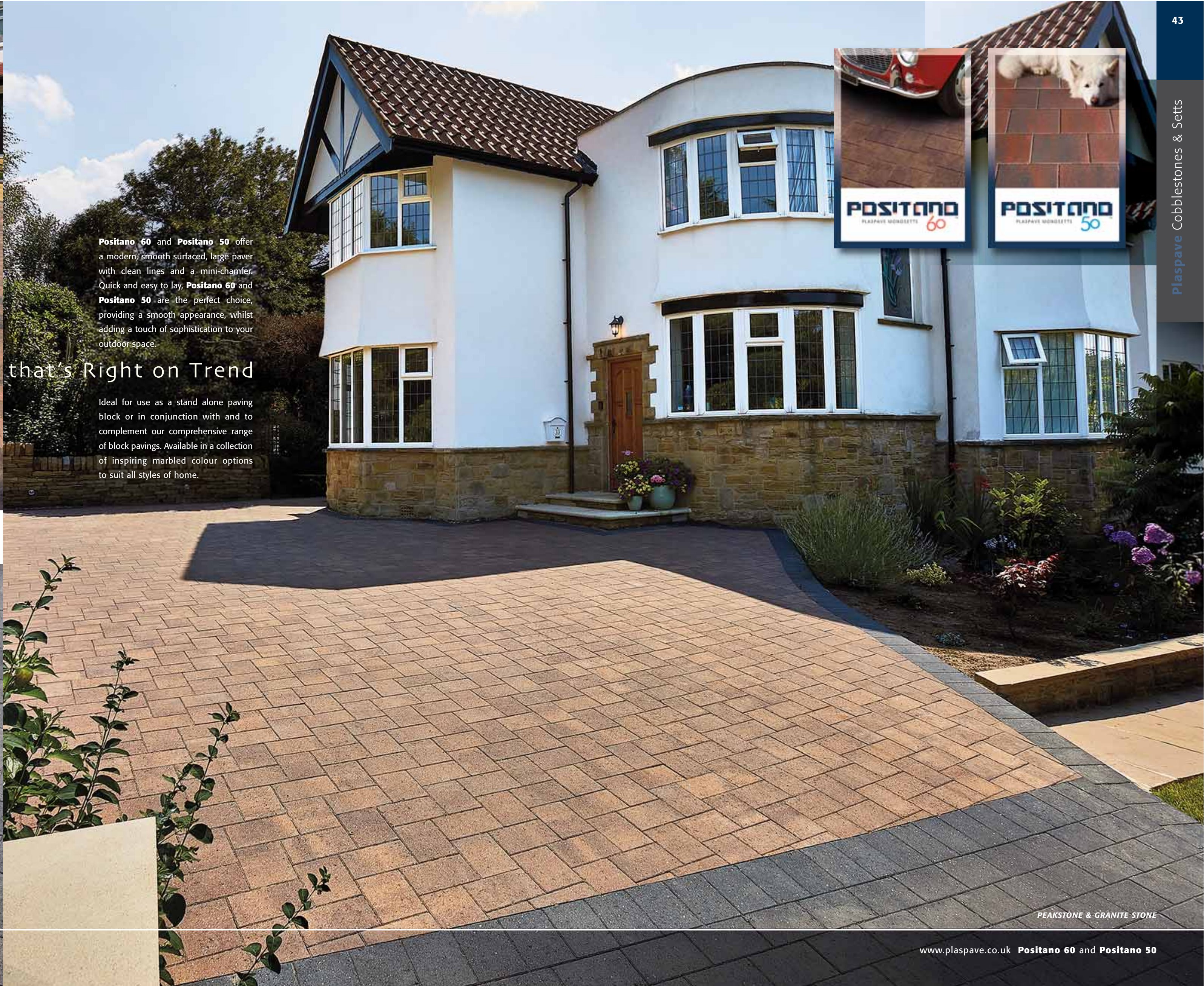
Positano 60 and **Positano 50** offer a modern, smooth surfaced, large paver with clean lines and a mini-chamfer. Quick and easy to lay, **Positano 60** and **Positano 50** are the perfect choice, providing a smooth appearance, whilst adding a touch of sophistication to your outdoor space.

Ideal for use as a stand alone paving block or in conjunction with and to complement our comprehensive range of block pavings. Available in a collection of inspiring marbled colour options to suit all styles of home.

FOR TECHNICAL GUIDE, COLOURS AND PATTERNS see page 58-59



GRANITE STONE



PEAKSTONE & GRANITE STONE





GRANITE STONE




GRANITE STONE AND TRADITIONAL BRINDLE



GRANITE STONE




TRADITIONAL BRINDLE



RUSTIC GOLD



Premia 60
SMOOTH WIDER PLASPAVE



When the requirement is to pave longer, wider drives, substantial patios and terraces or other extensive areas, **Premia 60** is the wise choice, with blocks that are larger than classic rectangular block paving. The bigger format provides the added strength, stability and easy interlocking recommended for more expansive landscaping projects, with fewer blocks needed to pave any given area.

In addition to their high aesthetic appeal, with three colourways available to provide harmony or contrast, low maintenance is a further benefit of **Premia 60** blocks, which feature a mini-chamfer for a smooth surface.

SMOOTH EXPANSIVE PAVING FOR
Making a Bigger Impression

GRANITE STONE



BUFF

FOR TECHNICAL GUIDE, COLOURS AND PATTERNS see page 61



TRADITIONAL BRINDLE



Plaspave 50



RED

For projects where the load-bearing requirement is lighter **Plaspave 50** rectangular block paving delivers cost savings without compromising visual appeal or versatility.

Plaspave 50 is easy on the eye, easy on the pocket and easy to lay in a variety of patterns.

Available in an array of five different colours, **Plaspave 50** is an attractive, light load-bearing block ideal for giving tired driveways, patios or paths a welcome facelift at an affordable price. It's an economical choice that exudes character and class.

Affordably Stylish *WITH TRADITIONAL GOOD LOOKS*



RUSTIC GOLD

Plaspave 80 rectangular block paving is ideal for applications where its higher compressive strength and increased depth ensures higher spot loading and enhanced lateral stability. Movement and 'pop-out' under repetitive turning is eliminated making **Plaspave 80** a classic paver that is perfect for both residential and commercial landscaping.



PLASPAVE 80 TRADITIONAL BRINDLE

FOR TECHNICAL GUIDE, COLOURS AND PATTERNS see page 61



TRADITIONAL BRINDLE

BUFF



GRANITE STONE

Perfect for hard landscaping projects of any size, **Plaspave Sixty** is a designer's dream. Combining renowned durability with dimensional accuracy, and available in a wide range of colours, **Plaspave Sixty** offers the design flexibility that ensures harmonisation with almost any architectural style or garden landscape.

Plaspave Sixty is the classic paver that is quickly and easily laid, and it is available in a comprehensive range of colours.



DURABILITY COMBINED WITH
Classic Laying Versatility

TRADITIONAL BRINDLE



Choose from eighteen vibrant and exciting products in the PLASPAVE range and you can be sure that our products will

Add Style & Distinction

to your home and garden


If you are seeking that extra touch of distinction for your landscaping project, Plaspave offers a range of **SPECIAL ORDER COLOURWAYS**. Look out for the Coloured Corners highlighting **SORRENTO Brunello, Niddstone and Arissa, MODENA 60 Rustic Gold, PLASPAVE 50 and Plaspave Sixty Granite Stone, and AMALFI PERMI.8 Brunello**. All these products are special colour products outside of the main Plaspave range which can be supplied to order where you want your driveway or patio to have that extra flourish of individuality.

SPECIAL ORDER COLOURWAYS



see pages 70/71 & 76

If you are looking for a sustainable approach, look out for our range of **PERMEABLE PAVING** highlighted on our colour range pages.



colourful earthy colourways for
Character and Individuality



BRUNELLO



SARSEN STONE



GRANITE STONE



PEAKSTONE



RUSTIC GOLD



ARISSA



CARRARA STONE



NIDDSTONE

SORRENTO is a stone-look sett with three sizes included in every pack and it's attractive quarry felled, tumbled look make it a very popular product. Its large element size and speed of random laying make it a firm favourite for any project. For a truly unique look, **ARISSA**, a blend of Carrara Stone and Granite Stone, can also be ordered, supplied as separate or ready-blended packs.

All LAYING PATTERNS shown are laid in Stretcher Bond.

SORRENTO
PLASPAVE TUMBLED SETTS

SORRENTO DIMENSIONS AND PACK INFORMATION

Thickness	60mm	
Size	Large	240mm x 160mm
	Medium	200mm x 160mm
	Small	160mm x 160mm
Average Pack contents		
	Large Units	77
	Medium Units	77
	Small Units	77
Pack coverage	7.35m ²	
Pack weight	1000kg	

With three sizes in every pack, these small cobblestones have a warm, aged appearance that is ideal for creating individually styled drives, pathways and patios. **COMO** is also perfect for combining with other Plaspave products creating novel detailing and edging contrasts.

All LAYING PATTERNS shown are laid in Stretcher Bond.

SPECIAL ORDER COLOURWAY



Small cobblestones that are ideal for
Imaginative, Flexible Spaces



BUFF



TRADITIONAL BRINDLE



RUSTIC GOLD




GRANITE STONE



COMO DIMENSIONS AND PACK INFORMATION

Thickness	60mm	
Size	Large	130mm x 80mm
	Medium	100mm x 80mm
	Small	80mm x 80mm
Pack coverage	7.68m ²	
Pack coverage	96 linear metres	
Pack weight	1020kg	

Using one full pack of **COMO** it is possible to construct two different **CIRCLE DESIGNS** or you can make them larger or smaller to create your ideal circle feature.



earthy colourways that always create
A Warm Welcome

This sizeable single piece tumbled set enables driveways to be constructed in an unusual and distinctive offset herringbone pattern. The quarry fettle edges of **AMALFI** combined with the rich stone effect colourways will create a most impressive approach to any home.

All LAYING PATTERNS shown are laid in Stretcher Bond except Carrara Stone laid in Offset Herringbone.



SARSEN STONE



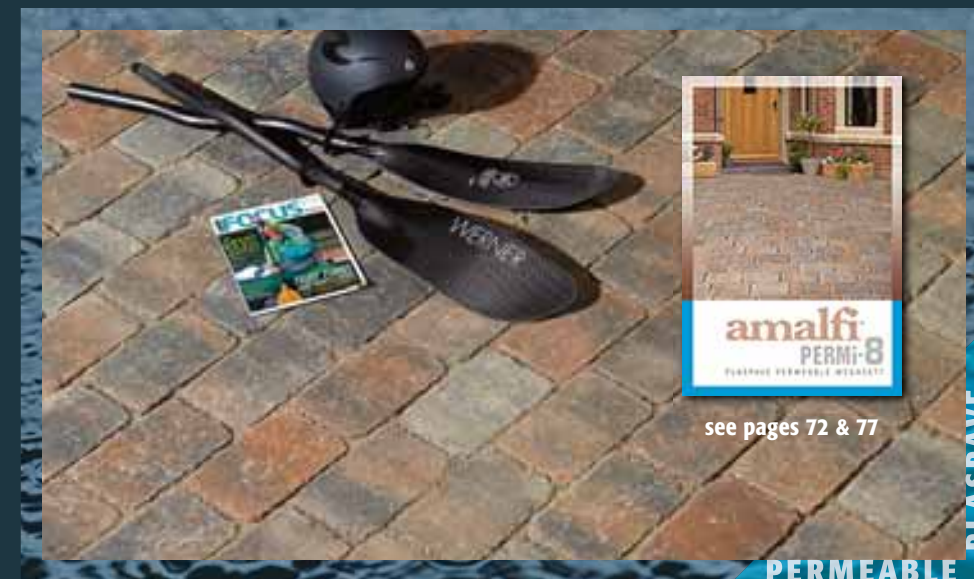
CARRARA STONE



GRANITE STONE



PEAKSTONE



see pages 72 & 77

PERMEABLE

AMALFI DIMENSIONS AND PACK INFORMATION

Thickness	60mm	
Size	240mm x 160mm	
Pack contents	180	
Pack coverage	6.91m ²	
Pack weight	960kg	

Designed to complement the popular Sorrento range, **GINESTRO QUAD** Weathered Setts are 164mm square making them light and easy to lay and they are ideal for smaller driveways and pathways. With a choice of four colours their textured appearance is a highly appealing alternative for any landscaping.

All LAYING PATTERNS shown are laid in Stretcher Bond.

light and easy to lay with
Timeless Appearance



BURNT UMBER



PEAKSTONE

GINESTRO QUAD DIMENSIONS AND PACK INFORMATION

Thickness	50mm
Size	164mm x 164mm
Pack contents	400 units
Pack coverage	10.75m ²
Pack weight	1209kg



GRANITE STONE



NIDDSTONE

Combine QUAD'n'TINI together to create the Ultimate in Flexibility

Laying Quad and Tini together can provide truly extensive and versatile laying patterns offering fantastic scope for achieving unusual patio and paving designs. **GINESTRO QUAD'n'TINI** can be laid randomly or in a more formal pattern adding charm and distinction to your home and garden.



charm and character with
Weathered Good Looks



charm and character with
Weathered Good Looks

The charming subtle stone-effect colourways of **GINESTRO TINI** Weathered Setts makes them a great choice for any outdoor space. Their small unit size allows versatile and flexible laying patterns perfect for that individual look.

All LAYING PATTERNS shown are laid in Stretcher Bond except for Burnt Umber and Granite Stone laid in 90° Herringbone.



PEAKSTONE



GRANITE STONE




BURNT UMBER



NIDDSTONE

GINESTRO TINI DIMENSIONS AND PACK INFORMATION

Thickness	50mm
Size	164mm x 123mm
Pack contents	480 units
Pack coverage	9.68m ²
Pack weight	1089kg



GINESTRO QUAD 'N TINI BURNT UMBER

The large elemental size of **MODENA 60** Setts highlights the marble effect of the colourways and their sharp, clean lines. The smooth mini-chamfered surface make this product the ideal choice for play areas and driveways alike.

Please note: MODENA 60 is produced in Plasmor EASTERN DIVISION

All LAYING PATTERNS shown are laid in Stretcher Bond.

SPECIAL ORDER COLOURWAY



attractive marbling for a
Colourful Choice
whatever the time of day



contemporary smooth texture makes
A Chic & Modern Statement

Available in 50mm and in a choice of five colours, **MODENA 50** offers a harmonious match or contrast to any style of home and garden. For those who seek a chic, contemporary finish, Modena 50 makes a modern and impressive statement.

Please note: MODENA 50 is produced in Plasmor WESTERN DIVISION


All LAYING PATTERNS shown are laid in Stretcher Bond.



GRANITE STONE



PEAKSTONE



BRINDLE



GRANITE STONE



SARSEN STONE



RUSTIC GOLD



PEWTER



CHARCOAL

MODENA 60 DIMENSIONS AND PACK INFORMATION

Thickness	60mm	
Size	Large	240mm x 160mm
	Medium	200mm x 160mm
	Small	160mm x 160mm
Average Pack contents		
	Large Units	80
	Medium Units	80
	Small Units	80
Pack coverage	7.68m ²	
Pack weight	1020kg	



PERMEABLE

PLASPAVE

see pages 73 & 77

MODENA 50 DIMENSIONS AND PACK INFORMATION

Thickness	50mm	
Size	Large	240mm x 160mm
	Medium	200mm x 160mm
	Small	160mm x 160mm
Average Pack contents		
	Large Units	95
	Medium Units	90
	Small Units	95
Pack coverage	8.96m ²	
Pack weight	1050kg	

Ideal for use as a stand alone paving block or in conjunction with and to complement Modena 60, **POSITANO 60** is offered in fashionable and smart Granite Stone and Charcoal as well as the warm earthy colourways of Rustic Gold and Peakstone.

Please note: POSITANO 60 is produced in Plasmor EASTERN DIVISION

All LAYING PATTERNS shown are laid in Stretcher Bond except for Granite Stone and Peakstone laid in 90° Herringbone.



Fast and easy to lay for that
Outstanding, Individual Approach



RUSTIC GOLD



TRADITIONAL BRINDLE



PEAKSTONE



GRANITE STONE



PEWTER



CHARCOAL



CHARCOAL



PEAKSTONE

POSITANO 60 DIMENSIONS AND PACK INFORMATION

Thickness	60mm
Size	240mm x 160mm
Pack contents	180 units
Pack coverage	6.91m ²
Pack weight	960kg

Positano 50 has a modern, sleek and uniform shape with clean lines and a mini-chamfer to emphasis and accentuate the up-to-the-minute look. Quick and easy to lay, Positano 50 is the perfect choice for any stylish landscaping.

Please note: POSITANO 50 is produced in Plasmor WESTERN DIVISION

All LAYING PATTERNS shown are laid in Stretcher Bond except for Granite Stone and Peakstone laid in 90° Herringbone.



Smooth, clean lines perfect for both
Contemporary & Traditional Homes



GRANITE STONE

POSITANO 50 DIMENSIONS AND PACK INFORMATION

Thickness	50mm
Size	240mm x 160mm
Pack contents	210 units
Pack coverage	8.06m ²
Pack weight	950kg

Premia 60 is considerably larger than traditional block paving and can be laid in various eye-catching patterns for a smoothly stylish, colourful option. The larger unit size also means that fewer blocks are needed to pave an extensive area.

All LAYING PATTERNS are Stretcher Bond except for Rustic Gold laid in 45° Herringbone.



strong, stable and ideal for
Larger Landscapes



RUSTIC GOLD



PREMIA 60 DIMENSIONS AND PACK INFORMATION

Thickness	60mm
Size	200mm x 125mm
Pack contents	272
Pack coverage	6.8m ²
Pack weight	950kg



TRADITIONAL BRINDLE



GRANITE STONE



loadbearing paving that is
Quick and Easy to Lay



GRANITE STONE



RED




RUSTIC GOLD



BUFF (PLASPAVE 50 & SIXTY ONLY)



CHARCOAL



see pages 74 & 78

PERMEABLE

Quick and easy to lay, **PLASPAVE 50** and **PLASPAVE SIXTY** rectangular block paving is the ideal choice for drives and patios where classic hard landscaping is required. **PLASPAVE 80** is the perfect option for residential and commercial applications and all offer excellent value for money.

All LAYING PATTERNS shown are 90° Herringbone except Red and Granite Stone shown laid in Stretcher Bond with Buff laid in Basket Weave.



PLASPAVE DIMENSIONS AND PACK INFORMATION

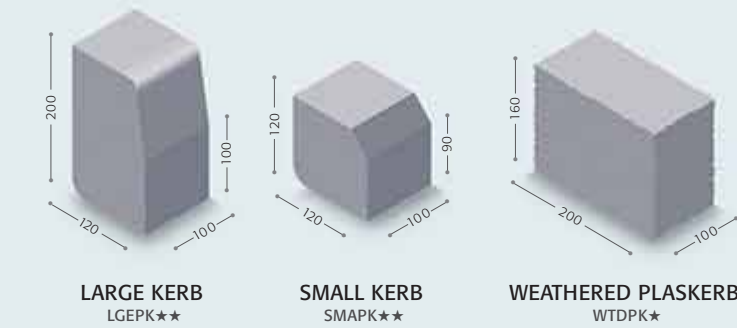
Size	200mm x 100mm
Plaspave 50 Thickness	50mm
Pack contents	488
Pack coverage	9.76m ²
Pack weight	1098kg
Plaspave Sixty Thickness	60mm
Pack contents	360
Pack coverage	7.2m ²
Pack weight	970kg
Plaspave 80 Thickness	80mm
Pack contents	296
Pack coverage	5.92m ²
Pack weight	1000kg

The **PLASKERB** range of **KERBS** and **ACCESSORIES** has been specifically designed to give that distinctive edge to your driveway, path or patio. Edging not only looks good but it is essential to prevent the escape of the laying course material from beneath the paving. Laid along the perimeter of a paved area, **PLASKERB** units also help to support traffic loads. They contain lateral movement and prevent rotation of the blocks under load.



PLASKERB EDGE RESTRAINTS

The Plaskerb range comprises of **LARGE** and **SMALL KERBS**, **WEATHERED PLASKERBS**, a range of special **RADIAL KERBS** and **SUPPLEMENTARY** units suitable for a variety of applications - see page 63. Plaskerb units are produced in two colours: Brindle and Charcoal, with the Weathered Kerb available in Granite Stone and Peakstone.



DIMENSIONS	LARGE KERB	SMALL KERB
Size (mm)	200 x 120 x 100	120 x 120 x 100
PACK INFORMATION		
Linear metres	14.4	21.6 / 25.2*
Pack weight (kg)	720	670 / 782*

WEATHERED KERB			
Size (mm)	200 x 160 x 100		
PACK INFORMATION	Laid 200mm wide	Laid 160mm wide	Laid 100mm wide
Linear metres	28.0	22.4	14.0
Pack weight (kg)	1000		

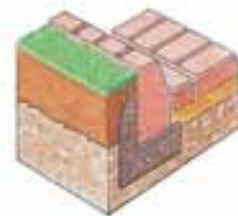
PLASKERB SHOULD BE ORDERED PER LINEAR METRE IN FULL PACKS
*WESTERN DIVISION

COLOUR SPECIFICATION KEY ** BRINDLE BL • CHARCOAL CL * GRANITE STONE GS • PEAKSTONE PS

You should discuss the following areas of detail with your paving contractor and these need to be agreed, planned into the design and included in the estimate:-

- **KERBS AND OTHER FORMS OF EDGE RESTRAINT**
- **DRAINAGE CHANNELS**
- **MANHOLES**

EDGE RESTRAINTS FOR PATHS AND DRIVEWAYS USING PLASKERB AND PLASPAVE BLOCKS



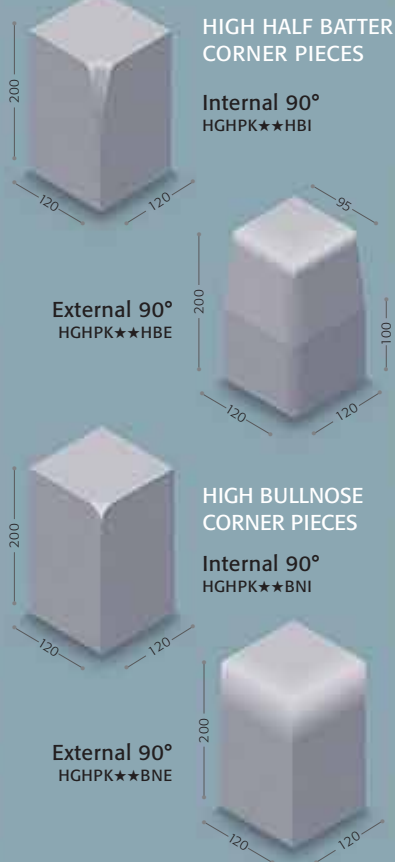
Edging with Plaskerb



Edging with Weathered Plaskerb Edging with Como Cobblestones



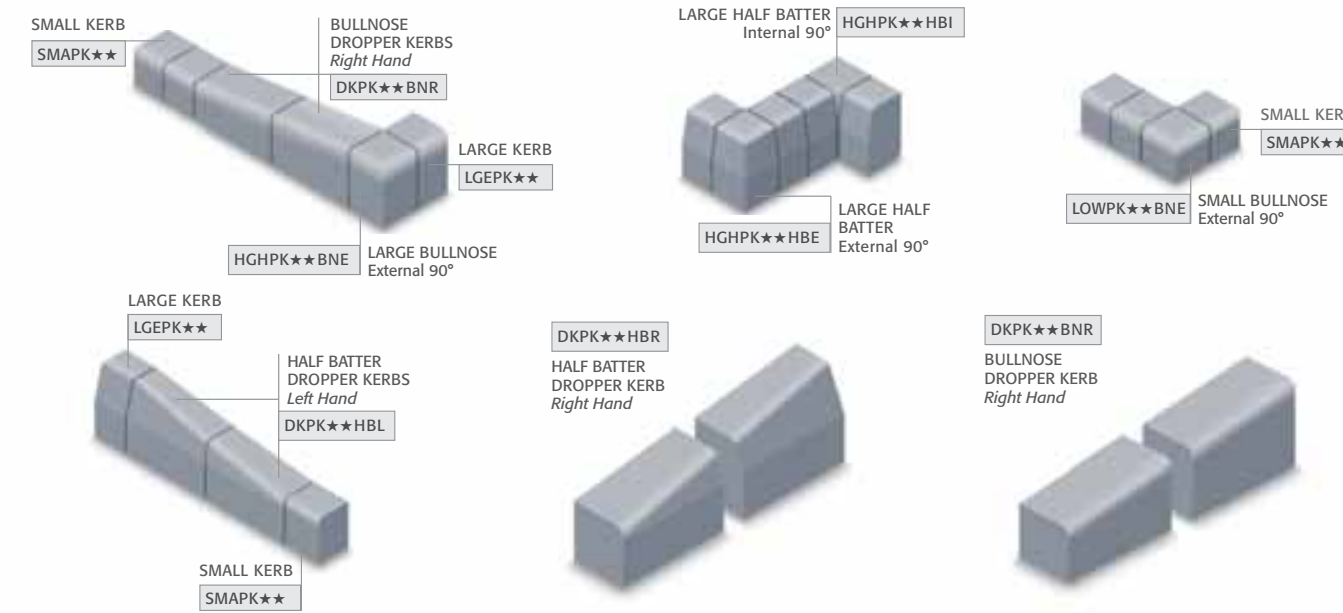
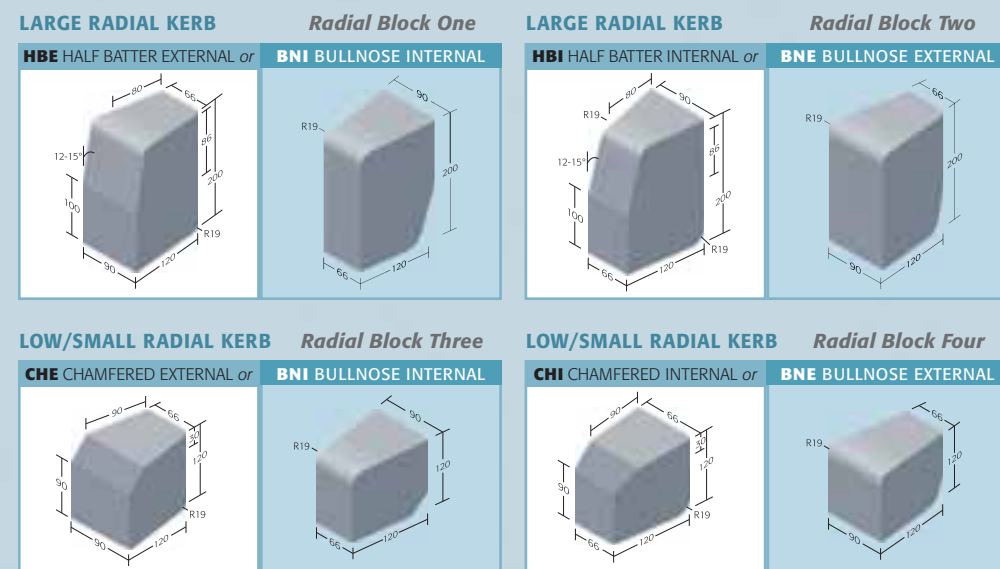
Edging with a double block string course Edging with a block soldier course



PLASKERB RADIAL BLOCKS HALF BATTER, CHAMFERED AND BULLNOSE

Available in two colours, **BRINDLE** and **CHARCOAL**, they can be used on their own or combined with standard Plaskerbs to create the finishing touches to any drive or patio area.

Plaskerb Radial Blocks have been designed to reduce the need for cutting on site. They are available in two sizes, large and small, and have two different profiles on each block. They can be laid one way with a half batter or the other way with a bullnose edge and are designed to complement the existing range of Plaskerbs and Accessories.



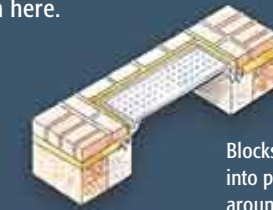
VERSATILE PLASKERB UNITS TO SUIT A RANGE OF APPLICATIONS

** COLOUR SPECIFICATION KEY
BRINDLE BL • CHARCOAL CL




MANHOLES

Plaspave laid in a stretcher or soldier course can be used to make a feature of unsightly ironwork such as manholes. Where the manhole cover has straight sides, blocks can be laid in a stretcher course and butted up against the unit. Alternatively, a recessed manhole cover can be incorporated into the laying pattern as shown here.

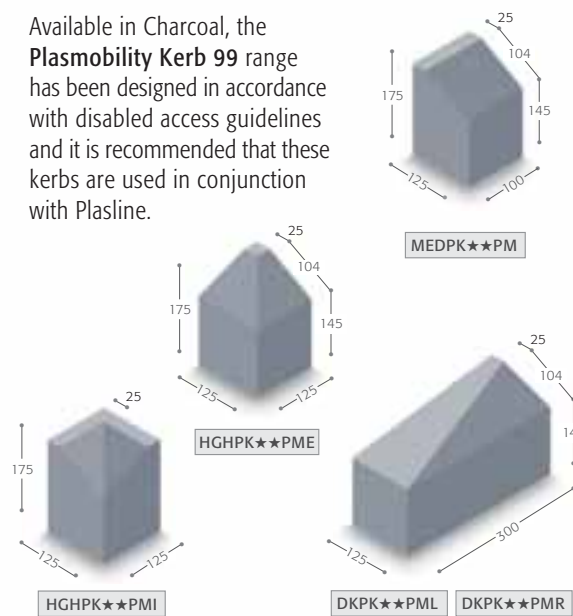


Blocks mortared into position around a cover



PLASMOBILITY Kerb 99

Available in Charcoal, the **Plasmobility Kerb 99** range has been designed in accordance with disabled access guidelines and it is recommended that these kerbs are used in conjunction with Plaseline.



PLASLINE MINI CHAMFERED PLASPAVE

Plaseline is appropriate for all surface areas subject to traffic by vehicles, wheelchairs, pushchairs. The minimal nature of the chamfer virtually eliminates the uncomfortable vibration and bumping associated with full chamfer paving. Maintenance is reduced as moss growth is minimised.

COMO CIRCLE STARTER SETT

This Starter Sett is ideal for use as the centre block of a Como Circle feature.



IMPORTANT READING FOR PAVING CONTRACTORS and DOMESTIC CUSTOMERS

FITNESS FOR PURPOSE

All products featured in this brochure are intended for residential /domestic use either as footpaths, patios or driveway/parking areas for cars and light vans. The manufacturer cannot be responsible for the loss of driveway integrity or paver damage resulting from overrun by trade vehicles, large vans, trucks, skips and similar heavy traffic. All Plaspave Concrete Block Paving products are manufactured by companies in the Plasmor Group under Quality Assurance BS EN ISO 9001:2015 and BS EN 1338:2003, including Weathering Resistance Class 2. Plasmor expects the paving contractors and householder to inspect packs of product prior to laying and in the unlikely event that any pack of product reaches you in an unsatisfactory condition, the Merchant Retailer should be notified immediately. **It is important to identify any defect that is visually apparent prior to laying as the manufacturer cannot be responsible for costs of uplifting and relaying.** All products supplied by Plasmor Limited are subject to standard Plasmor Conditions of Sale which outline the extent of our Manufacturer's liability.

CHOOSING A COLOUR

The colours in this brochure are as accurate as reprographic and four colour printing processes allow. **WHEN FINALLY DECIDING ON COLOURS, IT IS RECOMMENDED THAT CUSTOMERS SEE SAMPLES.** One of the positive benefits of Plaspave is that colours will appear to change very slightly in different levels of light. You will notice a difference between bright sunlight, summer and winter light, wet and dry. It should also be noted that while every effort is made to ensure the consistency of product colour and texture across batches and between factories some slight variation is possible. Please ensure you order all the packs you require so that they can be supplied from the same batch. Paving contractors should follow best laying practice - mixing product on the site from a minimum of three packs.

LAYING ADVICE

Please ensure you order all the packs you require so that they can be supplied from the same batch. Paving contractors should follow best laying practice - mixing product on the site from a minimum of three packs. Products such as Sorrento, Amalfi and Ginestro are rumbled during manufacturing and this process may leave a dusty residue on the surface of some pavers. This will weather in and be removed over time by rainfall - alternatively it could be removed more quickly by the application of a patio cleaner. This unavoidable residue, although it may be considered unsightly, will in no way affect the performance of the paving. Despite being randomly packaged in the pack, it may not be immediately obvious that Sorrento, Amalfi and Ginestro have a top and bottom - it is important to lay all blocks top upwards! The top face has deeper colours and superior texture. The spacer nibs are designed to work correctly only when all product is laid "top upwards". Please take a moment to familiarise yourself with the product and observe the positioning of the vertical spacer nibs.

EFFLORESCENCE and DIFFERENTIAL DRYING

Plaspave product ingredient mixes combined with modern, sophisticated curing technology contribute to reduce the incidence of EFFLORESCENCE. However, all concrete products have a tendency to be subject to efflorescence staining in their early life. This is a naturally occurring phenomenon which should not be regarded as cause for concern. Efflorescence is not detrimental to the performance of the pavers and is usually a temporary condition which tends to disappear with weathering over a period of time.

On occasions, darker patches may be visible on the surface of the paving blocks. This is due to DIFFERENTIAL DRYING and it will disappear over time as the blocks dry out. Differential drying occurs as a result of the paving blocks being cured at slightly different rates; they may subsequently dry out at different rates. This is no way detrimental to the strength, durability or performance of the product. Plasmor cannot be responsible for this temporary effect.



Plaspave
LANDSCAPING PRODUCTS

MEMBERS OF

Interpave
THE PRECAST CONCRETE PAVING
AND KERB ASSOCIATION



Plaspave's **10 YEAR PRODUCT GUARANTEE** is your **PEACE OF MIND** - full details available on request or visit www.plaspave.co.uk for further information

**For further information contact
one of the Plasmor Limited
regional telephone numbers:**

EASTERN ENGLAND:

01977 673221

WESTERN ENGLAND:

0151 423 1161

**or visit our website where you
can view inspirational homes
and gardens and contractor
and stockist details:**

TRADE VISITOR

www.plasmor.co.uk

HOME OWNER:

www.plaspave.co.uk

SORRENTO, AMALFI & GINESTRO TO IDENTIFY THE TOP

**With a right hand grip, the forward facing
right hand side of the block should have the
spacer-nib 25mm from the front edge.
If the spacer nib is 50mm from the front
edge then the block is upside down.**

It will soon become obvious that the visual
appeal of the project is improved when all blocks



are correctly laid top
upwards.

ERRORS, OMISSIONS AND CHANGES

Every effort has been made to ensure the accuracy of the information provided in this brochure but it is published errors and omissions excepted. No part of the brochure constitutes part of an actual or implied contract. Plasmor's Standard Terms and Conditions apply. Colours, textures, dimensions, weights are subject to manufacturing tolerances and the specification and availability of product ranges and colours may be subject to change without prior notice.

© Plasmor Ltd. September 2022

The Galleria



THE DEFINITIVE SOLUTION TO PERMEABLE HARD LANDSCAPING