



Product catalogue



OCTOBER 2024

Underlay,
Roof Defence
and Battens

Solar and
renewables

Clay plain tiles
and fittings

Clay pan tiles
and fittings

Concrete tiles
and fittings

Dry fix and
ventilation

Shingles
and Shakes

Marley
Weatherboard


Here to
Help



LEARN MORE

It's **more** than a roof

It's a Marley Solar Roof System.



You may just see a roof. But by selling a complete Marley Solar Roof System, you'll see the benefits of stocking all products from a single manufacturer, whilst making the most of the growing demand for roof integrated solar panels.

It's more than a roof.



MARLEY ROOF
SYSTEM WARRANTY



marley.co.uk

FIND OUT MORE  marley.co.uk

We want to make your project, or that of your client, as straightforward and successful as possible, so we're on hand to offer practical, experienced support in a range of useful ways.

This can be delivering urgent samples where and when they're needed, providing products that help you achieve an A+ rating and gain credits for your buildings, supplying bespoke fixing specifications, offering complete dry fixed ventilation solutions and much more.

In short, we're here to support you in any way we can and we're always happy to take some of the load off your shoulders.

Trust Marley to take the hassle out of roofing. If you ever need advice on any roofing related issue, you can rely on our team to give you a helping hand.



Find a stockist

visit marley.co.uk/stockists



Find an installer

visit marley.co.uk/installers

CONTENTS

- 4 THE MARLEY ROOF SYSTEM
- 6 UNIVERSAL UNDERLAYS
- 7 ROOF DEFENCE
- 8 JB RED BATTENS
- 10 PRODUCT SELECTOR
- 12 SOLAR AND RENEWABLES
- 16 CLAY PLAIN TILES AND FITTINGS
- 28 CLAY PANTILES AND FITTINGS
- 30 CONCRETE TILES AND FITTINGS
- 47 DRY FIX & VENTILATION SYSTEMS
- 60 DRY FIX & VENTILATION SYSTEM SELECTOR
- 62 FIXINGS
- 65 SHINGLES AND SHAKES
- 68 MARLEY WEATHERBOARD
- 70 HERE TO HELP
- 72 MINIMUM ORDER QUANTITIES
- 74 MANUFACTURING & STOCKING LOCATIONS



All factories certified to ISO 9001, ISO 14001, OHSAS 45001



Tell me more

Call 01283 722588

Email info@marley.co.uk

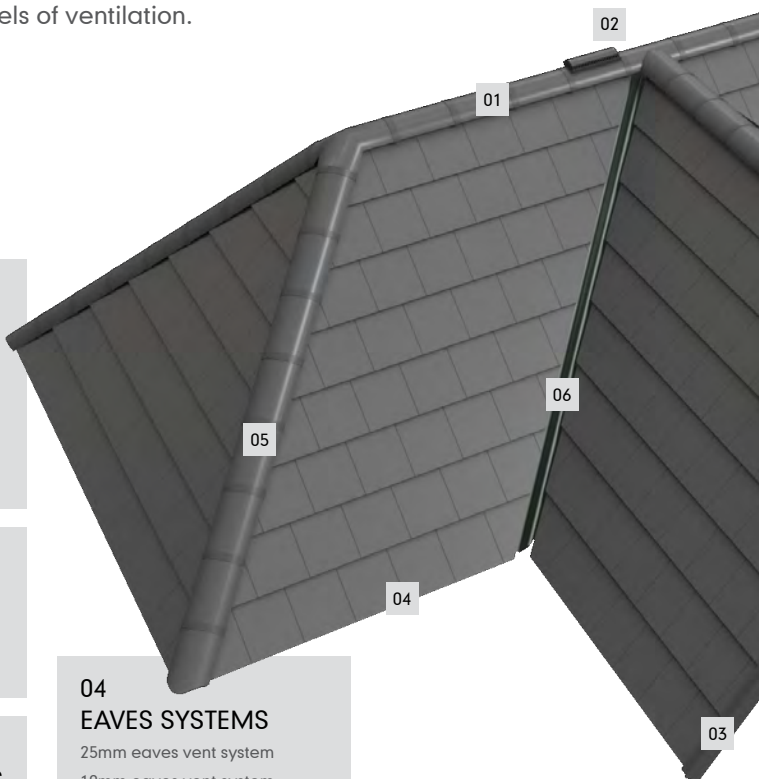
Or visit marley.co.uk

FIND OUT MORE marley.co.uk

THE MARLEY ROOF SYSTEM

We offer the most comprehensive roof system on the market, covered by a 15 year warranty.

Our dry fix, ventilation and solar solutions are a key part of our roof system, enabling flexibility in design and detailing; offering weatherproofing, security and refined aesthetics, as well as providing excellent levels of ventilation.



01 DRY RIDGE SYSTEMS

Universal RidgeFast system
(page 53)

Ventilated dry ridge system
(page 53)

Dry mono ridge system
(page 54)

02 RIDGE VENT TERMINALS

(page 54)

03 DRY VERGE SYSTEMS

Universal dry verge system
(page 49)

Edgemere dry verge system
(page 49)

Ashmore dry verge system
(page 50)

Continuous dry verge system
(page 50)

Cloak verge systems (page 51)

04 EAVES SYSTEMS

25mm eaves vent system

10mm eaves vent system

(page 48)


05 DRY HIP SYSTEMS

Universal HipFast system
(page 52)

Dry hip system (page 52)

06 DRY VALLEY SYSTEM

Universal dry valley system
(page 51)



07

11

10

09

08

**10
BATTENS**
JB-Red battens (page 8)
Batten end clip (page 9)

**08
ABUTMENT SYSTEMS**
Top abutment ventilation system (page 55)
Dry fix soakers (page 55)
Lead replacement roll (page 56)

**11
MARLEY SOLAR RENEWABLES**
A range of PV solar tiles fittings, batteries, inverters and other accessories to provide complete renewable energy systems from roof to road. (pages 12-15)

**07
ROOF SLOPE SYSTEMS**
Universal tile vent and contour vent terminals (page 57)
Tile ventilation terminals (page 58)
Contour and in-line vents (page 58)

**09
UNDERLAYS**
Universal vapour permeable
Universal non-breathable (page 6)

ALSO AVAILABLE:
GRP bonding gutters (page 56)
Slate accessories (page 59)

UNIVERSAL UNDERLAYS

Marley Universal Vapour Permeable and Non-Permeable underlays are high performance roof membranes which are zone 1-5 compliant, in accordance with BS 5534.



UNIVERSAL VAPOUR PERMEABLE UNDERLAY (LR)

- ▲ Vapour permeable
- ▲ High tensile and tear strength
- ▲ Clean and easy to handle
- ▲ Durable
- ▲ UV resistant
- ▲ BBA approved – certificate no. 19/5678
- ▲ Integrated tape for sealing laps
- ▲ Guidance lines for minimum laps
- ▲ Suitable for vertical applications
- ▲ Fabric weight 170g/m²



UNIVERSAL NON-PERMEABLE UNDERLAY (HR)

- ▲ Non-permeable
- ▲ High tensile and tear strength
- ▲ Clean and easy to handle
- ▲ Durable
- ▲ UV resistant
- ▲ BBA approved – certificate no. 19/5673
- ▲ Lightweight alternative to traditional IF
- ▲ Integrated tape for sealing laps
- ▲ Guidance lines for minimum laps
- ▲ Fabric weight 116g/m²



UNIVERSAL 125 VAPOUR PERMEABLE UNDERLAY (LR)

- ▲ Vapour permeable
- ▲ Integrated tape for sealing laps
- ▲ Excellent resistance to water penetration
- ▲ Clean and easy to handle
- ▲ For roof applications
- ▲ Durable
- ▲ UV resistant
- ▲ Guidance lines for minimum laps
- ▲ Fabric weight 125g/m²

ROOF DEFENCE

Marley's Roof Defence firestop is designed to provide fire resisting performance between separate properties.

Roof Defence forms a fire-resistant barrier below the roof and ridge tiles – and above the party walls or spandrel panels below the roof covering – which separate different properties within roof spaces or provide lines of compartmentation, typically in attached or terraced housing.

Roof Defence is manufactured from low smoke zero halogen, highly intumescent flexible material.


Roof Defence is provided in a roll format and covered with a protective layer of polythene for ease of handling and to protect from water.



A Roof Defence expands to fill the cavity beneath roof tiles and above party wall to prevent spread of fire between properties

B Roof Defence Intumescent Fire Barrier 6.3m

C Roof Defence Intumescent Ridge Cap



ADVANTAGES

- ▲ Provides fire resistance performance up to 60 minutes
- ▲ Ideal for multi-home compartments/shared roof space buildings
- ▲ Tested using the general principles of BS EN 1363-1:2020 with additional guidelines from TDG 19(Nov 2017)
- ▲ Tested for a maximum gap of 96mm
- ▲ Suitable for masonry stud wall construction*
- ▲ Low profile design suitable for wide range of tile profiles
- ▲ Patent pending design
- ▲ Flexible and lightweight
- ▲ Quick and easy to install
- ▲ No special tools required
- ▲ Compact design (6.3m roll) for easy storage and handling
- ▲ Compatible with new and refurb solutions
- ▲ No maintenance required after installation

* Tested in conjunction with combustible breather membrane, timber battens and mechanical fixed ridge tiles (dry fix - no mortar)

JB RED BATTENS



Only battens that have been pre or factory graded to BS 5534 can be called or used as 'Roofing Battens'.

JB Red completely meets the BS 5534 and NHBC requirements for fully graded roofing battens and it is the only UK factory graded roof batten certified by the BBA (Certificate 19/5668). The battens are exceptionally strong and have full chain of custody certification and JB Red was the first roofing batten to achieve CCPI verification.


Its distinctive red colour means that it is highly visible on site, therefore Local Authority Building Control, NHBC and other inspectors can see that high quality, pre-graded and compliant battens have been used.

JB Red is manufactured using a state of the art, high speed camera and laser grading machine to ensure consistent levels of size and quality.

JB Red is Kopper's MicroPro® treated and carries a 60 year life expectancy against attack by wood rotting fungi and insects.

BENEFITS OF JB RED

- ▲ Pre-graded to all the size and strength requirements of BS 5534 for roofing battens. No further grading is required.
- ▲ Manufactured from slow grown, high grade timber and marked according to BS 5534 showing supplier name, origin/species, grade and size



- ▲ Only kiln dried sideboard timber is used to ensure stability and dimensional accuracy
- ▲ Reduced wastage through state of the art mechanical grading
- ▲ JB Red is LABC registered and is approved for use by local authorities
- ▲ The product and process are UKAS third party assessed by the BBA with a BBA Agrément certificate (19/5668)
- ▲ JB Red is CCPI verified (001500013/1025)
- ▲ Treated to BS 8417 Usage Class 2, using Koppers MicroPro® with a unique red colour
- ▲ 60 year life expectancy against insect attack and wood rotting fungi (when installed correctly in accordance with the requirements of Usage Class 2)

JB RED BATTEN SIZES

25mm x 38mm, 25mm x 50mm, 38mm x 50mm,
50mm x 50mm

Solar and
renewablesClay plain tiles
and fittingsClay pan tiles
and fittingsConcrete tiles
and fittingsDry fix and
ventilationShingles
and ShakesMarley
WeatherboardHere to
Help

BATTENS



TYPE A BROWN BATTENS

Type A Brown is a range of traditional standard quality, sawn timber, treated with Kopper MircoPro® brown treatment. Suitable for use as counter battens and for all internal applications.

TYPE A BROWN BATTEN SIZES

19mm x 38mm, 25mm x 38mm, 25mm x 50mm

COUNTER BATTENS

Marley counter battens are for matching in with existing battens or when used over wider rafter centres. Available in a selection of sizes and preservative treated.

COUNTERBATTEN SIZES

6mm x 25mm, 10mm x 38mm

JB SPECIALTY

Marley offers a full range of roofing timbers, for use above truss or rafter level – all of which are preservative treated.



Lead roll



Corner to corner



Feather edge/firring

SIZES

50mm x 50mm Corner to corner

50mm x 50mm Firring

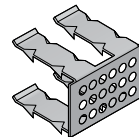
50mm x 50mm Lead roll

75mm x 75mm King roll

BATTEN END CLIPS

These are for use with all dry verge units. Easily fitted to the batten end, they provide easy, fast and positive fixing of dry verge units to the batten end.

Compliant with BS 8612.
Code 30214.



LARGE SECTION ROOFING, COUNTER AND NON-STANDARD BATTENS

Available in a selection of sizes and preservative treated.

SIZES

38mm x 50mm, 47mm x 50mm

Solar and
renewablesClay plain tiles
and fittingsClay pan tiles
and fittingsConcrete tiles
and fittingsDry fix and
ventilationShingles
and ShakesMarley
WeatherboardHere to
Help

PRODUCT SELECTOR

MARLEY SOLARTILE® & RENEWABLES




410



335



ARCBOX



SOLAR KITS



RENEWABLES

Features	High output Sleek aesthetics	High output Sleek aesthetics	Making solar even safer	Comprehensive range	Integrated solar solutions
Size	1134 x 1722mm	1000 x 1686mm	n/a	n/a	n/a
Min. pitch	20°	20°	n/a	n/a	n/a
Max. pitch	60°	60°	n/a	n/a	n/a
Peak power	410Wp	335Wp	n/a	n/a	n/a
Page	13	14	13	14	15

CLAY PLAIN TILES



HAWKINS



ACME SINGLE
CAMBER



CANTERBURY

Features	Machine-made Single camber	Machine-made Single camber	Handmade Single camber
Size	265 x 165mm	265 x 165mm	265 x 165mm
Min. pitch	30°	30°	40°
Max. pitch	90°	90°	90°
No. of colours	5	11	1
Page	17	18	22

CLAY PANTILES



LINCOLN

SHINGLES & SHAKES



SHINGLES



SHAKES

CLADDING



WEATHERBOARD


Features	Clay pantile Open gauge	Machine-cut	Hand split	Durable cladding
Size	375 x 250mm	Various	Various	3600 x 200mm
Min. Pitch	15°	14°	20°	n/a
Max. Pitch	70°	90°	90°	n/a
No. Colours	2	1	1	5
Page	29	66	67	68

CONCRETE TILES



PLAIN

Cross camber



ASHMORE

Interlocking double
plain tile

EDGEMERE

Thin leading edge
Cost-effective
alternative to slate

DUO EDGEMERE

Thin leading edge
Replicates smaller
format slates

RIVEN EDGEMERE

Thin leading edge
Randomised
texture

Features	Cross camber	Interlocking double plain tile	Thin leading edge Cost-effective alternative to slate	Thin leading edge Replicates smaller format slates	Thin leading edge Randomised texture
Size	267 x 168mm	267 x 333mm	420 x 330mm	420 x 330mm	420 x 330mm
Min. pitch	35°	22.5°	17.5°	17.5°	17.5°
Max. pitch	90°	90°	90°	90°	90°
No. of colours	8	3	4	4	2
Page	31	32	33	34	35



MODERN

Flat appearance



DUO MODERN

Flat appearance
Replicates smaller
format slates

MENDIP

Double pantile



MENDIP 12.5

Double pantile
Low pitch

LUDLOW MAJOR

Simple, strong lines
Ideal for
refurbishment

Features	Flat appearance	Flat appearance Replicates smaller format slates	Double pantile	Double pantile Low pitch	Simple, strong lines Ideal for refurbishment
Size	420 x 330mm	420 x 330mm	420 x 330mm	420 x 330mm	420 x 330mm
Min. pitch	17.5° (Smooth)	17.5° (Smooth)	15° (Smooth)	12.5°*	22.5° (Smooth)
Max. pitch	90°	90°	90°	44°	90°
No. of colours	6	2	7	3	6
Page	36	37	38	39	40



LUDLOW PLUS

Small format
Ideal for
refurbishment

DOUBLE ROMAN

Traditional profile



WESSEX

Clean lines
Water shedding
efficiency

ANGLIA

Bullnose leading
edge
Classic pantile

Features	Small format Ideal for refurbishment	Traditional profile	Clean lines Water shedding efficiency	Bullnose leading edge Classic pantile
Size	387 x 229mm	420 x 330mm	420 x 330mm	387 x 230mm
Min. pitch	22.5° (Smooth)	22.5° (Smooth)	15°	25° (Smooth)
Max. pitch	90°	90°	44°	90°
No. of colours	5	6	2	3
Page	41	42	43	44

* The minimum recommended pitch and lap may be influenced by special circumstances, please contact the Technical Advisory Service.



Underlay,
Roof Defence
and Battens

Solar and
renewables

Clay plain tiles
and fittings

Clay pan tiles
and fittings

Concrete tiles
and fittings

Dry fix and
ventilation

Shingles
and Shakes

Marley
Weatherboard

Here to
Help

▲
Solar and
renewables

MARLEY SOLARTILE® 410Wp

Designed to form an integral part of the fabric of the roof, this photovoltaic panel delivers a peak power output of 410Wp, along with sleek aesthetics and long-lasting, maintenance-free performance.



TECHNICAL DATA

Size	1134mm wide x 1722mm high
Aperture area	1.885m ²
Minimum pitch*	20°
Maximum pitch	60°
Body thickness	70mm
Weight	25.0kg
Static roof loading	12.8kg/m ² (distributed)
Characteristic wind resistance	4.42kPa
Ultimate design load*	4.24kPa
Positive design load (IEC 61215)	5.4kPa
Fire rating EN 13501-5	B _{ROOF} (T1, T2, T3, T4)
Authority**	IEC 61215, 61730, TUV, MCS05, MCS12
Compatible roof coverings	All Marley concrete and clay plain, and interlocking tiles. Also compatible with tiles and slates of other manufacturers

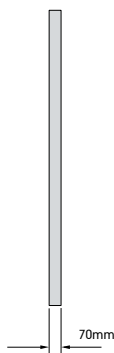
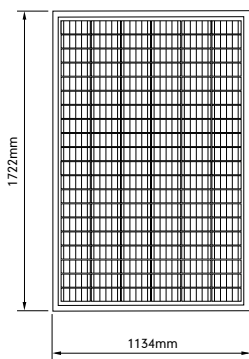
ELECTRICAL DATA

Model	MAPV410-M10
Peak power	410Wp
Efficiency	21.5%
No. of cells	54x2
Max. power voltage (V_{mpp})	31.02V
Max. power current (I_{mpp})	13.06V
Open circuit voltage (V_{oc})	37.23V
Short circuit current 9 (I_{sc})	13.72A
NOCT†	45°C
Cell type	Monocrystalline Silicon
Power temperature co-efficient	-0.35%/°C
Current temperature co-efficient	0.05%/°C
Voltage temperature co-efficient	-0.28%/°C
Max. system voltage	1000 V _{DC}
Max. fuse rating	25 A
Safety classification	Class II
Electrical connectors	Genuine Stäubli MC4 PV-KST4, PV-KBT4

* Design resistance to ultimate loads includes a partial material safety factor of 1.0

** Marley SolarTile® is the only roof-integrated solar system accredited with the highest resistance to spread of flame and fire penetration in all European fire tests.

† Nominal operating cell temperature



*MARLEY ROOF SYSTEM WARRANTY



80% EFFICIENCY GUARANTEE



EXPECTED PANEL LIFESPAN

* Terms and conditions apply

ARCBOX

Making solar even safer

The ArcBox enclosure simply snaps around a DC connector to ensure that, if an arc ever occurs, it is safely contained and doesn't spread to combustible materials in or around the solar installation. The effectiveness of the product has been independently verified by the KIWA fire test laboratory and Loughborough University.





MARLEY SOLARTILE® 335Wp

Marley SolarTile® 335Wp photovoltaic panels are the perfect solution for domestic properties with smaller roof areas, or obstacles in the roof such as dormers or roof windows.

TECHNICAL DATA

Size	1000mm wide x 1686mm high
Aperture area	1.622m ²
Minimum pitch*	20°
Maximum pitch	60°
Body thickness	69mm
Weight	21.7kg
Static roof loading	12.9kg/m ² (distributed)
Characteristic wind resistance	5.32kPa
Ultimate design load*	5.32kPa
Fire rating EN 13501-5	B _{ROOF} (T1, T2, T3, T4)
Authority**	IEC 61215, 61730, TUV, MCS05, MCS12
Compatible roof coverings	All Marley concrete and clay plain, and interlocking tiles. Also compatible with tiles and slates of other manufacturers

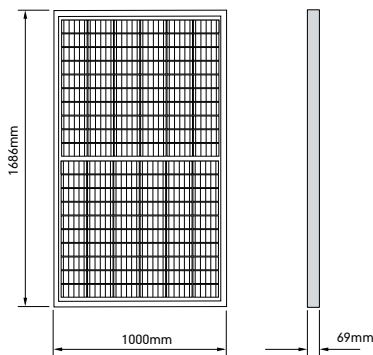
ELECTRICAL DATA

Model	PV16-336-G1
Peak power	335Wp
Efficiency	20.7%
No. of cells	60x2
Max. power voltage (V _{mpp})	34.7V
Max. power current (I _{mpp})	9.7V
Open circuit voltage (V _{oc})	37.3V
Short circuit current I (I _{sc})	10.3A
NOCT†	44°C
Cell type	Mono
Power temperature co-efficient	-0.38%/°C
Current temperature co-efficient	0.05%/°C
Voltage temperature co-efficient	-0.30%/°C
Max. system voltage	1000 V _{DC}
Safety classification	Class II
Electrical connectors	Genuine Stäubli MC4 PV-KST4, PV-KBT4


* Design resistance to ultimate loads includes a partial material safety factor of 1.0

** Marley SolarTile® is the only roof-integrated solar system accredited with the highest resistance to spread of flame and fire penetration in all European fire tests.

† Nominal operating cell temperature



* Terms and conditions apply



MARLEY SOLARTILE® KITS

Marley supplies a comprehensive range of fixing kits for our 335 and 410 SolarTile® to fit varying array layouts. There are also conversion kits to fit around Velux windows.

MARLEY RENEWABLES

The Marley Solar Roof System provides a sleek, integrated solar solution that combines roof security with solar power generation.

For battery and inverter compatibility contact our Technical Advisory Service on 01283 722330.



SOLAR INVERTERS

A choice of Solar Inverters to maximise self-consumption of the generated solar energy.

- ✓ Clearline single phase string inverters for residential solar applications from 0.67kWp up to 9.0kWp
- ✓ ES G2 Hybrid Solar Inverter Compact and efficient inverter for optimised solar energy back-up



BATTERY STORAGE

Specially designed for superior performance in residential applications.

- ✓ Lynx Home U Series Battery Flexibility for self-consumption and back-up applications, with a wide capacity range scalable from 5.4 – 32.4 kWh



ELECTRIC VEHICLE CHARGER

Power from the roof to the road.

- ✓ Clearline 7kW EV Charging Point
- ✓ Charge your car with power from your solar panels



Underlay,
Roof Defence
and Battens

Solar and
renewables

Clay plain tiles
and fittings

Clay paniles
and fittings

Concrete tiles
and fittings

Dry fix and
ventilation

Shingles
and Shakes


Marley
Weatherboard

Here to
Help




▲
Clay plain tiles
and fittings

HAWKINS



Single cambered (longitudinal), machine-made clay tile, manufactured for over 150 years. This heritage, combined with modern firing techniques, gives a traditional colour range.



COLOUR AVAILABILITY



Key
(F) Fine sanded finish
(S) Smooth finish
(T) Textured finish



TECHNICAL DATA

Size of tile	265mm x 165mm	
Minimum pitch*	30°	
Maximum pitch	90°	
Minimum headlap	65mm (roof)	35mm (vertical)
Maximum gauge	100mm (roof)	115mm (vertical)
Tile thickness	11mm (nominal)	
Cover width	165mm (nominal)	
Covering capacity (net)	60 tiles/m ² at 100mm gauge (roof)	53 tiles/m ² at 115mm gauge (vertical)
Weight of tiling (approx.)	64kg/m ² (0.63 kN/m ²) at 100mm gauge (roof)	56kg/m ² (0.55 kN/m ²) at 115mm gauge (vertical)
Battens required (net)	10.0 lin.m/m ² at 100mm gauge (roof)	8.7 lin.m/m ² at 115mm gauge (vertical)
Batten size recommended	38mm x 25mm for rafters/supports not exceeding 600mm centres (fixed to BS 5534)	
Tile nails	38mm x 2.65mm	
Authority	BS EN 1304	

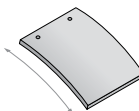
* The minimum recommended pitch and lap may be influenced by special circumstances, please contact the Technical Advisory Service.

SUSTAINABILITY

- ✓ A⁺ rated in the BRE Green Guide (based on generic rating for UK produced clay plain tiles Element Ref: 812410006)
- ✓ BES 6001 Responsible Sourcing certified

PRODUCT INFORMATION

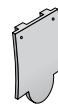
Tile camber
Single camber



Feature tiles

For advice on the use of feature tiles in main roof areas contact the Technical Advisory Service.

† Made to order




ACME SINGLE CAMBER

SINGLE COLOUR RANGE


Natural clay, machine-made, single cambered (longitudinal) plain tiles, offering crisp, contemporary lines and the warmth and character of clay at an affordable price.




COLOUR AVAILABILITY




Red Smooth (S)




Red Sandfaced (F)



Grey Sandfaced (F)



Heather
Sandfaced (F)



Farmhouse Brown
Sandfaced (F)

Key

(F) Fine sanded finish
(S) Smooth finish

TECHNICAL DATA

Size of tile	265mm x 165mm	
Minimum pitch*	30°	
Maximum pitch	90°	
Minimum headlap	65mm (roof)	35mm (vertical)
Maximum gauge	100mm (roof)	115mm (vertical)
Tile thickness	11mm (nominal)	
Cover width	165mm (nominal)	
Covering capacity (net)	60 tiles/m ² at 100mm gauge (roof)	53 tiles/m ² at 115mm gauge (vertical)
Weight of tiling (approx.)	64kg/m ² (0.63 kN/m ²) at 100mm gauge (roof)	56kg/m ² (0.55 kN/m ²) at 115mm gauge (vertical)
Battens required (net)	10.0 lin.m/m ² at 100mm gauge (roof)	8.7 lin.m/m ² at 115mm gauge (vertical)
Batten size recommended	38mm x 25mm for rafters/supports not exceeding 600mm centres (fixed to BS 5534)	
Tile nails	38mm x 2.65mm	
Authority	BS EN 1304	

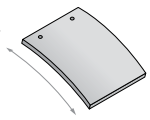
* The minimum recommended pitch and lap may be influenced by special circumstances, please contact the Technical Advisory Service.



Grey Sandfaced (F)

PRODUCT INFORMATION

Tile camber
Single camber



Feature tiles

For advice on the use of feature tiles in main roof areas contact the Technical Advisory Service.

† Made to order



Club†



Bullnose†

SUSTAINABILITY

- ✓ A+ rated in the BRE Green Guide (based on generic rating for UK produced clay plain tiles Element Ref: 812410006)
- ✓ BES 6001 Responsible Sourcing certified






ACME SINGLE CAMBER

BLENDED COLOUR RANGE

A varied range of traditional clay blends that offer an aged character, unique to every roof.



COLOUR AVAILABILITY



Key (F) Fine sanded finish (S) Smooth finish

TECHNICAL DATA

Size of tile	265mm x 165mm	
Minimum pitch*	30°	
Maximum pitch	90°	
Minimum headlap	65mm (roof)	35mm (vertical)
Maximum gauge	100mm (roof)	115mm (vertical)
Tile thickness	11mm (nominal)	
Cover width	165mm (nominal)	
Covering capacity (net)	60 tiles/m ² at 100mm gauge (roof)	53 tiles/m ² at 115mm gauge (vertical)
Weight of tiling (approx.)	64kg/m ² (0.63 kN/m ²) at 100mm gauge (roof)	56kg/m ² (0.55 kN/m ²) at 115mm gauge (vertical)
Battens required (net)	10.0 lin.m/m ² at 100mm gauge (roof)	8.7 lin.m/m ² at 115mm gauge (vertical)
Batten size recommended	38mm x 25mm for rafters/supports not exceeding 600mm centres (fixed to BS 5534)	
Tile nails	38mm x 2.65mm	
Authority	BS EN 1304	

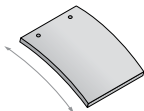
* The minimum recommended pitch and lap may be influenced by special circumstances, please contact the Technical Advisory Service.



Mixed Brindle (F)

PRODUCT INFORMATION

Tile camber
Single camber



Feature tiles

For advice on the use of feature tiles in main roof areas contact the Technical Advisory Service.

† Made to order



Club†



Bullnose†

SUSTAINABILITY

- ✓ A+ rated in the BRE Green Guide (based on generic rating for UK produced clay plain tiles Element Ref: 812410006)
- ✓ BES 6001 Responsible Sourcing certified

CANTERBURY HANDMADE

True to tradition, a distinctive handmade clay plain tile colour, with a fine sanded finish suitable for roofing and vertical tiling.



COLOUR AVAILABILITY



Loxleigh (F)

Key
(F) Fine sanded finish

TECHNICAL DATA

Size of tile	265mm x 165mm	
Minimum pitch*	40°	
Maximum pitch	90°	
Minimum headlap	65mm (roof)	35mm (vertical)
Maximum gauge	100mm (roof)	115mm (vertical)
Tile thickness	13mm (nominal)	
Cover width	165mm (nominal)	
Covering capacity (net)	60 tiles/m ² at 100mm gauge (roof)	53 tiles/m ² at 115mm gauge (vertical)
Weight of tiling (approx.)	74kg/m ² (0.73 kN/m ²) at 100mm gauge (roof)	66kg/m ² (0.64 kN/m ²) at 115mm gauge (vertical)
Battens required (net)	10.0 lin.m/m ² at 100mm gauge (roof)	8.7 lin.m/m ² at 115mm gauge (vertical)
Batten size recommended	38mm x 25mm for rafters/supports not exceeding 600mm centres (fixed to BS 5534)	
Tile nails	38mm x 2.65mm	
Authority	BS EN 1304	

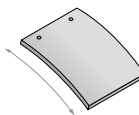
* The minimum recommended pitch and lap may be influenced by special circumstances, please contact the Technical Advisory Service.

SUSTAINABILITY

- ✓ A⁺ rated in the BRE Green Guide (based on generic rating for UK produced clay plain tiles
Element Ref: 812410006)
- ✓ BES 6001 Responsible Sourcing certified

PRODUCT INFORMATION

Tile camber
Single camber



Feature tiles

For advice on the use of feature tiles in main roof areas contact the Technical Advisory Service.

† Made to order



Club[†]



Bullnose[†]

Underlay,
Roof Defence
and Battens

Solar and
renewables

Clay plain tiles
and fittings

Clay paniles
and fittings

Concrete tiles
and fittings

Dry fix and
ventilation

Shingles
and Shakes

Marley
Weatherboard

Here to
Help

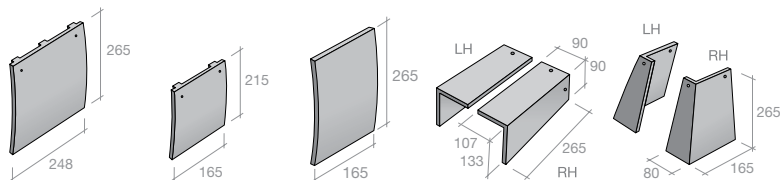


Loxleigh (F)

CLAY FITTINGS & ACCESSORIES

Important note: All the fittings shown on these pages can be used with clay plain tiles.

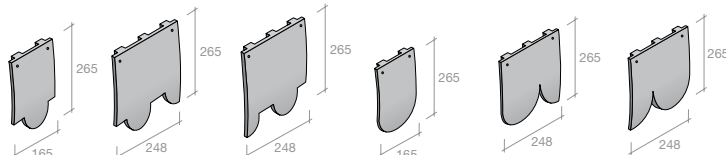
PLAIN TILE FITTINGS



Description	Tile-and-a-half	Eaves/top tile	Creasing tiles	Cloaked verge tiles*	External angle tiles
Angles available	n/a	n/a	n/a	n/a	90°, 135°

FEATURE TILES

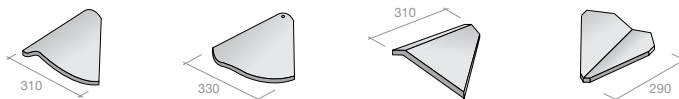
Available in a range of colours, please contact customer services for more information.



Description	Club feature tile*	RH club tile-and-a-half*	LH club tile-and-a-half*	Bullnose feature tile*	RH bullnose tile-and-a-half*	LH bullnose tile-and-a-half*
-------------	--------------------	--------------------------	--------------------------	------------------------	------------------------------	------------------------------

HIPS AND VALLEYS

Mortar bedded security hip kits are available for third round ridges (see page 64)

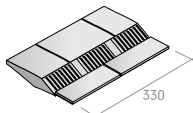


Description	Granny hip	Semi bonnet hip	Arris hip**	Valley**
Angles available	n/a	n/a	130°, 135°, 145°	130°, 135°, 140°, 145°, 150°
Pitch range	40-60°	30-40°	30-45°	30-50°

Note: All measurements in mm.

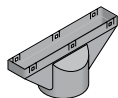
VENTILATION

Available in a range of bases with real clay tile slips on the visible edge (2 tiles wide). The clay tile vent provides a net ventilation area of 10,000mm² per vent. Suitable for natural, mechanical or soil pipe ventilation.



Description

Clay in-line tile vent



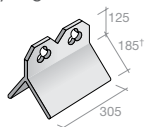
Tile vent adaptor



Flexible pipe

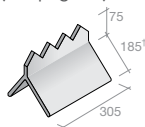
DECORATIVE RIDGES

Mortar bedded security ridge kits are available (see page 64)

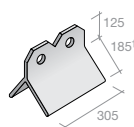


Description

Club crested
ridge



Cocks comb
crested ridge



Two hole
crested ridge

Angles available

90°, 105°

90°, 105°

90°, 105°

Colours available

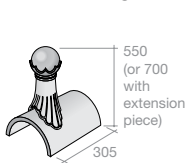
Red Smooth

Red Smooth

Red Smooth

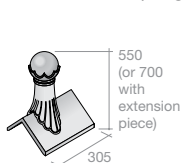
CLAY FINIALS

Available in a range of colours and angles. Mortar bedded security ridge kits are available (see page 64)

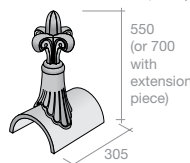


Description

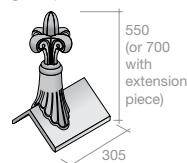
Ball top finial*
Red Smooth



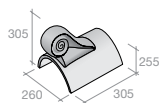
Ball top finial*
Red Smooth 90°, 105°
Slate black 90°, 105°



Fleur-de-Lys gable*
Red Smooth

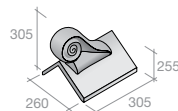


Fleur-de-Lys finial
Red Smooth 90°, 105°
Slate black 90°, 105°



Description

Scroll finial*
Red Smooth



Angle finial
Red Smooth 90°, 105°
Slate black 90°, 105°

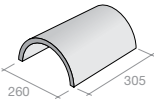
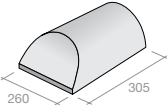
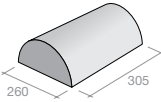
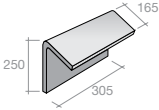
Note: All measurements in mm.

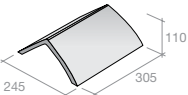
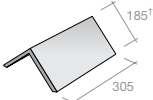
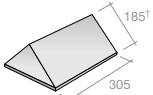
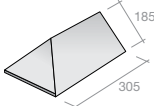
CLAY FITTINGS & ACCESSORIES

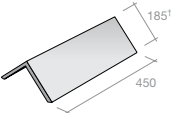
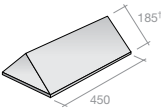
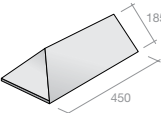
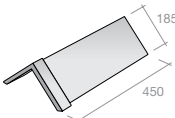
Important note: All the fittings shown on these pages can be used with clay plain tiles.

RIDGE AND HIP TILES

Mortar bedded security ridge kits are available (see page 64)

				
Description	Half round ridge	Half round ridge hip end*	Half round ridge stop end*	Mono ridge*
Colours available	All colours	All colours	All colours	All colours
Pitch range‡	30-60°	30-60°	30-60°	30-45°

				
Description	Hogs back ridge**	305mm Angular ridge**	305mm Angular ridge stop end*	305mm Angular ridge hip end*
Angles available	n/a	90°, 105°	90°, 105°	90°, 105°
Colours available	Burnished	All colours	All colours	All colours

				
Description	450mm Angular ridge	450mm Angular ridge stop end*	450mm Angular ridge hip end*	450mm Capped angular ridge
Angles available	75°, 90°, 105°, 115°, 125°, 135°	75°, 90°, 105°, 115°, 125°, 135°	75°, 90°, 105°, 115°, 125°, 135°	75°, 90°, 105°, 115°, 125°, 135°
Colours available	Red Smooth, Slate Black	Red Smooth, Slate Black	Red Smooth, Slate Black	Red Smooth, Slate Black, Staffordshire Blue‡

* Made to order (subject to minimum order quantities)

** Some colours and angles made to order (subject to minimum order quantities)

‡ Staffordshire Blue available to order

† Angle ridge wing length will vary depending on ridge angle

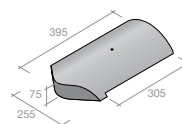
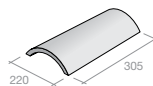
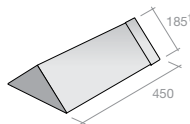
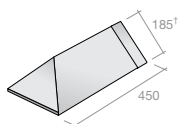
§ Available in Red Smooth.

‡ Guidance only. Range is variable depending on the combined ridge system, roof tile and pitch. For further information, please contact our Technical Advisory Service on 01283 722330

Note: All measurements in mm.

RIDGE AND HIP TILES

Mortar bedded security ridge kits are available (see page 64)



Description	450mm Capped angular ridge hip end	450mm Capped angular ridge stop end	Third round hip**	Third round hip end**
Angles available	75°, 90°, 105°, 115°, 125°, 135°	75°, 90°, 105°, 115°, 125°, 135°	n/a	n/a
Colours available	Red Smooth, Slate Black, Staffordshire Blue‡	Red Smooth, Slate Black, Staffordshire Blue***	All colours	All colours
Pitch range‡			30-45°	30-45°

* Made to order (subject to minimum order quantities)

** Some colours and angles made to order (subject to minimum order quantities)

*** Staffordshire Blue available to order

† Angle ridge wing length will vary depending on ridge angle

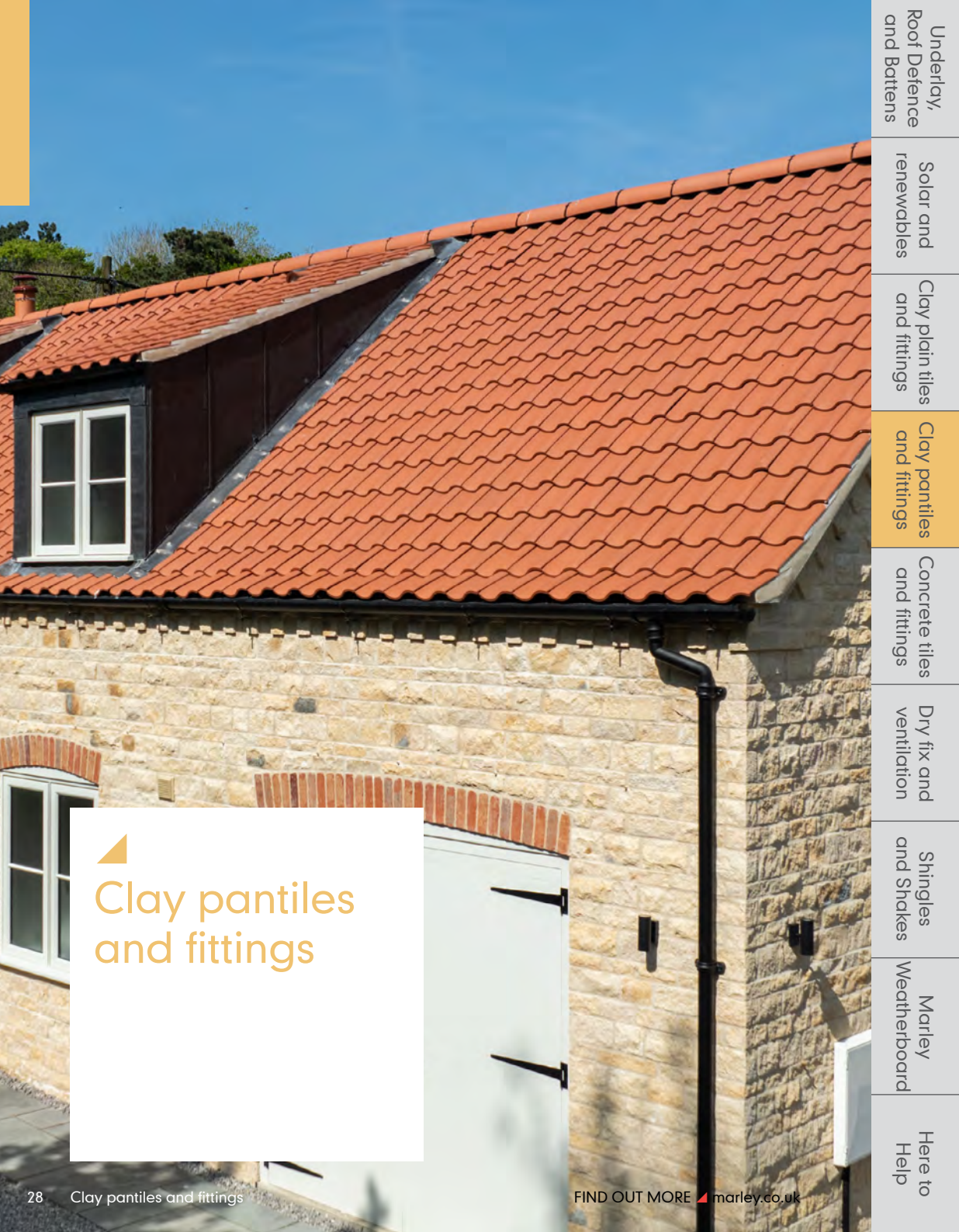
§ Available in Red Smooth.

‡ Guidance only. Range is variable depending on the combined ridge system, roof tile and pitch. For further information, please contact our Technical Advisory Service on 01283 722330

The following dry fix and/or ventilation systems can also be used with clay plain tiles:

- ▲ Universal 10mm and 25mm eaves vent systems (page 48)
- ▲ Continuous dry verge (page 50)
- ▲ Universal plain tile vent (page 57)
- ▲ Universal GRP valley (page 51)
- ▲ Universal RidgeFast system# (page 53)
- ▲ Universal HipFast system# (page 52)

Subject to ridge/hip fitting.



Underlay,
Roof Defence
and Battens

Solar and
renewables

Clay plain tiles
and fittings

Clay pantiles
and fittings

Concrete tiles
and fittings

Dry fix and
ventilation

Shingles
and Shakes

Marley
Weatherboard

Here to
Help

▲
Clay pantiles
and fittings


LINCOLN

Clay interlocking pantiles combining the bold and beautiful curves of traditional clay pantiles with all the installation simplicity and speed required for today's roofs.

lowpitch



COLOUR AVAILABILITY



Rustic Red (S)



Red Smooth (S)

Key (S) Smooth finish

SUSTAINABILITY

- ✓ A+ rated in the BRE Green Guide (based on generic rating for UK produced clay tiles Element Ref: 812410006)
- ✓ BES 6001 Responsible Sourcing certified

TECHNICAL DATA

Size of tile	375mm x 250mm	
Minimum pitch*	15° (100mm headlap)	22.5° (75mm headlap)
Maximum pitch	70°	
Minimum headlap	75mm	
Maximum gauge	300mm	
Tile thickness	15mm (nominal)	
Cover width	224mm (nominal)	
Covering capacity (net)	14.9 tiles/m ² at 75mm headlap	16.2 tiles/m ² at 100mm headlap
Weight of tiling (approx.)	46.2kg/m ² (0.453 kN/m ²) at 75mm headlap	50.2kg/m ² (0.462 kN/m ²) at 100mm headlap
Battens required (net)	3.4 lin.m/m ² at 75mm headlap	3.7 lin.m/m ² at 100mm headlap (roof)
Batten size recommended	38mm x 25mm for rafters/supports not exceeding 450mm centres (fixed to BS 5534) 50mm x 25mm for rafters/supports not exceeding 600mm centres	
Tile nails	38mm x 3.35mm	
Authority	BS EN 1304	

* The minimum recommended pitch and lap may be influenced by special circumstances, please contact the Technical Advisory Service.

LINCOLN FITTINGS

Available in colours to match main tiles.



450mm clay half round ridge



450mm half round block end ridge**



450mm third round hip



305mm third round hip stop end**

Description



Description

Contour vent tile



Dentil slip

** Made to order, subject to lead time.



Underlay,
Roof Defence
and Battens

Solar and
renewables

Clay plain tiles
and fittings

Clay paniles
and fittings

Concrete tiles
and fittings

Dry fix and
ventilation

Shingles
and Shakes

Marley
Weatherboard

Here to
Help








Concrete tiles and fittings

PLAIN

The authentic single camber design of the Marley concrete plain tile gives it an attractive look to match its outstanding versatility.



COLOUR AVAILABILITY



Key (F) Fine sanded finish (G) Granular finish (S) Smooth finish

TECHNICAL DATA

Size of tile	267mm x 168mm	
Minimum pitch*	35°	
Maximum pitch	90°	
Minimum headlap	65mm (roof)	37.5mm (vertical)
Maximum gauge	100mm (roof)	115mm (vertical)
Tile thickness	12mm (nominal)	
Cover width	168mm (nominal)	
Covering capacity (net)	60 tiles/m ² at 100mm gauge (roof)	53 tiles/m ² at 115mm gauge (vertical)
Weight of tiling (approx.)	73.8kg/m ² (0.72 kN/m ²) at 100mm gauge (roof)	58kg/m ² (0.57 kN/m ²) at 115mm gauge (vertical)
Battens required (net)	10.0 lin.m/m ² at 100mm gauge (roof)	8.7 lin.m/m ² at 115mm gauge (vertical)
Batten size recommended	38mm x 25mm for rafters/supports not exceeding 600mm centres (fixed to BS 5534)	
Tile nails	38mm x 2.65mm	
Authority	BS EN 490	

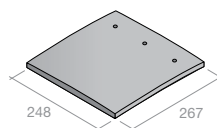
* The minimum recommended pitch and lap may be influenced by special circumstances, please contact the Technical Advisory Service.

SUSTAINABILITY

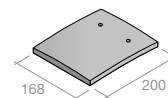
- ✓ A⁺ rated in the BRE Green Guide (based on generic rating for UK produced concrete plain tiles
Element Refs: 812410017, 812410050, 812410064)
- ✓ BES 6001 Responsible Sourcing certified

PLAIN TILE FITTINGS


Available in all colours to match main tiles.



Plain tile-and-a-half




Plain eaves/top tile




ASHMORE

A single lap, interlocking double plain tile, with the engineered precision and ease of installation of an interlocking tile.

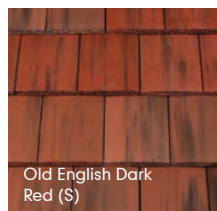
COLOUR AVAILABILITY



Smooth Brown (S)



Smooth Grey (S)



Old English Dark Red (S)

Key
(S) Smooth finish

TECHNICAL DATA

Size of tile	267mm x 333mm
Minimum pitch*	25° (77mm headlap) 22.5° (92mm headlap)
Maximum pitch	90°
Minimum headlap	77mm
Maximum gauge	190mm
Tile thickness	16mm (nominal)
Cover width	302mm (nominal)
Hanging length	235mm (nominal)
Covering capacity (net)	17.5 tiles/m ² at 77mm headlap 19 tiles/m ² at 92mm headlap
Weight of tiling (approx.)	48kg/m ² (0.47 kN/m ²) at 77mm headlap 52kg/m ² (0.51 kN/m ²) at 92mm headlap
Battens required (net)	5.3 lin.m/m ² at 77mm headlap 5.8 lin.m/m ² at 92mm headlap
Batten size recommended	38mm x 25mm for rafters/supports not exceeding 450mm centres (fixed to BS 5534) 50mm x 25mm for rafters/supports not exceeding 600mm centres (fixed to BS 5534)
Fixings	38mm x 3.35mm slate nails
Fixing clips	Eaves, verge and tile clips
Authority	BS EN 490

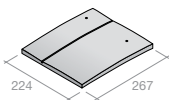
* The minimum recommended pitch and lap may be influenced by special circumstances, please contact the Technical Advisory Service.

SUSTAINABILITY

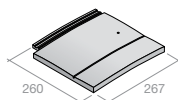
- ✓ A+ rated in the BRE Green Guide (based on generic rating for UK produced concrete interlocking tiles
Element Refs:
812410007, 812410018, 812410049)
- ✓ BES 6001 Responsible Sourcing certified

ASHMORE FITTINGS

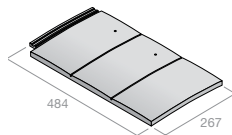
Available in all colours to match main tiles.



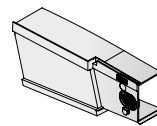
Ashmore three quarter tile (LH)



Ashmore three quarter tile (RH)



Ashmore tile-and-a-half



Ashmore dry verge

Ashmore tiles should be laid broken bond. The required broken bond pattern is created by the introduction of three-quarter width tiles in alternate courses. Tile-and-a-half tiles are available for use at hips and valleys.


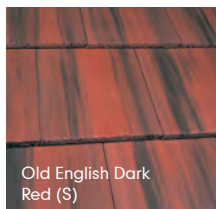

Note: All measurements in mm.



EDGEMERE

A clean and precise slate-like appearance is enhanced by the thin leading edge and the broken bond laying technique.

COLOUR AVAILABILITY



Key (S) Smooth finish

TECHNICAL DATA

Size of tile	420mm x 330mm
Minimum pitch*	22.5° (75mm headlap) 17.5° (100mm headlap)
Maximum pitch	90°
Minimum headlap	75mm (22.5° and above) 100mm (below 22.5°)
Maximum gauge	345mm
Tile thickness	18mm (nominal)
Cover width	298mm (nominal)
Hanging length	395mm (nominal)
Covering capacity (net)	9.7 tiles/m ² at 75mm headlap 10.5 tiles/m ² at 100mm headlap
Weight of tiling (approx.)	44kg/m ² (0.43 kN/m ²) at 75mm headlap 47.5kg/m ² (0.47 kN/m ²) at 100mm headlap
Battens required (net)	2.9 lin.m/m ² at 75mm headlap 3.1 lin.m/m ² at 100mm headlap
Batten size recommended	38mm x 25mm for rafters/supports not exceeding 450mm centres (fixed to BS 5534) 50mm x 25mm for rafters/supports not exceeding 600mm centres (fixed to BS 5534)
Fixings	45mm x 3.35mm slate nails
Fixing clips	Eaves, verge and slate clips
Authority	BS EN 490

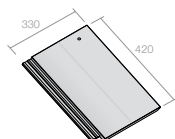
* The minimum recommended pitch and lap may be influenced by special circumstances, please contact the Technical Advisory Service.

SUSTAINABILITY

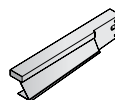
- ✓ A⁺ rated in the BRE Green Guide (based on generic rating for UK produced concrete interlocking tiles
Element Refs:
812410007, 812410018,
812410049)
- ✓ BES 6001 Responsible Sourcing certified

EDGEMERE FITTINGS

Available in all colours to match main tiles.



Edgemere half slate



Edgemere dry verge


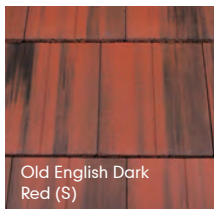

Edgemere should be laid broken bond. The required broken bond pattern is created by the introduction of half slates, to form verges in alternate courses. Purpose made half slates are available and can be formed on site by cutting along the scoreline.



DUO EDGEMERE

A thin leading edge interlocking slate designed to look like and blend in with small format slates.

COLOUR AVAILABILITY



Key (S) Smooth finish

TECHNICAL DATA

Size of tile	420mm x 330mm
Minimum pitch*	22.5° (75mm headlap) 17.5° (100mm headlap)
Maximum pitch	90°
Minimum headlap	75mm (22.5° and above) 100mm (below 22.5°)
Maximum gauge	345mm
Tile thickness	18mm (nominal)
Cover width	298mm (nominal)
Hanging length	395mm (nominal)
Covering capacity (net)	9.7 tiles/m ² at 75mm headlap 10.5 tiles/m ² at 100mm headlap
Weight of tiling (approx.)	44kg/m ² (0.43 kN/m ²) at 75mm headlap 47.5kg/m ² (0.47 kN/m ²) at 100mm headlap
Battens required (net)	2.9 lin.m/m ² at 75mm headlap 3.1 lin.m/m ² at 100mm headlap
Batten size recommended	38mm x 25mm for rafters/supports not exceeding 450mm centres (fixed to BS 5534) 50mm x 25mm for rafters/supports not exceeding 600mm centres (fixed to BS 5534)
Fixings	45mm x 3.35mm slate nails
Fixing clips	Eaves, verge and slate clips
Authority	BS EN 490

* The minimum recommended pitch and lap may be influenced by special circumstances, please contact the Technical Advisory Service.

SUSTAINABILITY

- ✓ A+ rated in the BRE Green Guide (based on generic rating for UK produced concrete interlocking tiles
Element Refs: 812410007, 812410018, 812410049)
- ✓ BES 6001 Responsible Sourcing certified

LAYING DUO EDGEMERE


Duo Edgemere should be laid quarter bond. The required quarter bond pattern is created by the introduction of three-quarter width slates, cut from standard slates on site, in alternate courses to form verges and abutments.



RIVEN EDGEMERE

A thin leading edge interlocking slate with the addition of a riven surface, providing a more natural appearance with variegated look, depth and tone.

COLOUR AVAILABILITY



Smooth Grey (S)



Anthracite (S)

Key
(S) Smooth finish

TECHNICAL DATA

Size of tile	420mm x 330mm
Minimum pitch*	22.5° (75mm headlap) 17.5° (100mm headlap)
Maximum pitch	90°
Minimum headlap	75mm (22.5° and above) 100mm (below 22.5°)
Maximum gauge	345mm
Tile thickness	18mm (nominal)
Cover width	298mm (nominal)
Hanging length	395mm (nominal)
Covering capacity (net)	9.7 tiles/m ² at 75mm headlap 10.5 tiles/m ² at 100mm headlap
Weight of tiling (approx.)	44kg/m ² (0.43 kN/m ²) at 75mm headlap 47.5kg/m ² (0.47 kN/m ²) at 100mm headlap
Battens required (net)	2.9 lin.m/m ² at 75mm headlap 3.1 lin.m/m ² at 100mm headlap
Batten size recommended	38mm x 25mm for rafters/supports not exceeding 450mm centres (fixed to BS 5534) 50mm x 25mm for rafters/supports not exceeding 600mm centres (fixed to BS 5534)
Fixings	45mm x 3.35mm slate nails
Fixing clips	Eaves, verge and slate clips
Authority	BS EN 490

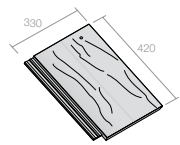
* The minimum recommended pitch and lap may be influenced by special circumstances, please contact the Technical Advisory Service.

SUSTAINABILITY

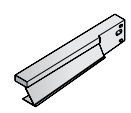
- ✓ A⁺ rated in the BRE Green Guide (based on generic rating for UK produced concrete interlocking tiles
Element Refs:
812410007, 812410018, 812410049)
- ✓ BES 6001 Responsible Sourcing certified

RIVEN EDGEMERE FITTINGS

Available in all colours to match main tiles.




Riven Edgemere half slate



Edgemere dry verge

Riven Edgemere should be laid broken bond. The required broken bond pattern is created by the introduction of half slates, to form verges in alternate courses. Purpose made half slates are available and can be formed on site by cutting along the scoreline.




MODERN

A flat, smooth, single lap interlocking design, whose appearance is enhanced by the required broken bond laying pattern.

COLOUR AVAILABILITY



Anthracite (S)




Smooth Grey (S)



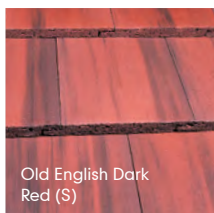
Antique Brown (G)

Key

(G) Granular finish
(S) Smooth finish



Smooth Brown (S)



Old English Dark
Red (S)



Mosborough Red (S)

TECHNICAL DATA

Size of tile	420mm x 330mm	
Minimum pitch*	22.5° Smooth (75mm headlap) 17.5° Smooth (100mm headlap)	30° Granular (75mm headlap) 25° Granular (100mm headlap)
Maximum pitch	90°	
Minimum headlap	75mm	
Maximum gauge	345mm	
Tile thickness	30mm (nominal)	
Cover width	292mm (nominal)	
Hanging length	397mm (nominal)	
Covering capacity (net)	9.9 tiles/m ² at 75mm headlap	10.7 tiles/m ² at 100mm headlap
Weight of tiling (approx.)	50kg/m ² (0.49 kN/m ²) at 75mm headlap	54kg/m ² (0.53 kN/m ²) at 100mm headlap
Battens required (net)	2.9 lin.m/m ² at 75mm headlap	3.1 lin.m/m ² at 100mm headlap
Batten size recommended	38mm x 25mm for rafters/supports not exceeding 450mm centres (fixed to BS 5534) 50mm x 25mm for rafters/supports not exceeding 600mm centres (fixed to BS 5534)	
Fixings	50mm x 3.35mm	
Fixing clips	Eaves, verge and tile clips	
Authority	BS EN 490	

* The minimum recommended pitch and lap may be influenced by special circumstances, please contact the Technical Advisory Service.

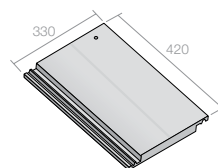
SUSTAINABILITY

- ✓ A+ rated in the BRE Green Guide (based on generic rating for UK produced concrete interlocking tiles Element Refs: 812410007, 812410018, 812410049)
- ✓ BES 6001 Responsible Sourcing certified


MODERN HALF TILE

Available in all colours to match main tiles.

Modern should be laid broken bond. The required broken bond pattern is created by the introduction of half tiles, to form verges and abutments in alternate courses. Purpose made half tiles are available and can be formed on site by cutting along the scoreline.



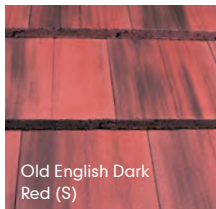
Note: All measurements in mm.




DUO MODERN

A flat, smooth, single lap, interlocking tile with a 'mock bond' joint is enhanced by the required broken bond laying technique.

COLOUR AVAILABILITY



Old English Dark
Red (S)



Smooth Grey (S)

Key
(S) Smooth finish

TECHNICAL DATA

Size of tile	420mm x 330mm	
Minimum pitch*	22.5° (75mm headlap) 17.5° (100mm headlap)	
Maximum pitch	90°	
Minimum headlap	75mm	
Maximum gauge	345mm	
Tile thickness	30mm (nominal)	
Cover width	292mm (nominal)	
Hanging length	397mm (nominal)	
Covering capacity (net)	9.9 tiles/m ² at 75mm headlap	10.7 tiles/m ² at 100mm headlap
Weight of tiling (approx.)	50kg/m ² (0.49 kN/m ²) at 75mm headlap	54kg/m ² (0.53 kN/m ²) at 100mm headlap
Battens required (net)	2.9 lin.m/m ² at 75mm headlap	3.1 lin.m/m ² at 100mm headlap
Batten size recommended	38mm x 25mm for rafters/supports not exceeding 450mm centres (fixed to BS 5534) 50mm x 25mm for rafters/supports not exceeding 600mm centres (fixed to BS 5534)	
Fixings	50mm x 3.35mm	
Fixing clips	Eaves, verge and tile clips	
Authority	BS EN 490	

*The minimum recommended pitch and lap may be influenced by special circumstances, please contact the Technical Advisory Service.

SUSTAINABILITY

- ✓ A+ rated in the BRE Green Guide (based on generic rating for UK produced concrete interlocking tiles
Element Refs: 812410007, 812410018, 812410049)
- ✓ BES 6001 Responsible Sourcing certified

LAYING DUO MODERN




Duo Modern should be laid quarter bond. The required quarter bond pattern is created by the introduction of three-quarter width tiles, cut from standard tiles on site, in alternate courses to form verges and abutments.

MENDIP

A double pantile design with elegant flowing lines, providing instant visual appeal.



COLOUR AVAILABILITY



Key
(G) Granular finish
(S) Smooth finish

TECHNICAL DATA

Size of tile	420mm x 330mm	
Minimum pitch*	17.5° Smooth (75mm headlap) 15° Smooth (100mm headlap)	30° Granular (75mm headlap) 25° Granular (100mm headlap)
Maximum pitch	90°	
Minimum headlap	75mm	
Maximum gauge	345mm	
Body thickness	27mm (nominal)	
Overall depth	59mm	
Cover width	298mm (nominal)	
Hanging length	397mm (nominal)	
Covering capacity (net)	9.7 tiles/m ² at 75mm headlap	10.5 tiles/m ² at 100mm headlap
Weight of tiling (approx.)	46kg/m ² (0.45 kN/m ²) at 75mm headlap	49kg/m ² (0.48 kN/m ²) at 100mm headlap
Battens required (net)	2.9 lin.m/m ² at 75mm headlap	3.1 lin.m/m ² at 100mm headlap
Batten size recommended	38mm x 25mm for rafters/supports not exceeding 450mm centres (fixed to BS 5534) 50mm x 25mm for rafters/supports not exceeding 600mm centres (fixed to BS 5534)	
Tile nails	70mm x 3.55mm	
Fixing clips	Eaves, verge and tile clips	
Authority	BS EN 490	

* The minimum recommended pitch and lap may be influenced by special circumstances, please contact the Technical Advisory Service.

SUSTAINABILITY

- ✓ A+ rated in the BRE Green Guide (based on generic rating for UK produced concrete interlocking tiles Element Refs: 812410007, 812410018, 812410049)
- ✓ BES 6001 Responsible Sourcing certified

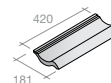
LONG RAFTER LENGTHS

Mendip interlocking tiles are suitable for rafter lengths up to 10m as follows:

- 15° - 17.5° pitch will require a minimum headlap of 100mm
- Above 17.5° pitch will require a minimum headlap of 75mm

MENDIP HALF TILE FOR CLOAK VERGE

Available in all colours to match main tiles.




MENDIP 12.5

A double pantile designed with a variable gauge and subtle design modifications to achieve an even lower pitch.

lowpitch



COLOUR AVAILABILITY



Key
(S) Smooth finish

TECHNICAL DATA

Size of tile	420mm x 330mm
Minimum pitch*	12.5° Smooth (100mm headlap, up to 6m rafters)
Maximum pitch**	44°
Minimum headlap	100mm
Maximum gauge	320mm
Body thickness	27mm (nominal)
Overall depth	59mm
Cover width	298mm (nominal)
Hanging length	397mm (nominal)
Covering capacity (net)	10.5 tiles/m ² at 100mm headlap
Weight of tiling (approx.)	49kg/m ² (0.48 kN/m ²) at 100mm headlap
Battens required (net)	3.1 lin.m/m ² at 100mm headlap
Batten size recommended	38mm x 25mm for rafters/supports not exceeding 450mm centres (fixed to BS 5534) 50mm x 25mm for rafters/supports not exceeding 600mm centres (fixed to BS 5534)
Fixing clips	Eaves, verge and tile clips, Mendip headclip, SoloFix
Authority	BS EN 490

* The minimum recommended pitch and lap may be influenced by special circumstances, please contact the Technical Advisory Service.

** For rafter pitches over 15°, see Mendip (page 38).

SUSTAINABILITY



- ✓ A+ rated in the BRE Green Guide (based on generic rating for UK produced concrete interlocking tiles
Element Refs: 812410007, 812410018, 812410049)
- ✓ BES 6001 Responsible Sourcing certified

LUDLOW MAJOR



Simple, strong lines exploit the interplay between light and shade.



COLOUR AVAILABILITY



Key
(G) Granular finish
(S) Smooth finish




TECHNICAL DATA

Size of tile	420mm x 330mm	
Minimum pitch*	25° Smooth (75mm headlap) 22.5° Smooth (100mm headlap)	30° Granular (75mm headlap)
Maximum pitch	90°	
Minimum headlap	75mm	
Maximum gauge	345mm	
Body thickness	25mm (nominal)	
Overall depth	45mm	
Cover width	295mm (nominal)	
Hanging length	399mm (nominal)	
Covering capacity (net)	9.8 tiles/m ² at 75mm headlap	10.6 tiles/m ² at 100mm headlap
Weight of tiling (approx.)	45kg/m ² (0.44 kN/m ²) at 75mm headlap	49kg/m ² (0.48 kN/m ²) at 100mm headlap
Battens required (net)	2.9 lin.m/m ² at 75mm headlap	3.1 lin.m/m ² at 100mm headlap
Batten size recommended	38mm x 25mm for rafters/supports not exceeding 450mm centres (fixed to BS 5534) 50mm x 25mm for rafters/supports not exceeding 600mm centres (fixed to BS 5534)	
Tile nails	55mm x 3.35mm	
Fixing clips	Eaves, verge and tile clips	
Authority	BS EN 490	

* The minimum recommended pitch and lap may be influenced by special circumstances, please contact the Technical Advisory Service.

SUSTAINABILITY


- ✓ A+ rated in the BRE Green Guide (based on generic rating for UK produced concrete interlocking tiles
Element Refs: 812410007, 812410018, 812410049)
- ✓ BES 6001 Responsible Sourcing certified





LUDLOW PLUS

Ideal for refurbishment applications, where its smaller format reduces wastage.

COLOUR AVAILABILITY



Key
(G) Granular finish
(S) Smooth finish



TECHNICAL DATA

Size of tile	387mm x 229mm	
Minimum pitch*	25° Smooth (75mm headlap) 22.5° Smooth (100mm headlap)	30° Granular (75mm headlap)
Maximum pitch	90°	
Minimum headlap	75mm	
Maximum gauge	312mm	
Body thickness	25mm (nominal)	
Overall depth	45mm	
Cover width	204mm (nominal)	
Hanging length	361mm (nominal)	
Covering capacity (net)	15.7 tiles/m ² at 75mm headlap	17.1 tiles/m ² at 100mm headlap
Weight of tiling (approx.)	47kg/m ² (0.46 kN/m ²) at 75mm headlap	51kg/m ² (0.50 kN/m ²) at 100mm headlap
Battens required (net)	3.2 lin.m/m ² at 75mm headlap	3.5 lin.m/m ² at 100mm headlap
Batten size recommended	38mm x 25mm for rafters/supports not exceeding 450mm centres (fixed to BS 5534) 50mm x 25mm for rafters/supports not exceeding 600mm centres (fixed to BS 5534)	
Tile nails	50mm x 3.35mm	
Fixing clips	Eaves, verge and tile clips	
Authority	BS EN 490	

* The minimum recommended pitch and lap may be influenced by special circumstances, please contact the Technical Advisory Service.

SUSTAINABILITY

- ✓ A+ rated in the BRE Green Guide (based on generic rating for UK produced concrete interlocking tiles
Element Refs: 812410007, 812410018, 812410049)
- ✓ BES 6001 Responsible Sourcing certified

DOUBLE ROMAN

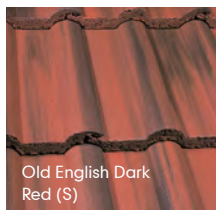

A 2000 year old profile with precision-engineered functionality.



COLOUR AVAILABILITY



Key
(G) Granular finish
(S) Smooth finish



TECHNICAL DATA

Size of tile	420mm x 330mm	
Minimum pitch*	25° Smooth (75mm headlap) 22.5° Smooth (100mm headlap)	30° Granular (75mm headlap)
Maximum pitch	90°	
Minimum headlap	75mm	
Maximum gauge	345mm	
Body thickness	28mm (nominal)	
Overall depth	53mm	
Cover width	300mm (nominal)	
Hanging length	397mm (nominal)	
Covering capacity (net)	9.7 tiles/m ² at 75mm headlap	10.4 tiles/m ² at 100mm headlap
Weight of tiling (approx.)	44kg/m ² (0.43 kN/m ²) at 75mm headlap	47kg/m ² (0.46 kN/m ²) at 100mm headlap
Battens required (net)	2.9 lin.m/m ² at 75mm headlap	3.1 lin.m/m ² at 100mm headlap
Batten size recommended	38mm x 25mm for rafters/supports not exceeding 450mm centres (fixed to BS 5534) 50mm x 25mm for rafters/supports not exceeding 600mm centres (fixed to BS 5534)	
Tile nails	65mm x 3.35mm	
Fixing clips	Eaves, verge and tile clips	
Authority	BS EN 490	

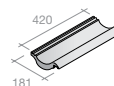
* The minimum recommended pitch and lap may be influenced by special circumstances, please contact the Technical Advisory Service.

SUSTAINABILITY

- ✓ A⁺ rated in the BRE Green Guide (based on generic rating for UK produced concrete interlocking tiles
Element Refs: 812410007, 812410018, 812410049)
- ✓ BES 6001 Responsible Sourcing certified

DOUBLE ROMAN HALF TILE FOR CLOAK VERGE


Available in all colours to match main tiles.



WESSEX

Designed to shed water efficiently at pitches down to 15°, the Wessex has clean, simple lines with a pleasing minimalist style.

lowpitch



COLOUR AVAILABILITY



Smooth Brown (S)



Smooth Grey (S)

Key
(S) Smooth finish

TECHNICAL DATA

Size of tile	420mm x 330mm	
Minimum pitch*	15°	
Maximum pitch	44°	
Minimum headlap	75mm	
Maximum gauge	345mm	
Body thickness	29mm (nominal)	
Overall depth	56mm	
Cover width	298mm (nominal)	
Hanging length	403mm (nominal)	
Covering capacity (net)	9.7 tiles/m ² at 75mm headlap	10.5 tiles/m ² at 100mm headlap
Weight of tiling (approx.)	50kg/m ² (0.49 kN/m ²) at 75mm headlap	53kg/m ² (0.52 kN/m ²) at 100mm headlap
Battens required (net)	2.9 lin.m/m ² at 75mm headlap	3.1 lin.m/m ² at 100mm headlap
Batten size recommended	38mm x 25mm for rafters/supports not exceeding 450mm centres (fixed to BS 5534) 50mm x 25mm for rafters/supports not exceeding 600mm centres (fixed to BS 5534)	
Fixing clips	Eaves, verge and tile clips	
Authority	BS EN 490	

* The minimum recommended pitch and lap may be influenced by special circumstances, please contact the Technical Advisory Service.

SUSTAINABILITY

- ✓ A+ rated in the BRE Green Guide (based on generic rating for UK produced concrete interlocking tiles
Element Refs: 812410007, 812410018, 812410049)
- ✓ BES 6001 Responsible Sourcing certified

Underlay,
Roof Defence
and Battens

Solar and
renewables

Clay plain tiles
and fittings

Clay pan tiles
and fittings


Concrete tiles
and fittings

Dry fix and
ventilation

Shingles
and Shakes

Marley
Weatherboard


Here to
Help



ANGLIA

A single lap interlocking concrete tile with the classic clay pantile profile and a bullnosed leading edge design.

COLOUR AVAILABILITY



Key
(G) Granular finish
(S) Smooth finish

TECHNICAL DATA

Size of tile	387mm x 230mm	
Minimum pitch*	30° Smooth (75mm headlap) 25° Smooth (100mm headlap)	30° Granular (75mm headlap)
Maximum pitch	90°	
Minimum headlap	75mm	
Maximum gauge	312mm	
Body thickness	30mm (nominal)	
Overall depth	71mm	
Cover width	204mm (nominal)	
Hanging length	370mm (nominal)	
Covering capacity (net)	15.7 tiles/m ² at 75mm headlap 17.1 tiles/m ² at 100mm headlap	
Weight of tiling (approx.)	47kg/m ² (0.46 kN/m ²) at 75mm headlap 51kg/m ² (0.50 kN/m ²) at 100mm headlap	
Battens required (net)	3.2 lin.m/m ² at 75mm headlap 3.5 lin.m/m ² at 100mm headlap	
Batten size recommended	38mm x 25mm for rafters/supports not exceeding 450mm centres (fixed to BS 5534) 50mm x 25mm for rafters/supports not exceeding 600mm centres (fixed to BS 5534)	
Tile nails	38mm x 3.35mm	
Fixing clips	Eaves, verge and tile clips	
Authority	BS EN 490	

* The minimum recommended pitch and lap may be influenced by special circumstances, please contact the Technical Advisory Service.

SUSTAINABILITY

- ✓ A⁺ rated in the BRE Green Guide (based on generic rating for UK produced concrete interlocking tiles
Element Refs: 812410007, 812410018, 812410049)
- ✓ BES 6001 Responsible Sourcing certified

CONCRETE FITTINGS

PLAIN TILE FITTINGS

Available in all colours to match main tiles.

Description	Plain tile-and-a-half	Plain eaves/top tile	Cloak verge tile (Left & right hand)	Internal angle (Left & right hand)
Description	External angle (Left & right hand)	Valley tile	Arris hip	Bonnet hip
Angles available	90°, 120°, 135°	35-50°	35-40°	35-50°

INTERLOCKING TILE CLOAK VERGES

Available in all colours to match main tiles.

Description	Mendip cloak verge	Double Roman cloak verge	Modern cloak verge	Double Roman half tile	Mendip half tile

VERGES, RIDGES AND HIPS (continued on page 46)

Available in a range of colours to match main tiles. Recommended roof pitch may vary depending on product and system used, please contact the Technical Advisory Service.

Description	Segmental ridge†§	Segmental security ridge	Segmental mono-ridge†§	Segmental block end ridge†§	Segmental mono block end ridge†§
Colours available	All colours	All colours	All colours	All colours	All colours
Pitch range#	15-60° dry ridge*	15-50° bedded	15-55° dry ridge	15-60° dry ridge*	15-55° dry ridge

† Compatible with Marley ventilated dry ridge system

§ Compatible with Marley Universal RidgeFast

* 60° Plain, Mendip, Wessex and Anglia only

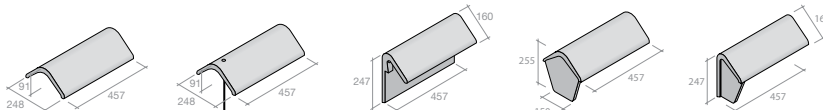
Guidance only. Range is variable depending on the combined ridge system, roof tile and pitch. For further information, please contact our Technical Advisory Service on 01283 722330

Note: All measurements in mm.

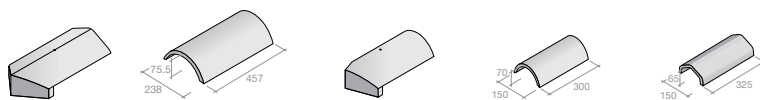
CONCRETE FITTINGS

VERGES, RIDGES AND HIPS (continued)

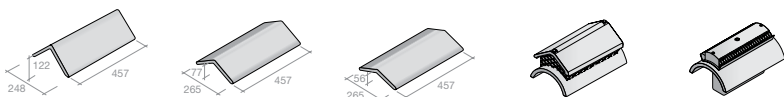
Available in a range of colours to match main tiles. Recommended roof pitch may vary depending on product and system used, please contact the Technical Advisory Service.



Description	Modern ridge†‡§	Modern security ridge	Modern mono-ridge	Modern block end ridge†	Modern mono block end ridge‡§
Colours available	All colours	All colours	All colours	All colours	All colours
Pitch range#	15-55° dry ridge	15-45° bedded	15-45° bedded	15-55° dry ridge	15-45°



Description	Modern stop end hip tile	Third round hip tile	Third round stop end	Half round baby ridge	Pascoll roll baby ridge
Colours available	All colours	All colours	All colours	All colours	All colours
Pitch range#	15-55°†‡	17.5-45°†‡	15-55°†‡	15-55°	15-45°



Description	90° Angle ridge/hip‡ 90° security angle ridge/hip‡	125° Angle ridge/hip Security 125° Angle ridge/hip	145° Angle hip Security 145° Angle ridge/hip	Gas vent ridge terminal§	Ridge vent terminal§
Colours available	see below*	see below*	see below*	see below**	see below**
Pitch range#	45-50° bedded	12-25°	15-25°	15-55° dry ridge	15-55° dry ridge



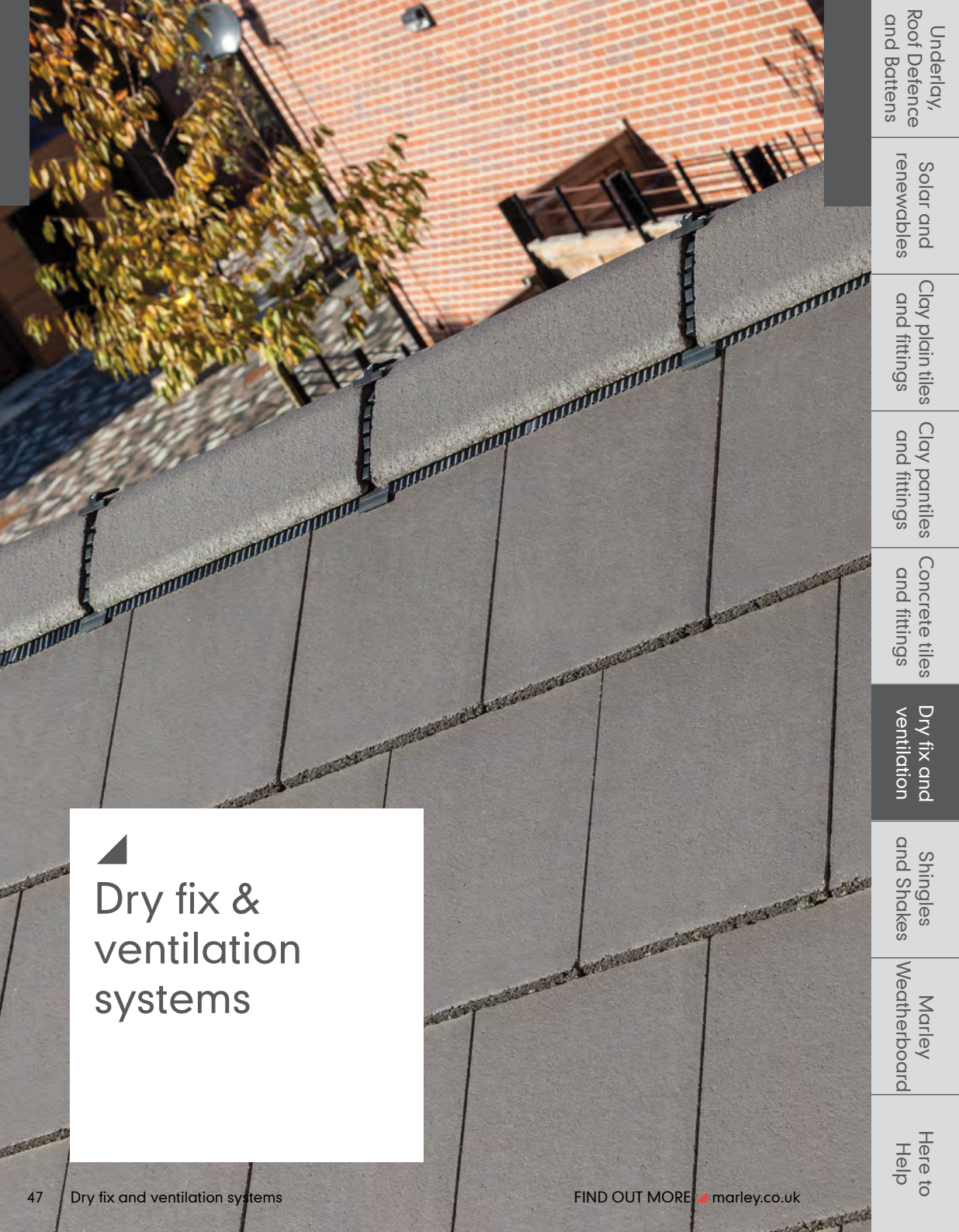
Description	Segmental ridge junction apex cap ^	Modern ridge junction apex cap ^	Third round apex cap ^	Modern hip apex cap ^
Colours available	Grey, Brown, Terracotta	Grey, Brown, Terracotta	Grey, Brown, Terracotta	Grey, Brown, Terracotta

† Compatible with Marley ventilated dry ridge system
‡ Compatible with Marley dry hip system
§ Compatible with Marley Universal RidgeFast
‡ Compatible with Marley Universal HipFast
Guidance only. Range is variable depending on the combined ridge system, roof tile and pitch. For further information, please contact our Technical Advisory Service on 01283 722330

* Available in Smooth Grey, Mosborough Red, Smooth Brown and Old English Dark Red

** Available in Smooth Grey, Mosborough Red, Smooth Brown and Anthracite

^ Can only be used with our Ventilated Dry Ridge and Hip Batten Section System



Underlay,
Roof Defence
and Battens

Solar and
renewables

Clay plain tiles
and fittings

Clay paniles
and fittings

Concrete tiles
and fittings

Dry fix and
ventilation

Shingles
and Shakes

Marley
Weatherboard

Here to
Help

▲
Dry fix &
ventilation
systems

EAVES SYSTEMS

10MM EAVES VENT



Designed to provide continuous 10mm free vent areas to roof voids in an efficient and unobtrusive manner for roofs with a lower pitch and deeper insulation.

Advantages

- Simple, fast installation
- Wide rafter roll for lower pitched roofs with deeper insulation
- Dry fix system
- Allows clip fixing of tiles at eaves
- Compresses insulation ensuring airflow
- Prevents ponding of water
- Prevents ingress of birds, vermin and insects
- Meets BS 5534 requirements and NHBC guidelines

Function and compatibility

- 10mm continuous ventilation at eaves
- 10,000mm² free area of ventilation per linear metre
- 12.5°-60° pitched roofs
- Eaves-to-ridge or eaves-to-eaves ventilation
- Suitable for all Marley tiles and slates
- Suitable for other manufacturers' tiles and slates†

Universal 10mm eaves vent system (6m pack) 46350

- 6m eaves rafter roll
- 6 No. 2-in-1 vented eaves

Comb filler strip 30425

Continuous rafter roll (2 x 6m) 46323

† Check with the manufacturer to confirm compatibility with Marley systems.

25MM EAVES VENT



The system is both efficient and unobtrusive, and it is suitable for roof pitches from 12.5° to 55°. It can also be used for ventilating the batten cavity where needed.

Advantages

- Simple, fast installation
- Dry fix system
- Allows clip fixing of tiles at eaves
- Compresses insulation ensuring airflow
- Prevents ponding of water
- Prevents ingress of birds, vermin and insects
- Meets BS 5534 requirements and NHBC guidelines

Function and compatibility

- 25mm continuous ventilation at eaves
- 25,000mm² free area of ventilation per linear metre
- 12.5°-60° pitched roofs
- Eaves-to-ridge or eaves-to-eaves ventilation
- Suitable for all Marley tiles and slates
- Suitable for other manufacturers' tiles and slates†

Universal 25mm eaves vent system (6m pack) 46351

- 6m eaves rafter roll
- 10 No. felt support tray
- 6 No. strip ventilator

Comb filler strip 30425

Continuous rafter roll (2 x 6m) 46323

† Check with the manufacturer to confirm compatibility with Marley systems.

VERGE SYSTEMS

UNIVERSAL DRY VERGE SYSTEM



The Marley Universal Dry Verge system has been designed to make verge detailing secure and elegantly simple, complying with BS 8612 and BS 5534.

Advantages

- Meets BS 5534 requirements and NHBC guidelines
- Drainage channels reduce the risk of gable end staining
- Starter fixing bracket enables fast and secure installation
- Suitable for other manufacturers' tiles and slates†
- Manufactured from high grade polypropylene for outstanding durability
- Simple and fast to install
- Also suitable for verges without bargeboard
- Dry verge refurbishment kit allows retro-fit

Dry verge system

28 No. left hand units	
Brown	39113
Grey	39111
Terracotta	39114

28 No. right hand units

Brown	39213
Grey	39211
Terracotta	39214

Starter pack (also available)	53931
-------------------------------	-------

End caps


Modern ridge		394*
Segmental ridge		395*
Modern mono-ridge	Left hand	408*
	Right hand	409*
Segmental mono-ridge	Left hand	427*
	Right hand	428*

Dry verge refurbishment kit	53580
-----------------------------	-------

† Check with the manufacturer to confirm compatibility with Marley systems.

* Suffix with colour code 01 Grey, 03 Brown, 04 Terracotta.

EDGEMERE DRY VERGE SYSTEM



Compatible with Edgemere, this dry verge provides a strong, mechanically fixed, weathertight verge that meets the requirements of BS 5534. The system is fast, simple to install and offers a sleek, maintenance-free verge solution.

Advantages

- Meets BS 5534 requirements and NHBC guidelines
- Drainage channels reduce the risk of gable end staining
- Starter fixing bracket enables fast and secure installation
- Manufactured from high grade polypropylene for outstanding durability
- Simple and fast to install
- Also suitable for verges without bargeboard
- Dry verge refurbishment kit allows retro-fit

Verge units

	Left hand	381*
	Right hand	382*
Edgemere dry verge fixing kit		53830

End caps

Edgemere ridge		384**
Modern mono-ridge	Left hand	408**
	Right hand	409**
Segmental mono-ridge	Left hand	427**
	Right hand	428**

Dry verge refurbishment kit	53580
-----------------------------	-------


Batten end clips	30214
------------------	-------

* Suffix with colour code 01 Grey, 03 Brown.

** Suffix with colour code 01 Grey, 03 Brown, 04 Terracotta

VERGE SYSTEMS

ASHMORE DRY VERGE SYSTEM



Compatible with Ashmore, this dry verge provides a strong, mechanically fixed, weathertight verge that meets the requirements of BS 5534. The system is fast, simple to install and offers a sleek, maintenance-free verge solution.

Advantages

- Meets BS 5534 requirements and NHBC guidelines
- Multiple drainage channels to reduce the risk of gable end staining
- Starter fixing bracket enables fast and secure installation
- Sleek design complements plain tile aesthetic
- Manufactured from high grade polypropylene for outstanding durability
- Simple and fast to install
- Also suitable for verges without bargeboard


Verge units

Ashmore dry verge starter unit		MA39901
Grey	Left hand	MA39611
	Right hand	MA39711
Brown	Left hand	MA39613
	Right hand	MA39713
Terracotta	Left hand	MA39614
	Right hand	MA39714

Segmental ridge end caps

Grey	MA39801
Brown	MA39803
Terracotta	MA39804

CONTINUOUS DRY VERGE SYSTEM



Continuous dry verge provides a strong, weathertight and maintenance-free verge that meets the requirements of BS 5534. The system is fast and simple to install and offers sleek, uninterrupted verges without the need for mortar.

Advantages

- Meets BS 5534 requirements and NHBC guidelines
- Meets BS 8612 requirements
- Strong and durable
- Weathertight and maintenance free
- Creates continuous clean verge detail

Continuous dry verge

Verge section (3 metre)	38501
Fixing kit	38510

VERGE SYSTEMS

VALLEY SYSTEM

CLOAK VERGE SYSTEM




Provides a mechanically fixed, durable, maintenance free verge solution for Mendip (illustrated above), Modern, Double Roman interlocking tiles and double lap plain tiles.

Mendip cloak verge	Left hand	245
	Right hand	246
Mendip half tile		147
Mendip fixing kit		54252
Double Roman cloak verge	Left hand	265
	Right hand	266
Double Roman half tile		102
Double Roman fixing kit		54252
Concrete plain tile cloak verge	Left hand	249
	Right hand	250
Segmental block end ridge		191
Segmental mono block end ridge	Left hand	189
	Right hand	190
Modern cloak verge	Left hand	371
	Right hand	370
Modern cloak verge half tile		372
Modern fixing kit		53730
Modern block end ridge		374
Modern mono block end ridge	Left hand	375
	Right hand	376
Clay plain tile cloak verge	Left hand	MAKE**ZLVTB
	Right hand	MAKE**ZRVTB

** Suffix with colour code: 001 Red Smooth, 003 Red Sandfaced, 004 Heather Sandfaced, 006 Farmhouse Brown, 007 Grey Sandfaced, 009 Brindle, 033 Heather Blend, 034 Burnished, 151 Ashurst, 150 Aylesham Mix, 142 Loxleigh, 305 Autumn Brindle, 402 Dark Heather, 403 Staffs Mix, 406 Staffs Blue, 408 Blue Smooth

GRP DRY VALLEY



Mortar-free solution suitable for use with concrete interlocking tiles and concrete/clay plain tiles. Suitable on rafter pitches from 15-60° and accommodates up to 20° pitch difference either side of valley.

Advantages

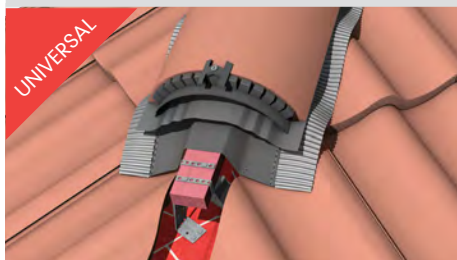
- Dry fix, mortar-free system
- Durable GRP technology
- Simple and fast installation
- Can accommodate up to 20° pitch variance either side of valley
- Performs on pitches up to 60°
- Gives the appearance of a close-cut roof

Universal GRP dry valley

(3m lengths)	
Low profile	30422
High profile	30421

HIP SYSTEMS

HIPFAST SYSTEM



Simple and rapidly installed ventilated dry hip system, compatible with all tiles and slates up to 45° (suitable up to 60° subject to tile/slate profile and hip tile type).

Advantages

- Meets BS 5534 requirements and NHBC guidelines
- Meets BS 8612 requirements
- Highest grade aluminium flashing
- Hydrophobic membrane for maximum weather resistance
- Elastomeric membrane for easy installation and prevents rucking
- Bespoke batten brackets for anchoring to structure
- Can be used with all concrete tiles and slates
- Completely dry fixed system
- Suitable with standard hip tiles

Universal HipFast system (6m pack) 53400

- 6m length hip roll
- 6 No. batten brackets
- 13 No. hip unions
- 2 No. tapered filler units

Hip support trays 34002
- 9 No. 715mm

RidgeFast/HipFast Union Packs 53303

Tile head clip pack (20 No.) 43604
Tile tail clip pack (20 No.) 43602
Secret cut tile clip pack (50 No.) 43607

100mm x 4.8mm deep ridge screw pack
(for clay third round hips with profiled tiles) 70000

DRY HIP SYSTEM



Suitable for all concrete tiles when used in conjunction with Third round or Modern hip tiles for roof pitches 15-45°.

Advantages

- Meets BS 5534 requirements and NHBC guidelines
- Simple fast installation
- Weathertight and maintenance free
- Can be used up to 45° pitch
- Can be used with all Marley concrete interlocking tiles
- Fully compatible with ventilated dry ridge system

Batten section 43300

Fixing kits
Low profile 54360
High profile 54361

Hip tail clip pack 43602

Ridge unions
Modern ridge union 4140*
Third round hip union 4350*


Apex caps
Modern hip apex cap (15-24°) 4381*
(25-35°) 4382*
(36-45°) 4383*
Third round hip apex cap (15-24°) 4371*
(25-35°) 4372*
(36-45°) 4373*

Block end hip tiles
Third round block end hip tile 291
Modern block end hip tile 292

* Suffix with colour code 01 Grey, 03 Brown, 04 Terracotta

RIDGE SYSTEMS

RIDGEFAST SYSTEM



Simple and rapidly installed ventilated dry ridge system providing 5mm continuous ventilation. Compatible with all tiles and slates from 15-60° dependent on circumstances.

Advantages

- Meets BS 5534 requirements and NHBC guidelines
- Meets BS 8612 requirements
- Highest grade aluminium flashing
- Hydrophobic membrane for maximum weather resistance
- Elastomeric membrane for easy installation and prevents rucking
- Bespoke batten brackets for anchoring to structure
- Suitable for other manufacturers' tiles and slates†
- Completely dry fixed system
- Suitable with standard ridge tiles
- Provides 5mm continuous ventilation along the ridge

Universal RidgeFast system (6m pack) 53300

- 6m length ridge roll
- 10 No. ridge batten brackets
- 13 No. ridge union straps
- 13 No. ridge union clamps


RidgeFast/HipFast Union Packs (pack quantity 6) 53303

RidgeFast blanking tape (optional) 33001

100mm x 4.8mm deep ridge screw pack (for clay third round hips with profiled tiles) 70000

† Check with the manufacturer to confirm compatibility with Marley systems.

VENTILATED DRY RIDGE SYSTEM



Mechanically fixed, weathertight and mortar free solution providing 5mm continuous ridge ventilation. Suitable for concrete tiles when used on roof pitches up to 55°**.

Advantages

- Meets BS 5534 requirements and NHBC guidelines
- Simple and fast to install
- Weathertight and maintenance free
- Can be used up to 55° pitch**
- Provides 5mm continuous ventilation along the ridge
- Can be used with all fibre cement slates, concrete tiles and slates
- Fully compatible with dry hip system

Batten sections

Low profile	41101
High profile	41201
Steep pitch (low profile)	41102
Steep pitch (high profile)	41202

Ridge unions

Segmental ridge union	413*
Modern ridge union	414*
Modern/segmental adaptor ridge union	420*

Concrete tiles & slates fixing kit 41000

Filler units†

Double Roman - vented	42105
Modern, Duo Modern, Edgemere - vented	41501
Ludlow Major - vented	41601
Ludlow Plus - vented	41508
Mendip - vented	41701
Wessex - vented	41901
Anglia - vented	41506
Fibre Cement Slates	41705

Apex caps

Segmental ridge junction	439*
Modern ridge junction	440*

* Suffix with colour code 01 Grey, 03 Brown, 04 Terracotta

** For roof pitches over 55°, speak to the Technical Advisory Service

† Non vented ridge can be achieved by not slitting the underlay. Blanking tape can be used with Gas vent Ridge or Ridge Vent Terminals to prevent fumes reentering the building.

RIDGE SYSTEMS

VENTILATED DRY MONO RIDGE SYSTEM



Mechanically fixed, weathertight and mortar free solution providing 5mm continuous ridge ventilation. Suitable for concrete tiles when used on roof pitches up to 55°**.

Advantages

- Meets BS 5534 requirements and NHBC guidelines
- Simple and fast to install
- Weathertight and maintenance free
- Can be used up to 55° pitch**
- Provides 5mm continuous ventilation along the ridge
- Can be used with all fibre cement slates, concrete tiles and slates
- Fully compatible with dry hip system

Batten sections

Low profile	41101
High profile	41201
Steep pitch (low profile)	41102
Steep pitch (high profile)	41202

Ridge unions

Segmental mono ridge union	423*
----------------------------	------

Concrete tiles & slates fixing kit	41000
------------------------------------	-------

Filler units†

Double Roman - vented	42105
Modern, Duo Modern, Edgemere - vented	41501
Ludlow Major - vented	41601
Ludlow Plus - vented	41508
Mendip - vented	41701
Wessex - vented	41901
Anglia - vented	41506
Fibre Cement Slates	41705

* Suffix with colour code 01 Grey, 03 Brown, 04 Terracotta

† Non vented ridge can be achieved by not slitting the underlay. Blanking tape can be used with Gas vent Ridge or Ridge Vent Terminals to prevent fumes reentering the building.

** For roof pitches over 55°, speak to the Technical Advisory Service.

RIDGE VENT TERMINALS



Suitable for natural soil, or mechanical ventilation. Provides high level ventilation for concrete tiles (9,500mm² free area), clay plain tiles (10,000mm² free area).

Ridge vent terminal

Illustrated above – for natural ventilation of the roof void apex and connection to mechanical ventilation systems.

For concrete tiles 198

Gas vent ridge terminal for condensing boilers

Segmental	254
Modern	255

Gas vent ridge terminal (concrete tiles)

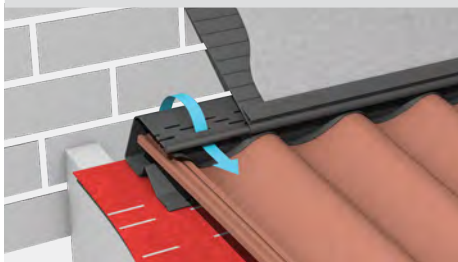
For connection to gas appliances of rated input of 60 Kw max. only (not suitable for gas condensing boilers or oil fired boilers).

With extension piece	256
Gasket set (spare)	30346
Plumbers accessory pack	39090

For full product codes, please speak to Customer Services on 01283 722849.

ABUTMENT SYSTEMS

TOP ABUTMENT VENTILATION SYSTEM



Designed to provide a totally dry fixed and weathertight top abutment that is fast and simple to install and at the same time provides ventilation at apex of the abutment.

Batten sections

Low profile	41101
High profile	41201
Steep pitch (low profile)	41102
Steep pitch (high profile)	41202
Lead support strip	42505

Fixing Kits	41000
-------------	-------

Filler units†

Double Roman – vented	42105
Modern, Duo Modern, Edgemere – vented	41501
Ludlow Major – vented	41601
Ludlow Plus – vented	41508
Mendip – vented	41701
Wessex – vented	41901
Anglia – vented	41506
Fibre cement slates – vented	41705

DRY FIX SOAKERS



An easy-to-install, lightweight and highly affordable way to reduce both the material and labour costs associated with lead at side abutments.

Modern dry soakers

Left hand	MA30476
Right hand	MA30477

Edgemere dry soakers

Left hand	MA30474
Right hand	MA30475

Ashmore dry soakers

Left hand	MA30472
Right hand	MA30473

Clay/concrete plain tile dry soakers

Left hand	MA30478
Right hand	MA30479

Fibre cement slate dry soakers

Left hand and right hand	MA30480
--------------------------	---------

ABUTMENT SYSTEMS


FLEXFAST LEAD REPLACEMENT ROLL



Flexfast is an easy-to-use, lightweight flashing for abutments at walls, side and top, abutments at rising parts of structures such as dormers and chimneys.

5m x 450mm x 1.7mm	MA42611
5m x 300mm x 1.7mm	MA42610
Trim 2.5m	MA42345

BONDING GUTTERS




Easy-to-install, lightweight and highly affordable way to reduce the need for mortar and lead at the junction between two different roof coverings.

High profile	MA40471
Low profile	MA40470

VENTILATION TERMINALS

UNIVERSAL TILE VENT TERMINALS



The Universal tile vent terminals are designed for roof void ventilation and connection to 110mm soil pipe or mechanical extract systems. Free area: 15,000mm².

Universal tile vent terminals for large format concrete interlocking tiles

Grey	36700
Brown	36703
Terracotta	36704

UNIVERSAL PLAIN TILE VENT TERMINALS



Designed for natural, mechanical or soil pipe ventilation. Provides 10,000mm² free area of ventilation. Suitable for concrete and clay plain tile roof pitches 30° and above‡.

Universal plain tile vent

Grey	45501
Brown	45503
Red	45505

Flexible pipe ID 110mm (sold separately) 39091


Pressure resistance values

Airflow (litres/second)	15	30	60
-------------------------	----	----	----

Pressure resistance (Pa)	13.6	53.7	21
--------------------------	------	------	----

‡ Please note minimum pitch of tile will apply.

UNIVERSAL CONTOUR VENT TERMINALS



The Universal Edgemere & Modern tile vents provide 10,000mm² free area of ventilation, and can be installed down to 20° minimum pitch at 100mm headlap. Designed to fit with similar tiles from other manufacturers.

Modern Universal contour vent terminal 461**

Edgemere Universal contour tile vent terminal 475**

Universal contour vent terminal adaptor 39100

** Suffix with colour code 01 Grey, 03 Brown, 05 Red, 08 Anthracite

VENTILATION TERMINALS

CLAY IN-LINE TILE VENT TERMINALS



Real clay tile slips provide visual integration on roof slope and 6,100mm² free area of ventilation.


Clay in-line tile ventilator MAKE**ZICVB

Clay in-line tile adaptor MAGL902ZVPAB

Flexible pipe 39091

** Suffix with colour code: 001 Red Smooth, 003 Red Sandfaced, 004 Heather Sandfaced, 006 Farmhouse Brown, 007 Grey Sandfaced, 009 Brindle, 033 Heather Blend, 034 Burnished, 113 Ashurst, 122 Aylesham Mix, 142 Loxleigh, 305 Autumn Brindle, 402 Dark Heather, 403 Staffs Mix, 406 Staffs Blue, 408 Blue Smooth

CONTOUR IN-LINE VENT TERMINALS



Discreet high performance vent terminals for high/low level roof space ventilation. Suitable for soil and mechanical ventilation. Minimum roof pitch 22.5°.

Contour tile vents

Mendip	452**
Ashmore	450**
Modern	451**
Wessex	459**
Ludlow Major	456**
Double Roman	453**
Ludlow Plus	457**
Anglia	460**
Flexible pipe	39091

** Suffix with colour code 01 Grey, 03 Brown, 05 Red, 08 Anthracite

TILE VENT TERMINALS



Available in a wide range of colours and finishes, provides for high/low level roof space ventilation. Suitable for natural soil, or mechanical ventilation (except Ashmore)†.

Terminals (with spigot)

Mendip (illustrated above)	294*
Edgemere	259*
Modern	295*
Wessex	296*
Ludlow Major	297*
Double Roman	298*

Flexible pipe 39091

Ventilation roof tiles


Ashmore 263

* Available in all colours to match main tiles.

† Minimum pitch of tile will apply.

SLATE ACCESSORIES

UNIVERSAL RIDGE ROLL



Simple and rapidly installed dry fix system providing 5mm continuous ridge ventilation. Compatible with fibre cement slates and ridges.

Ridge roll (6m)

Code

33010



CONTINUOUS DRY VERGE

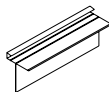


Easy-to-install continuous dry verge system, made from powder-coated aluminium, providing a neat weather-proof and durable finish for slates.


Verge trim (3m) (pack of 8)

Code

42206



DRY FIX SOAKERS

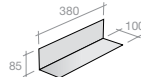


The Marley range of individual dry soakers are an easy to install, lightweight and highly affordable way to reduce both the material and labour costs associated with lead at side abutments.

Dry soaker (pack of 10)

Code

30480
(for both
left and
right hand)



GRP SLATE DRY VALLEY SYSTEM



Developed to allow the designer freedom to specify a completely mortar-free roof, this system utilises the latest GRP technology. The advanced and unique parabolic gutter section improves discharge rates without added gutter depth.


Valley trough (3m)

Code

30578



IN-LINE SLATE VENTILATOR

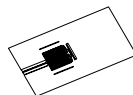


Ideal for roofs where the normal ventilation airpath is blocked by valleys, abutments, hips, dormer windows and firebreaks or party walls or where it is not possible to incorporate standard eaves or ridge ventilation.

Code

In-line slate ventilator

EU_UNIVSLATEVENT



In-line slate vent adaptor

EU INLINESLATEADAP

Flexible pipe

39091

Fibre cement slate vented filler unit

Code

41705

SYSTEM SELECTOR

	CLAY PLAIN TILES	LINCOLN	SHINGLES	CONCRETE PLAIN TILES	EDGEMERE RANGE	ASHMORE	LUDLOW PLUS
UNIVERSAL ROOFING ACCESSORIES							
10mm eaves vent system	•	•	•	•	•	•	•
25mm eaves vent system	•	•	•	•	•	•	•
Dry verge					•		•
HipFast	•	•		•	•	•	•
RidgeFast	•	•		•	•	•	•
Tile vent					•		•
GRP dry valley system (high)		•					•
GRP dry valley system (low)	•			•	•	•	
Underlays	•	•	•	•	•	•	•
Dry bonding gutters (high)		•					•
Dry bonding gutters (low)	•			•	•	•	
DRY VERGE							
Cloak verge system	•			•			
Edgemere dry verge					•		
Continuous dry verge	•			•	•	•	
Ashmore dry verge						•	
DRY HIP							
Dry hip system					•	•	•
DRY VALLEY							
Plain valley tiles	•			•			
VENTILATED DRY RIDGE							
Ventilated dry ridge					•	•	•
Ventilated mono dry ridge					•	•	•
Ridge roll vent			•				
ABUTMENT SYSTEMS							
Top abutment ventilation system					•	•	•
Dry soakers	•			•	•	•	•
Flexfast Lead replacement roll	•	•	•	•	•	•	•
VENTILATION TERMINALS							
Gas vent ridge terminals				•	•	•	•
Ridge vent terminals				•	•	•	•
In-line vents and contour vents	•	•		•	•	•	•
Tile vent terminals					•		
Ventilation roof tile						•	
Ridge vent for condensing boiler				•	•	•	•
SOLARTILE®							
Roof Defence	•	•	•	•	•	•	•
	•	•	•	•	•	•	•

Subject to minimum rafter length and roof pitch requirements – contact the Technical Advisory Service for assistance.

SYSTEM SELECTOR

	ANGLIA	DOUBLE ROMAN	LUDLOW MAJOR	MENDIP	MENDIP 12.5	WESSEX	MODERN & DUO MODERN
UNIVERSAL ROOFING ACCESSORIES							
10mm eaves vent system	•	•	•	•		•	•
25mm eaves vent system	•	•	•	•	•	•	•
Dry verge	•	•	•	•	•	•	•
HipFast	•	•	•	•	•	•	•
RidgeFast	•	•	•	•	•	•	•
Tile vent	•	•	•	•		•	•
GRP dry valley system (high)	•	•	•	•		•	
GRP dry valley system (low)							•
Underlays	•	•	•	•	•	•	•
Dry bonding gutters (high)	•	•	•	•		•	
Dry bonding gutters (low)							•
DRY VERGE							
Cloak verge system		•		•			•*
Edgemere dry verge							
Continuous dry verge							
Ashmore dry verge							
DRY HIP							
Dry hip system	•	•	•	•	•	•	•
DRY VALLEY							
Plain valley tiles							
VENTILATED DRY RIDGE							
Ventilated dry ridge	•	•	•	•	•	•	•
Ventilated mono dry ridge	•	•	•	•	•	•	•
Ridge roll vent							
ABUTMENT SYSTEMS							
Top abutment ventilation system	•	•	•	•	•	•	•
Dry soakers							•
Flexfast Lead replacement roll	•	•	•	•	•	•	•
VENTILATION TERMINALS							
Gas vent ridge terminals	•	•	•	•	•	•	•
Ridge vent terminals	•	•	•	•	•	•	•
In-line vents and contour vents	•	•	•	•	•	•	•
Tile vent terminals		•	•	•		•	•
Ventilation roof tile							
Ridge vent for condensing boiler	•	•	•	•		•	•
SOLARTILE®							
Roof Defence	•	•	•	•	•	•	•
	•	•	•	•	•	•	•

Subject to minimum rafter length and roof pitch requirements – contact the Technical Advisory Service for assistance.

* Suitable for Modern only.

FIXINGS

BATTEN END CLIPS



These are for use with all dry verge units. Easily fitted to the batten end, they provide easy, fast and positive fixing of dry verge units to the batten end. Compliant with BS 8612.

Batten end clip

30214

UNIVERSAL EAVES CLIP



Complies with BS 5534 and is suitable for most concrete or clay tiles. Strong and durable, the Universal eaves clip adjusts to roof pitch.

Universal eaves clip

30279

SOLOFIX



SoloFix is a one-piece clip and nail for all standard interlocking tiles, providing an affordable fixing that not only installs up to 30% faster than traditional clips, but delivers outstanding strength and durability.

Manufactured from Zial®, an integrated clip and nail that is quick and simple to install.

Profile	Pack size (500) Code No.	Pack size (100) Code No.
Anglia	30434	30444
Double Roman	30433	30443
Duo Modern	30430	30440
Edgemere range	30431	30441
Lincoln	30436	30446
Ludlow Major	30430	30440
Ludlow Plus	30430	30440
Mendip/Mendip 12.5	30432	30442
Modern	30430	30440
Wessex	30432	30442

ZIAL®(ZINC-ALUMINIUM) COATED CLIPS



Description	Code No.	Pack size
Wessex head clip	43610	50
Mendip head clip	43620	250

ALUMINIUM VERGE AND EAVES CLIP PACKS

Profile	Right hand verge clip and nail pack – 50 clips and nails Code No.	Left hand verge clip and nail pack – 50 clips and nails Code No.	Eave clip and nail pack 100 clips and nails Code No.
Anglia	30284	30286	30274
Ashmore	30263	30263	30297
Double Roman	30289	30290	30275
Duo Modern	30290	30290	30273
Edgemere range	30263	30263	30297
Lincoln	30284	30286	30452*†
Ludlow Major	30287	30287	30277
Ludlow Plus	30290	30290	30277
Mendip/Mendip 12.5	30288	30287	30276
Modern	30290	30290	30273
Universal	-	-	30279*†
Wessex	30286	30286	30278

* Clips only † Need to purchase nails (30455)

ALUMINIUM NAIL PACKS

Profile	Code No.	Pack No.	Quantity
Anglia	30349	26	520
Ashmore	30398	31	432
Double Roman	30351	28	308
Duo Modern	30350	27	396
Edgemere range	30398	31	432
Lincoln	30349	26	520
Ludlow Major	30371	32	373
Ludlow Plus	30350	27	396
Mendip	30352	29	287
Modern	30350	27	396
Plain	30348	25	793

STAINLESS STEEL FIXINGS

Description	Code No.	Pack size
Ashmore fixing clip	30130	100
Ashmore Solo clip	30141	250

OTHER BS 5534 SOLUTIONS

BS 5534 is the British Standard for Slating and Tiling and provides the industry with guidance on best practice relating to the installation of roofs.

MORTAR BEDDED SECURITY RIDGE




Mechanical fixing system for mortar bedded ridge tiles, helping house builders and contractors meet British Standards and NHBC guidelines.

Mortar bedded security ridge kit (illustrated above) 54365

- 10 No. batten brackets
- 13 No. clamps
- 13 No. 75mm x 4.8mm s/s screws
- 40 No. 25mm x 2.65mm s/s ARS nails

100mm x 4.8mm deep ridge screw pack (for clay half round ridge with profiled tiles)	70000
--	-------

MORTAR BEDDED SECURITY HIP



Mechanical fixing system for mortar bedded hip tiles, helping house builders and contractors meet British Standards and NHBC guidelines.

Mortar bedded security hip kit (illustrated above) 54366

- 6 No. batten brackets
- 13 No. clamps
- 13 No. 75mm x 4.8mm s/s screws
- 40 No. 25mm x 2.65mm s/s ARS nails

Tile tail clip pack (20 No.)	43602
------------------------------	-------

Tile head clip pack (20 No.)	43604
------------------------------	-------

100mm x 4.8mm deep ridge screw pack (for clay half round ridge with profiled tiles)	70000
--	-------

Secret cut tile clip pack (50 No.)	43607
------------------------------------	-------



Underlay,
Roof Defence
and Battens

Solar and
renewables

Clay plain tiles
and fittings

Clay paniles
and fittings

Concrete tiles
and fittings

Dry fix and
ventilation

Shingles
and Shakes

Marley
Weatherboard

Here to
Help

▲
**Shingles &
Shakes**

SHINGLES

A truly renewable and sustainable roofing and cladding material.

lowpitch



TECHNICAL DATA

Length	400mm	
Width	75-350mm (random)	
Pitch and gauge	14-21° at 95mm gauge (roof) 22-74° at 125mm gauge (roof)	75-90° at 175mm gauge (vertical)
Maximum pitch	90°	
Thickness	10mm at the butt, tapering	
Covering (bundle)	1.73m ² at 95mm gauge (roof) 2.28m ² at 125mm gauge (roof)	3.2m ² at 175mm gauge (vertical)
Laid weight (approx.)*	8.1kg/m ² at 95mm gauge (roof) 6.1kg/m ² at 125mm gauge (roof)	4.0kg/m ² at 175mm gauge (vertical)
Battens required (net)	10.5 lin.m/m ² at 95mm gauge (roof) 8.0 lin.m/m ² at 125mm gauge (roof)	5.7 lin.m/m ² at 175mm gauge (vertical)
Batten size recommended	38mm x 25mm for rafters/supports not exceeding 450mm centres (fixed to BS 5534) 50mm x 25mm for rafters/supports not exceeding 600mm centres (fixed to BS 5534)	
Fixings	Annular Ringshank Stainless steel or silicon bronze nails – 31 x 1.8mm	
Authority	Cedar Shake and Shingle Bureau	

The minimum recommended pitch and lap may be influenced by special circumstances, please contact the Technical Advisory Service.

* Laid weights shown are for 'clean' untreated shingles.

lowpitch



SHAKES

Premier No. 1 Grade Blue Label Western Red Cedar Shake for roofing and cladding.



TECHNICAL DATA

Length	600mm
Width	75-300mm (random)
Pitch and gauge	20°-74° at 190mm gauge (roof) 75°-90° at 250mm gauge (vertical)
Maximum pitch	90°
Thickness	19mm at the butt, tapering
Covering (bundle)	1.39m ² at 190mm gauge (roof) 2.12m ² at 250mm gauge (vertical)
Laid weight (approx.)*	9.4kg/m ² at 190mm gauge (roof) 6.1kg/m ² at 250mm gauge (vertical)
Battens required (net)	5.3 lin.m/m ² at 190mm gauge (roof) 3.5 lin.m/m ² at 250mm gauge (vertical)
Batten size recommended	38mm x 25mm for rafters/supports not exceeding 450mm centres (fixed to BS 5534) 50mm x 25mm for rafters/supports not exceeding 600mm centres (fixed to BS 5534)
Fixings	Annular Ringshank Stainless steel or silicon bronze nails – 45 x 2.65mm
Authority	Cedar Shake and Shingle Bureau

The minimum recommended pitch and lap may be influenced by special circumstances, please contact the Technical Advisory Service.

* Laid weights shown are for 'clean' untreated shakes.

Underlay,
Roof Defence
and Battens

Solar and
renewables

Clay plain tiles
and fittings

Clay paniles
and fittings

Concrete tiles
and fittings

Dry fix and
ventilation

Shingles
and Shakes

Marley
Weatherboard


Here to
Help






Marley Weatherboard

MARLEY WEATHERBOARD

Marley Weatherboard is our exciting range of fibre cement cladding products, offering a beautifully textured woodgrain effect finish with quality and durability that stands the test of time. Weatherboard has all the benefits of timber with none of the worries about rot, maintenance and repainting.



COLOUR AVAILABILITY



TECHNICAL DATA

Size of plank	3600mm x 200mm
Thickness	8mm
Fire rating	A2-s1, d0
Lap	30-50mm
Maximum gauge	100mm (roof)
Coverage	1.63 boards per m ² (max)
Finish	Woodgrain effect
Weight per board	8.6kg

ADVANTAGES

- ▲ Contemporary and versatile
- ▲ 5 colours available
- ▲ Wider boards provide greater covering capacity (1.63 boards/m² at 30mm lap)
- ▲ Simple and economical to install using handheld power tools
- ▲ Meets the durability requirements of BS EN 12467*
- ▲ BRE fire safety classification A2-s1, d0
- ▲ Compatible for use with rainscreen insulation for improved thermal performance
- ▲ Suitable for residential and commercial applications


* Fibre-cement flat sheets – product specification and test methods

WEATHERBOARD ACCESSORIES


Available in all colours to match the Marley Weatherboard range.




Starter profile




Connection profile




End profile



Internal corner



Asymmetric
External Corner



Symmetric
External Corner



Perforated
closure



Universal
vapour permeable
underlay



Colour
matched
screw



EPDM
self-adhesive
tape (20m roll)



Weatherboard
touch-up
paint



Here to help

Getting our knowledge to you and your project smoothly and efficiently

▲ CUSTOMER SERVICES

For our trading customers, our knowledgeable and friendly staff are able to offer quotations, expert advice, deal with orders and all other enquiries.

Call 01283 722849

▲ TECHNICAL ADVICE

Our Technical Advisory Service is staffed by an experienced team with specialist knowledge.

Call 01283 722330

e-mail roofing@marley.co.uk

▲ TECHNICAL TOOLKIT

Tools and assets that make design and specification as straightforward as possible.

SPECIFICATION TOOLS

Specrite, Estimator and Fixing Spec are online tools designed to give the specifier and installer all the specification and installation help they need:

marley.co.uk/specrite

marley.co.uk/estimator

marley.co.uk/fixingspec



SAMPLES

Experiencing the vast variety of textures and colours that our roof tiles provide up close can guide you in the decision-making process when selecting roof coverings. Our efficient sample service can help you in this process.

marley.co.uk/samples



TECHNICAL ADVICE

The best roofing systems and product solutions demand the best technical advice and back up. Our experience and knowledge are second to none.

Contact our Technical Advisory Team

01283 722330



NATIONAL COVERAGE

We have experts on hand across the country that understand the local vernacular and can help you design a bespoke roofing system for your project.

Find your local specialist by visiting

marley.co.uk/contact-us



TRAINING & CPDS

We offer a range of online and practical training courses for merchants and installers. Also our RIBA accredited CPD courses provide in-depth knowledge and understanding of key roofing products.

marley.co.uk/training

MINIMUM ORDER QUANTITIES

Clay plain tiles	No. per band	No. of bands per pallet	Qty. per pallet	Min. order qty.
Acme/Hawkins tiles	12	105	1260	per pallet
Acme/Hawkins eaves	15	100	1500	per band
Acme/Hawkins gables	12	63	756	per band
Canterbury handmade tiles	n/a	n/a	860	per pallet
Canterbury handmade eaves	n/a	n/a	860	1
Canterbury handmade gables	n/a	n/a	560	1
Creasing tiles	n/a	n/a	1260	per pallet
Clay Pantiles				
Lincoln pantiles	4	99	396	per pallet
Concrete tiles				
Anglia	38	12	456	per pallet
Ashmore	6	46	276	per pallet
Double Roman	32	6	192	per pallet
Edgemere range	40	6	240	per pallet
Ludlow Major	36	6	216	per pallet
Ludlow Plus	43	12	516	per pallet
Mendip range	32	6	192	per pallet
Modern and Duo Modern	32	6	192	per pallet
Plain tiles	10	90	900	per pallet
Plain eaves/top	10	120	1200	per band
Plain tile and half	10	54	540	per band
Wessex	32	6	192	per pallet
Concrete fittings				
Segmental ridge	5	24	120	per pallet
Segmental security ridge	5	24	120	per pallet
Modern ridge	5	28	140	per pallet
Modern security ridge	5	28	140	per pallet
Third round hip ridge	5	28	140	per pallet

Feature tiles	No. per band	Min. order qty.
Aylesham Mix	12	per band
Autumn Brindle	12	per band
Burnished	12	per band
Farmhouse Brown	12	per band
Grey Sandfaced	12	per band
Heather Sandfaced	12	per band
Red Sandfaced	12	per band
Red Smooth	12	per band
Staffordshire Blue	12	per band

Any tile colours not listed are sold loose.

Shingles	No. of bundles per pallet	Min. order qty.
Shakes	20	1 bundle
Shingles	24	1 bundle

Battens*	No. per bundle	No. of bundles per pack	Quantity per pack
19 x 38mm	10	70	700
25 x 38mm	10	56	560
25 x 50mm	10	44	440

* Minimum order 10 packs, mixed packs permitted

Weatherboard	Quantity per pallet	Min. order qty.
Black	250	per pallet
Slate Grey	250	per pallet
Light Grey	250	per pallet
Blue Grey	250	per pallet
White	250	per pallet

MANUFACTURING & STOCKING LOCATIONS

KEY

Clay plain tiles	Timber
Clay pantiles	Solar
Concrete	Weatherboard

1 GLASGOW

Marley Ltd, Kirkintilloch Road, Cadder,
Bishopbriggs, Glasgow G64 2PY

Open for collections

Mon-Thur: 6:30am - 3:00pm*

Fri: 6:30am - 2:30pm

2 GAINSBOROUGH

Marley Ltd, Old Shipyard, Beckingham,
Gainsborough DN21 1NG

Open for collections

Mon-Fri: 7:00am - 4:00pm

4 BURTON

Marley Ltd, Lichfield Road,
Branston, Burton upon Trent DE14 3HD

Open for collections

Mon-Thur: 7:00am - 3:00pm

Fri: 7:00am - 2:00pm

6 BEENHAM

Marley Ltd, Grange Lane, Bath Road,
Beenham, Reading RG7 5PU

Open for collections

Mon-Fri: 7:00am - 3:30pm



3 KEELE

Marley Ltd, Ridgehill Drive,
Madeley Heath, Crewe,
Cheshire CW3 9LY

Open for collections

Mon-Fri: 7:30am - 4:00pm

5 BRIDGEND

Marley Ltd, St Mary's Hill,
Mynydd Ruthin, Bridgend,
Mid Glamorgan CF35 5DU

Open for collections

Mon-Fri: 8:00am - 4:00pm

7 AYLESFORD**

Marley Ltd, Unit 1, Bellingham Way,
Panattoni Park, Aylesford,
Kent ME20 7WT

Open for collections

Mon-Fri: 7:30am - 4:00pm

* Last load accepted at 2.30pm ** Collections only

NOTES

This publication is based on the latest data available at the time of printing. Due to product changes, improvements and other factors, the Company reserves the right to change or withdraw information contained herein without prior notice. For specific applications users should refer to the Technical Advisory Service and relevant Standards and Codes of Practice for guidance. The photography shown in the document should not necessarily be taken as recommendations of good practice. The printing process restricts the exact representation of colours. For true colour reference, please request product samples.

Updates since February 2024 publication; removal of discontinued products, addition of new products, increased technical information for Dry Fix and Ventilation Systems products, updated measurements on selected clay and concrete fittings.

Underlay,
Roof Defence
and Battens

Solar and
renewables

Clay plain tiles
and fittings

Clay paniles
and fittings

Concrete tiles
and fittings

Dry fix and
ventilation

Shingles
and Shakes

Marley
Weatherboard

Here to
Help



Tell me more

Call 01283 722588
Email info@marley.co.uk
Or visit marley.co.uk



Marley, Lichfield Road, Branston, Burton upon Trent, DE14 3HD