



# TAURUS

## GATE & FENCE **HARDWARE**

The Taurus Gate and Hardware Range has been designed and manufactured to meet the high standards associated with TIMco. Items within the range are sold with TIMco's quality fixings and fasteners to ensure a high-quality product throughout.



### TAURUS BAG

- ✓ TIMco quality fixings always included
- ✓ Includes a comprehensive fitting guide
- ✓ Designed for the retail environment
- ✓ Clear & concise product visibility
- ✓ Tamper & water resistant

### PLAIN BAG

- ✓ *Fieldgate range includes TIMco quality fixings*
- ✓ Packed in a clear sealed bag for easy inventory control
- ✓ Large barcode for easy stock management
- ✓ Competitively priced for large volume users



## **EXTERIOR GATE & DOOR HINGES** - 220

---

Tee Hinges  
Strap Hinges  
Curved Rail Hinge

Reversible Hinges  
Bands & Hook on Plates



## **EXTERIOR GATE & DOOR FURNITURE** - 226

---

Bolts  
Latches & Catches  
Hasps & Staples

Locks & Handles  
Gate Kits



## **FIELDGATE RANGE** - 246

---

Hinge Sets  
Hooks & Eyes  
Catches

Throw-over Loops  
Wheels



## **FENCING RANGE** - 253

---

Fence Post Supports  
Fence Brackets  
Fence Clips




## **CHAINS & ACCESSORIES** - 260

---

Chain  
Dee & Bow Shackle  
Links & Hooks

Staple On Plate  
Hook On Plate  
Ring On Plate

## Light Tee Hinge



Ideal for lightweight low use gates, sheds and animal hutches.

**NOTE: Doors/gates over 2130mm / 7ft height, should be fitted with a third hinge to prevent warping.**



COUNTERSUNK

- 1
- 2
- 3
- 4
- 5

OCCASIONALLY DAMP/WET, RURAL AND SHELTERED AREAS.

**Epoxy Black**

**Zinc**

Band L (inch)	Band L (mm)	Band T (mm)	Knuckle Ø (mm)	Leaf Size L x W (mm)	To Suit Gate W (mm)	Max. Gate Weight (kg)	No. of Screw Holes (Pair)	Screw Ø (mm)	Product Code	Bag Qty	Carton Qty	Product Code	Bag Qty	Carton Qty
(BL)	(BL)		(KD)	(LS)	GATE/DOOR INFO.		FIXINGS INFO.		PLAIN BAG EXCLUDES FIXINGS			TAURUS BAG TIMCO FIXINGS INCLUDED		
<b>Epoxy Black</b>														
4	100	1.5	7.5	72 x 20	200 - 300	5	12	3.5	LTH4BB	1 Pair	10 Pairs	LTH4B	1 Pair	10 Pairs
6	150	1.5	7.5	72 x 20	300 - 450	5	14	3.5	LTH6BB	1 Pair	10 Pairs	LTH6B	1 Pair	10 Pairs
8	200	1.5	7.5	80 x 20	400 - 600	10	14	3.5	LTH8BB	1 Pair	10 Pairs	LTH8B	1 Pair	10 Pairs
10	250	1.5	7.5	80 x 20	500 - 750	10	14	3.5	LTH10BB	1 Pair	10 Pairs	LTH10B	1 Pair	10 Pairs
12	300	1.5	7.5	90 x 20	600 - 900	10	14	3.5	442268	1 Pair	10 Pairs	LTH12B	1 Pair	10 Pairs
<b>Zinc</b>														
4	100	1.5	7.5	72 x 20	200 - 300	5	12	3.5	LTH4ZB	1 Pair	10 Pairs	LTH4Z	1 Pair	10 Pairs
6	150	1.5	7.5	72 x 20	300 - 450	5	14	3.5	LTH6ZB	1 Pair	10 Pairs	LTH6Z	1 Pair	10 Pairs
8	200	1.5	7.5	80 x 20	400 - 600	10	14	3.5	LTH8ZB	1 Pair	10 Pairs	LTH8Z	1 Pair	10 Pairs
10	250	1.5	7.5	80 x 20	500 - 750	10	14	3.5	LTH10ZB	1 Pair	10 Pairs	LTH10Z	1 Pair	10 Pairs
12	300	1.5	7.5	90 x 20	600 - 900	10	14	3.5	442214	1 Pair	10 Pairs	LTH12Z	1 Pair	10 Pairs

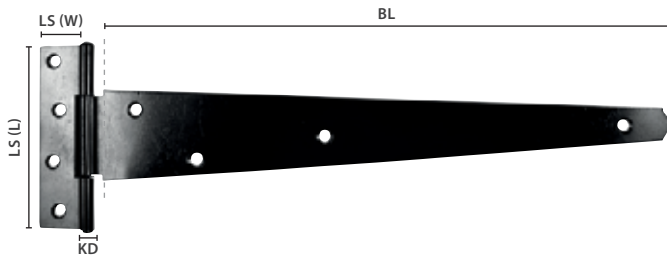
TYPE - HGB / HGP

L = LENGTH, W = WIDTH, T = THICKNESS, DIA. = DIAMETER

SUB TYPE - HGB06 / HGB01

SUB TYPE - HGP05 / HGP01

## Medium Tee Hinge



Ideal for medium weight regular use gates, shed and garage doors in domestic applications.

**NOTE: Doors/gates over 2130mm / 7ft height, should be fitted with a third hinge to prevent warping.**



COUNTERSUNK

- 1
- 2
- 3
- 4
- 5

OCCASIONALLY DAMP/WET, RURAL AND SHELTERED AREAS.

**Epoxy Black**

**Zinc**

- 1
- 2
- 3
- 4
- 5

URBAN & INDUSTRIAL AREAS WITH A MODERATE SALT ATMOSPHERE

**Hot Dipped Galvanised**

Band L (inch)	Band L (mm)	Band T (mm)	Knuckle Ø (mm)	Leaf Size L x W (mm)	To Suit Gate W (mm)	Max. Gate Weight (kg)	No. of Screw Holes (Pair)	Screw Ø (mm)	Product Code	Bag Qty	Carton Qty	Product Code	Bag Qty	Carton Qty
(BL)	(BL)		(KD)	(LS)	GATE/DOOR INFO.		FIXINGS INFO.		PLAIN BAG EXCLUDES FIXINGS			TAURUS BAG TIMCO FIXINGS INCLUDED		
<b>Epoxy Black</b>														
10	250	1.8	8.5	90 x 25	500 - 750	30	14	4.0	MTH10BB	1 Pair	10 Pairs	MTH10B	1 Pair	10 Pairs
12	300	2.0	9.5	100 x 25	600 - 900	30	14	4.0	MTH12BB	1 Pair	10 Pairs	MTH12B	1 Pair	10 Pairs
14	350	2.0	9.5	115 x 25	700 - 1050	30	14	4.0	MTH14BB	1 Pair	10 Pairs	MTH14B	1 Pair	8 Pairs
15	375	2.0	9.5	115 x 25	750 - 1125	40	16	4.0	MTH15BB	1 Pair	10 Pairs	MTH15B	1 Pair	10 Pairs
16	400	2.2	11.5	128 x 30	800 - 1200	40	18	5.0	MTH16BB	1 Pair	10 Pairs	MTH16B	1 Pair	8 Pairs
18	450	2.2	11.5	140 x 30	900 - 1350	40	18	5.0	MTH18BB	1 Pair	10 Pairs	MTH18B	1 Pair	6 Pairs
<b>Zinc</b>														
10	250	1.8	8.5	90 x 25	500 - 750	30	14	4.0	MTH10ZB	1 Pair	10 Pairs	MTH10Z	1 Pair	10 Pairs
12	300	2.0	9.5	100 x 25	600 - 900	30	14	4.0	MTH12ZB	1 Pair	10 Pairs	MTH12Z	1 Pair	10 Pairs
14	350	2.0	9.5	115 x 25	700 - 1050	30	14	4.0	MTH14ZB	1 Pair	10 Pairs	MTH14Z	1 Pair	8 Pairs
15	375	2.0	9.5	115 x 25	750 - 1125	40	16	4.0	MTH15ZB	1 Pair	10 Pairs	MTH15Z	1 Pair	10 Pairs
16	400	2.2	11.5	128 x 30	800 - 1200	40	18	5.0	MTH16ZB	1 Pair	10 Pairs	MTH16Z	1 Pair	8 Pairs
18	450	2.2	11.5	140 x 30	900 - 1350	40	18	5.0	MTH18ZB	1 Pair	10 Pairs	MTH18Z	1 Pair	6 Pairs
<b>Hot Dipped Galvanised</b>														
10	250	1.8	8.5	90 x 25	500 - 750	30	14	4.0	MTH10GB	1 Pair	10 Pairs	MTH10G	1 Pair	10 Pairs
12	300	2.0	9.5	100 x 25	600 - 900	30	14	4.0	MTH12GB	1 Pair	10 Pairs	MTH12G	1 Pair	10 Pairs
14	350	2.0	9.5	115 x 25	700 - 1050	30	14	4.0	MTH14GB	1 Pair	10 Pairs	MTH14G	1 Pair	8 Pairs
15	375	2.0	9.5	115 x 25	750 - 1125	40	16	4.0	MTH15GB	1 Pair	10 Pairs	MTH15G	1 Pair	10 Pairs
16	400	2.2	11.5	128 x 30	800 - 1200	40	18	5.0	MTH16GB	1 Pair	10 Pairs	MTH16G	1 Pair	8 Pairs
18	450	2.2	11.5	140 x 30	900 - 1350	40	18	5.0	MTH18GB	1 Pair	10 Pairs	MTH18G	1 Pair	6 Pairs


TYPE - HGB / HGP

L = LENGTH, W = WIDTH, T = THICKNESS, DIA. = DIAMETER

SUB TYPE - HGB02 / HGB07 / HGB08

SUB TYPE - HGP02 / HGP06 / HGP07

### Strong Tee Hinge



Ideal for heavy weight high use gates, sheds and garage doors in domestic applications.

**NOTE: Doors/gates over 2130mm / 7ft height, should be fitted with a third hinge to prevent warping.**



COUNTERSUNK

① ② ③ ④ ⑤  
OCCASIONALLY DAMP/WET, RURAL AND SHELTERED AREAS.  
**Epoxy Black**

① ② ③ ④ ⑤  
URBAN & INDUSTRIAL AREAS WITH A MODERATE SALT ATMOSPHERE  
**Hot Dipped Galvanised**

Band L (inch)	Band L (mm)	Band T (mm)	Knuckle Ø (mm)	Leaf Size L x W (mm)	To Suit Gate W (mm)	Max. Gate Weight (kg)	No. of Screw Holes (Pair)	Screw Ø (mm)	Product Code	Bag Qty	Carton Qty	Product Code	Bag Qty	Carton Qty
(BL)	(BL)	(KD)	(LS)	GATE/DOOR INFO.		FIXINGS INFO.			PLAIN BAG EXCLUDES FIXINGS			TAURUS BAG TIMCO FIXINGS INCLUDED		
<b>Epoxy Black</b>														
10	250	2.3	12.0	100 x 20	500 - 750	40	14	4.0	STH10BB	1 Pair	10 Pairs	STH10B	1 Pair	6 Pairs
12	300	2.3	12.0	115 x 30	600 - 900	40	18	4.0	STH12BB	1 Pair	10 Pairs	STH12B	1 Pair	6 Pairs
14	350	2.3	12.0	127 x 30	700 - 1050	60	18	4.0	STH14BB	1 Pair	10 Pairs	STH14B	1 Pair	6 Pairs
16	400	2.8	14.0	140 x 30	800 - 1200	60	18	5.0	STH16BB	1 Pair	10 Pairs	STH16B	1 Pair	8 Pairs
18	450	2.8	14.0	150 x 30	900 - 1350	80	18	5.0	STH18BB	1 Pair	10 Pairs	STH18B	1 Pair	6 Pairs
24	600	2.8	14.0	166 x 40	1200 - 1800	80	20	5.0	STH24BB	1 Pair	5 Pairs	STH24B	1 Pair	4 Pairs
<b>Hot Dipped Galvanised</b>														
10	250	2.3	12.0	100 x 20	500 - 750	40	14	4.0	STH10GB	1 Pair	10 Pairs	STH10G	1 Pair	6 Pairs
12	300	2.3	12.0	115 x 30	600 - 900	40	18	4.0	STH12GB	1 Pair	10 Pairs	STH12G	1 Pair	6 Pairs
14	350	2.3	12.0	127 x 30	700 - 1050	60	18	4.0	STH14GB	1 Pair	10 Pairs	STH14G	1 Pair	6 Pairs
16	400	2.8	14.0	140 x 30	800 - 1200	60	18	5.0	STH16GB	1 Pair	10 Pairs	STH16G	1 Pair	8 Pairs
18	450	2.8	14.0	150 x 30	900 - 1350	80	18	5.0	STH18GB	1 Pair	10 Pairs	STH18G	1 Pair	6 Pairs
24	600	2.8	14.0	166 x 40	1200 - 1800	80	20	5.0	STH24GB	1 Pair	5 Pairs	STH24G	1 Pair	4 Pairs


TYPE - HGP / HGB

L = LENGTH, W = WIDTH, T = THICKNESS, DIA. = DIAMETER

SUB TYPE - HGB03 / HGB09

SUB TYPE - HGP03 / HGP08

### Scotch Tee Hinge



Ideal for heavy weight high use gates and shed doors in domestic, commercial and agricultural applications.

**NOTE: Doors/gates over 2130mm / 7ft height, should be fitted with a third hinge to prevent warping.**



COUNTERSUNK

① ② ③ ④ ⑤  
URBAN & INDUSTRIAL AREAS WITH A MODERATE SALT ATMOSPHERE  
**Hot Dipped Galvanised**

Band L (inch)	Band L (mm)	Band T (mm)	Knuckle Ø (mm)	Leaf Size L x W (mm)	To Suit Gate W (mm)	Max. Gate Weight (kg)	No. of Screw Holes (Pair)	Screw Ø (mm)	Product Code	Bag Qty	Carton Qty	Product Code	Bag Qty	Carton Qty
(BL)	(BL)	(KD)	(LS)	GATE/DOOR INFO.		FIXINGS INFO.			PLAIN BAG EXCLUDES FIXINGS			TAURUS BAG TIMCO FIXINGS INCLUDED		
<b>Hot Dipped Galvanised</b>														
4	100	2.2	11	90 x 30	200-300	10	12	4.0	442270	1 Pair	5 Pairs	447558	1 Pair	10 Pairs
6	150	2.2	12	90 x 30	300 - 450	25	12	4.0	442159	1 Pair	5 Pairs	447254	1 Pair	10 Pairs
8	200	2.2	12	100 x 30	400 - 600	40	12	5.0	442241	1 Pair	5 Pairs	447232	1 Pair	10 Pairs
10	250	2.2	12	100 x 30	500 - 750	50	12	5.0	442657	1 Pair	5 Pairs	447778	1 Pair	6 Pairs
12	300	2.8	12	100 x 30	600 - 900	60	12	5.0	442225	1 Pair	5 Pairs	447669	1 Pair	6 Pairs
14	355	3.0	16	145 x 40	700 - 1050	80	16	5.0	442678	1 Pair	5 Pairs	447552	1 Pair	8 Pairs
16	400	3.0	16	145 x 40	800 - 1200	80	16	5.0	442336	1 Pair	5 Pairs	447154	1 Pair	8 Pairs
18	450	3.0	16	175 x 55	900 - 1350	100	16	5.0	442784	1 Pair	2 Pairs	447785	1 Pair	6 Pairs
20	500	3.0	16	175 x 55	1000 - 1500	100	16	5.0	442114	1 Pair	2 Pairs	447336	1 Pair	6 Pairs
24	600	3.0	16	175 x 55	1200 - 1800	100	16	5.0	442878	1 Pair	2 Pairs	447123	1 Pair	4 Pairs

TYPE - HGP / HGB

L = LENGTH, W = WIDTH, T = THICKNESS, DIA. = DIAMETER

SUB TYPE - HGB05

SUB TYPE - HGP04

Screws

Fasteners & Fixings

Anchors

Nails

Tapes & Adhesives

Building Chemicals

PowerTool Accessories

Hand Tools & Accessories

Site Protection


Builders Metal Work

Security & Ironmongery

Gate & Fence Hardware



## Medium Strap Hinge



Commonly used for bi-folding garage and shed doors in domestic applications.

**NOTE: Doors/gates over 2130mm / 7ft height, should be fitted with a third hinge to prevent warping.**



COUNTERSUNK



OCCASIONALLY DAMP/WET, RURAL AND SHELTERED AREAS.

Zinc

Band L (inch)	Band L (mm)	Band T (mm)	Overall L (mm)	Knuckle Ø (mm)	To Suit Gate W (mm)	Max. Gate Weight (kg)	No. of Screw Holes (Pair)	Screw Ø (mm)	Product Code	Bag Qty	Carton Qty
(BL)	(BL)			(KD)	GATE/DOOR INFO.		FIXINGS INFO.		PLAIN BAG EXCLUDES FIXINGS		
<b>Zinc</b>											
6	150	2.0	300	10.0	300 - 450	20	12	4.0	SH6ZB	1 Pair	5 Pairs
8	200	2.0	400	10.0	400 - 600	20	16	4.0	SH8ZB	1 Pair	5 Pairs

TYPE - HGB

L = LENGTH, W = WIDTH, T = THICKNESS, DIA. = DIAMETER

SUB TYPE - HGB04

## GATE KITS

Complete gate kits for medium weight gates in domestic applications. TIMCO quality Fixings included.

See Page 24.2


### Side Gate Kit - Ring Latch

- Kit Includes - x2 Medium Tee Hinges
- x1 Ring Gate Latch
- x1 Brenton Padbolt




### Side Gate Kit - Suffolk Latch

- Kit Includes - x2 Medium Tee Hinges
- x1 Suffolk Latch
- x1 Brenton Padbolt




### Pedestrian Gate Kit

- Kit Includes - x2 Medium Tee Hinges
- x1 Automatic Gate Latch



# Heavy Reversible Hinge



Heavy reversible hinges are ideal for flush mounted heavy gates, garage and stable doors in domestic, commercial and agricultural applications. The pins of the hinges mount into the hinge cups and prevent gates or doors from being lifted off.

**NOTE: Doors/gates over 2130mm / 7ft height, should be fitted with a third hinge to prevent warping.**



① ② ③ ④ ⑤  
OCCASIONALLY DAMP/WET, RURAL AND SHELTERED AREAS.  
**Epoxy Black**

① ② ③ ④ ⑤  
URBAN & INDUSTRIAL AREAS WITH A MODERATE SALT ATMOSPHERE  
**Hot Dipped Galvanised**

Band L (inch)	Band L (mm)	Band W (mm)	Band T (mm)	Pin Ø (inch)	Pin Ø (mm)	To Suit Gate Width (mm)	No. of Bolt Holes (Pair)	Carriage Bolt Ø (mm)	No. of Screw Holes (Pair)	Screw Size (mm)	Product Code	Bag Qty	Carton Qty
(BL)	(BL)	(BW)		(PIN)	(PIN)	GATE/DOOR INFO.	FIXINGS INFO.				PLAIN BAG TIMCO FIXINGS INCLUDED		
<b>Epoxy Black</b>													
10	250	40	4.8	1/2	12	500 - 750	2	M10	22	6.0 x 40	HRH250B	1 Pair	5 Pairs
12	300	40	4.8	1/2	12	600 - 900	2	M10	22	6.0 x 40	HRH300B	1 Pair	5 Pairs
14	350	40	4.8	1/2	12	700 - 1050	2	M10	22	6.0 x 40	HRH350B	1 Pair	5 Pairs
16	400	40	4.8	1/2	12	800 - 1200	2	M10	26	6.0 x 40	HRH400B	1 Pair	5 Pairs
18	450	50	4.8	5/8	16	900 - 1350	2	M10	26	6.0 x 40	HRH450B	1 Pair	5 Pairs
20	500	50	4.8	5/8	16	1000 - 1500	2	M10	26	6.0 x 40	HRH500B	1 Pair	5 Pairs
24	600	50	5.6	5/8	16	1200 - 1800	2	M10	26	6.0 x 40	HRH600B	1 Pair	5 Pairs
30	750	50	5.6	3/4	19	1500 - 2250	2	M10	26	6.0 x 40	HRH750B	1 Pair	5 Pairs
36	900	50	5.6	3/4	19	1800 - 2700	2	M10	30	6.0 x 40	HRH900B	1 Pair	5 Pairs
42	1050	50	5.6	3/4	19	2100 - 3150	2	M10	30	6.0 x 40	HRH1050B	1 Pair	2 Pairs
48	1200	50	5.6	3/4	19	2400 - 3600	2	M10	30	6.0 x 40	HRH1200B	1 Pair	2 Pairs
<b>Hot Dipped Galvanised</b>													
10	250	40	4.8	1/2	12	500 - 750	2	M10	22	6.0 x 40	HRH250G	1 Pair	5 Pairs
12	300	40	4.8	1/2	12	600 - 900	2	M10	22	6.0 x 40	HRH300G	1 Pair	5 Pairs
14	350	40	4.8	1/2	12	700 - 1050	2	M10	22	6.0 x 40	HRH350G	1 Pair	5 Pairs
16	400	40	4.8	1/2	12	800 - 1200	2	M10	26	6.0 x 40	HRH400G	1 Pair	5 Pairs
18	450	50	4.8	5/8	16	900 - 1350	2	M10	26	6.0 x 40	HRH450G	1 Pair	5 Pairs
20	500	50	4.8	5/8	16	1000 - 1500	2	M10	26	6.0 x 40	HRH500G	1 Pair	5 Pairs
24	600	50	5.6	5/8	16	1200 - 1800	2	M10	26	6.0 x 40	HRH600G	1 Pair	5 Pairs
30	750	50	5.6	3/4	19	1500 - 2250	2	M10	26	6.0 x 40	HRH750G	1 Pair	5 Pairs
36	900	50	5.6	3/4	19	1800 - 2700	2	M10	30	6.0 x 40	HRH900G	1 Pair	5 Pairs
42	1050	50	5.6	3/4	19	2100 - 3150	2	M10	30	6.0 x 40	HRH1050G	1 Pair	2 Pairs
48	1200	50	5.6	3/4	19	2400 - 3600	2	M10	30	6.0 x 40	HRH1200G	1 Pair	2 Pairs

TYPE - FGH

L = LENGTH, W = WIDTH, T = THICKNESS, DIA. = DIAMETER

SUB TYPE - FGH05 / FGH17

Screws

Fasteners & Fixings

Anchors

Nails

Tapes & Adhesives

Building Chemicals

PowerTool Accessories

Hand Tools & Accessories


Site Protection

Builders Metal Work

Security & Ironmongery

Gate & Fence Hardware

## Straight Band & Hook on Plate



The straight pattern hook and band hinges are for hanging the door or gate in front of the frame or post. They are ideal for heavy weight, high use doors, gates, garages and stables in domestic and agricultural applications. Depending on the weight distribution of the gate, the top or bottom pin can be mounted upside down to prevent unwanted removal of the gate.

**NOTE: Doors/gates over 2130mm / 7ft height, should be fitted with a third hinge to prevent warping.**



1 2 3 4 5  
OCCASIONALLY DAMP/WET, RURAL AND SHELTERED AREAS.  
**Epoxy Black**

1 2 3 4 5  
URBAN & INDUSTRIAL AREAS WITH A MODERATE SALT ATMOSPHERE  
**Hot Dipped Galvanised**


Band L (inch)	Band L (mm)	Band W (mm)	Band T (mm)	Pin Ø (inch)	Pin Ø (mm)	Hook Plate L x W (mm)	To Suit Gate Width (mm)	No. of Bolt Holes (Pair)	Carriage Bolt Ø (mm)	No. of Screw Holes (Pair)	Screw Ø (mm)	Product Code	Bag Qty	Carton Qty
(BL)	(BL)	(BW)		(PIN)	(PIN)	(HP)	GATE/DOOR INFO.	FIXINGS INFO.				PLAIN BAG TIMCO FIXINGS INCLUDED		
<b>Epoxy Black</b>														
10	250	40	4.8	1/2	12	115 x 40	500 - 750	2	M10	12	6.0	HBS250B	1 Pair	5 Pairs
12	300	40	4.8	1/2	12	115 x 40	600 - 900	2	M10	12	6.0	HBS300B	1 Pair	5 Pairs
14	350	40	4.8	1/2	12	115 x 40	700 - 1050	2	M10	12	6.0	HBS350B	1 Pair	5 Pairs
16	400	40	4.8	1/2	12	115 x 40	800 - 1200	2	M10	14	6.0	HBS400B	1 Pair	5 Pairs
18	450	50	4.8	5/8	16	160 x 50	900 - 1350	2	M10	14	6.0	HBS450B	1 Pair	5 Pairs
20	500	50	4.8	5/8	16	160 x 50	1000 - 1500	2	M10	14	6.0	HBS500B	1 Pair	5 Pairs
24	600	50	5.4	5/8	16	160 x 50	1200 - 1800	2	M10	14	6.0	HBS600B	1 Pair	5 Pairs
30	750	50	5.4	3/4	19	200 x 75	1500 - 2250	2	M10	14	6.0	HBS750B	1 Pair	5 Pairs
36	900	50	5.4	3/4	19	200 x 75	1800 - 2700	2	M10	16	6.0	HBS900B	1 Pair	5 Pairs
<b>Hot Dipped Galvanised</b>														
10	250	40	4.8	1/2	12	115 x 40	500 - 750	2	M10	12	6.0	HBS250G	1 Pair	5 Pairs
12	300	40	4.8	1/2	12	115 x 40	600 - 900	2	M10	12	6.0	HBS300G	1 Pair	5 Pairs
14	350	40	4.8	1/2	12	115 x 40	700 - 1050	2	M10	12	6.0	HBS350G	1 Pair	5 Pairs
16	400	40	4.8	1/2	12	115 x 40	800 - 1200	2	M10	14	6.0	HBS400G	1 Pair	5 Pairs
18	450	50	4.8	5/8	16	160 x 50	900 - 1350	2	M10	14	6.0	HBS450G	1 Pair	5 Pairs
20	500	50	4.8	5/8	16	160 x 50	1000 - 1500	2	M10	14	6.0	HBS500G	1 Pair	5 Pairs
24	600	50	5.4	5/8	16	160 x 50	1200 - 1800	2	M10	14	6.0	HBS600G	1 Pair	5 Pairs
30	750	50	5.4	3/4	19	200 x 75	1500 - 2250	2	M10	14	6.0	HBS750G	1 Pair	5 Pairs
36	900	50	5.4	3/4	19	200 x 75	1800 - 2700	2	M10	16	6.0	HBS900G	1 Pair	5 Pairs

TYPE - FGH

L = LENGTH, W = WIDTH, T = THICKNESS, DIA. = DIAMETER

SUB TYPE - FGH01 / FGH14

## Hook on Rectangular Plate



Spare hook on plate for hook and band hinges.




1 2 3 4 5  
URBAN & INDUSTRIAL AREAS WITH A MODERATE SALT ATMOSPHERE  
**Hot Dipped Galvanised**

Pin Dia. (inch)	Pin Dia. (mm)	Hook Plate L x W (mm)	To Suit Band Size (mm)	No. of Screw Holes (Pair)	Screw Ø (mm)	Product Code	Bag Qty	Carton Qty
(PIN)	(PIN)	(HP)		FIXINGS INFO.		PLAIN BAG TIMCO FIXINGS INCLUDED		
<b>Hot Dipped Galvanised</b>								
1/2	12	115 x 40	250 - 400	8	6.0	HRP12G	1 Pair	20 Pairs
5/8	16	160 x 50	450 - 600	8	6.0	HRP16G	1 Pair	20 Pairs
3/4	19	200 x 75	750 - 900	8	6.0	HRP19G	1 Pair	10 Pairs

TYPE - FGH

SUB TYPE - FGH06

## Gate Hooks to Build



Gate hooks to build are used for embedding in between layers of the post brickwork and can be used with straight and cranked hook and band hinges.


1 2 3 4 5  
URBAN & INDUSTRIAL AREAS WITH A MODERATE SALT ATMOSPHERE  
**Hot Dipped Galvanised**

Pin Dia. (inch)	Pin Ø (mm)	Length (mm)	To Suit Brickwork	To Suit Band Size (mm)	Product Code	Bag Qty	Carton Qty
(PIN)	(PIN)	(L)			PLAIN BAG NO FIXINGS REQUIRED		
<b>Hot Dipped Galvanised</b>							
1/2	12	60	Single	250 - 400	GHBSB12G	1 Pair	10 Pairs
1/2	12	180	Double	250 - 400	GHDB12G	1 Pair	10 Pairs
5/8	16	65	Single	450 - 600	GHBSB16G	1 Pair	10 Pairs
5/8	16	180	Double	450 - 600	GHDB16G	1 Pair	10 Pairs
3/4	19	65	Single	750 - 900	GHBSB19G	1 Pair	10 Pairs
3/4	19	180	Double	750 - 900	GHDB19G	1 Pair	10 Pairs

TYPE - FGH

SUB TYPE - FGH09

**Cranked Band & Hook on Plate**



The cranked pattern hook and band hinges are for hanging the door or gate flush with the frame or post. They are ideal for heavy weight, high use doors, gates, garages and stables in domestic and agricultural applications. Depending on the weight distribution of the gate, the top or bottom pin can be mounted upside down to prevent unwanted removal of the gate.

**NOTE: Doors/gates over 2130mm / 7ft height, should be fitted with a third hinge to prevent warping.**



① ② ③ ④ ⑤  
OCCASIONALLY DAMP/WET, RURAL AND SHELTERED AREAS.  
**Epoxy Black**

① ② ③ ④ ⑤  
URBAN & INDUSTRIAL AREAS WITH A MODERATE SALT ATMOSPHERE  
**Hot Dipped Galvanised**

Band L (inch)	Band L (mm)	Band W (mm)	Band T (mm)	Pin Ø (inch)	Pin Ø (mm)	Hook Plate L x W (mm)	To Suit Gate Width (mm)	No. of Bolt Holes (Pair)	Carriage Bolt Ø (mm)	No. of Screw Holes (Pair)	Screw Ø (mm)	Product Code	Bag Qty	Carton Qty
(BL)	(BL)	(BW)		(PIN)	(PIN)	(HP)	GATE/DOOR INFO.	FIXINGS INFO.				PLAIN BAG TIMCO FIXINGS INCLUDED		
<b>Epoxy Black</b>														
10	250	40	4.8	1/2	12	115 x 40	500 - 750	2	M10	12	6.0	HBC250B	1 Pair	5 Pairs
12	300	40	4.8	1/2	12	115 x 40	600 - 900	2	M10	12	6.0	HBC300B	1 Pair	5 Pairs
14	350	40	4.8	1/2	12	115 x 40	700 - 1050	2	M10	12	6.0	HBC350B	1 Pair	5 Pairs
16	400	40	4.8	1/2	12	115 x 40	800 - 1200	2	M10	14	6.0	HBC400B	1 Pair	5 Pairs
18	450	50	4.8	5/8	16	160 x 50	900 - 1350	2	M10	14	6.0	HBC450B	1 Pair	5 Pairs
20	500	50	4.8	5/8	16	160 x 50	1000 - 1500	2	M10	14	6.0	HBC500B	1 Pair	5 Pairs
24	600	50	5.4	5/8	16	160 x 50	1200 - 1800	2	M10	14	6.0	HBC600B	1 Pair	5 Pairs
30	750	50	5.4	3/4	19	200 x 75	1500 - 2250	2	M10	14	6.0	HBC750B	1 Pair	5 Pairs
36	900	50	5.4	3/4	19	200 x 75	1800 - 2700	2	M10	16	6.0	HBC900B	1 Pair	5 Pairs
<b>Hot Dipped Galvanised</b>														
10	250	40	4.8	1/2	12	115 x 40	500 - 750	2	M10	12	6.0	HBC250G	1 Pair	5 Pairs
12	300	40	4.8	1/2	12	115 x 40	600 - 900	2	M10	12	6.0	HBC300G	1 Pair	5 Pairs
14	350	40	4.8	1/2	12	115 x 40	700 - 1050	2	M10	12	6.0	HBC350G	1 Pair	5 Pairs
16	400	40	4.8	1/2	12	115 x 40	800 - 1200	2	M10	14	6.0	HBC400G	1 Pair	5 Pairs
18	450	50	4.8	5/8	16	160 x 50	900 - 1350	2	M10	14	6.0	HBC450G	1 Pair	5 Pairs
20	500	50	4.8	5/8	16	160 x 50	1000 - 1500	2	M10	14	6.0	HBC500G	1 Pair	5 Pairs
24	600	50	5.4	5/8	16	160 x 50	1200 - 1800	2	M10	14	6.0	HBC600G	1 Pair	5 Pairs
30	750	50	5.4	3/4	19	200 x 75	1500 - 2250	2	M10	14	6.0	HBC750G	1 Pair	5 Pairs
36	900	50	5.4	3/4	19	200 x 75	1800 - 2700	2	M10	16	6.0	HBC900G	1 Pair	5 Pairs

TYPE - FGH

L = LENGTH, W = WIDTH, T = THICKNESS, DIA. = DIAMETER

SUB TYPE - FGH02 / FGH15

**Adjustable Band & Hook on Plate**



Adjustable hook and band hinges are for hanging doors or gates flush with the frame or post. They are ideal for heavy weight, high use doors, gates, garages and stables in domestic, commercial and agricultural applications. They feature an adjustable eye bolt to allow for gate alignment whilst being fitted or at a later stage if any movement occurs.

**NOTE: Doors/gates over 2130mm / 7ft height, should be fitted with a third hinge to prevent warping.**



① ② ③ ④ ⑤  
OCCASIONALLY DAMP/WET, RURAL AND SHELTERED AREAS.  
**Epoxy Black**

① ② ③ ④ ⑤  
URBAN & INDUSTRIAL AREAS WITH A MODERATE SALT ATMOSPHERE  
**Hot Dipped Galvanised**

Band L (inch)	Band L (mm)	Band W (mm)	Band T (mm)	Pin Ø (inch)	Pin Ø (mm)	Hook Plate L x W (mm)	To Suit Gate Width (mm)	No. of Bolt Holes (Pair)	Carriage Bolt Ø (mm)	No. of Screw Holes (Pair)	Screw Ø (mm)	Product Code	Bag Qty	Carton Qty
(BL)	(BL)	(BW)		(PIN)	(PIN)	(HP)	GATE/DOOR INFO.	FIXINGS INFO.				PLAIN BAG TIMCO FIXINGS INCLUDED		
<b>Epoxy Black</b>														
14	350	50	5.0	3/4	19	160 x 50	700-1050	2	M10	12	6.0	ABH350B	1 Pair	4 Pairs
18	450	50	5.0	3/4	19	160 x 50	900 - 1350	2	M10	14	6.0	ABH450B	1 Pair	4 Pairs
24	600	50	5.0	3/4	19	160 x 50	1200 - 1800	2	M10	14	6.0	ABH600B	1 Pair	4 Pairs
30	750	60	5.0	3/4	19	200 x 60	1500 - 2250	2	M10	14	6.0	ABH750B	1 Pair	4 Pairs
36	900	60	5.0	3/4	19	200 x 60	1800 - 2700	2	M10	18	6.0	ABH900B	1 Pair	4 Pairs
48	1200	70	5.0	3/4	19	200 x 60	2400 - 3600	2	M10	20	6.0	ABH1200B	1 Pair	2 Pairs
<b>Hot Dipped Galvanised</b>														
14	350	50	5.0	3/4	19	160 x 50	700-1050	2	M10	12	6.0	ABH350G	1 Pair	4 Pairs
18	450	50	5.0	3/4	19	160 x 50	900 - 1350	2	M10	14	6.0	ABH450G	1 Pair	4 Pairs
24	600	50	5.0	3/4	19	160 x 50	1200 - 1800	2	M10	14	6.0	ABH600G	1 Pair	4 Pairs
30	750	60	5.0	3/4	19	200 x 60	1500 - 2250	2	M10	14	6.0	ABH750G	1 Pair	4 Pairs
36	900	60	5.0	3/4	19	200 x 60	1800 - 2700	2	M10	18	6.0	ABH900G	1 Pair	4 Pairs
48	1200	70	5.0	3/4	19	200 x 60	2400 - 3600	2	M10	20	6.0	ABH1200G	1 Pair	2 Pairs

TYPE - FGH

L = LENGTH, W = WIDTH, T = THICKNESS, DIA. = DIAMETER

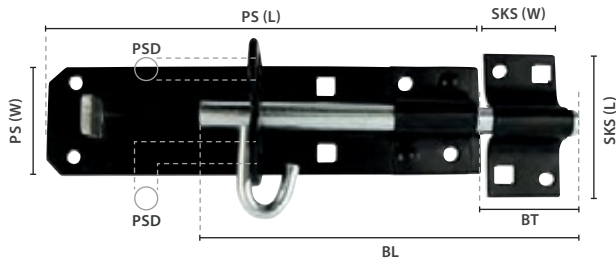
SUB TYPE - FGH04 / FGH15



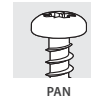


## Bolts

### Brenton Padbolt



Brenton padbolts are used for securing flush mounted gates and shed doors in domestic and light commercial applications. They are pad-lockable and fixed with carriage bolts for added security.



1 2 3 4 5  
OCCASIONALLY DAMP/WET, RURAL AND SHELTERED AREAS.  
**Epoxy Black**    **Zinc**

1 2 3 4 5  
URBAN & INDUSTRIAL AREAS WITH A MODERATE SALT ATMOSPHERE  
**Hot Dipped Galvanised**

Bolt Length (inch)	Bolt Length (mm)	Bolt Ø (mm)	Bolt Throw (mm)	Plate Size L x W (mm)	Staple Keep Size L x W (mm)	Max. Padlock Shackle Ø (mm)	No. of Carriage Bolt Holes	Carriage Bolt Size (mm)	No. of Screw Holes	Screw Ø (mm)
(BL)	(BL)	(BT)	(PS)	(SKS)	(PSD)	FIXINGS INFO.				
<b>Epoxy Black</b>										
4	100	12	30	130 x 45	56 x 33	10	4	M6	6	4.0
6	150	12	45	180 x 45	56 x 33	10	4	M6	6	4.0
8	200	12	45	225 x 45	56 x 33	10	4	M6	6	4.0
<b>Zinc</b>										
4	100	12	30	130 x 45	56 x 33	10	4	M6	6	4.0
6	150	12	45	180 x 45	56 x 33	10	4	M6	6	4.0
8	200	12	45	225 x 45	56 x 33	10	4	M6	6	4.0
<b>Hot Dipped Galvanised</b>										
4	100	12	30	130 x 45	56 x 33	10	4	M6	6	4.0
6	150	12	45	180 x 45	56 x 33	10	4	M6	6	4.0
8	200	12	45	225 x 45	56 x 33	10	4	M6	6	4.0


L = LENGTH, W = WIDTH

Product Code	Bag Qty	Carton Qty	Product Code	Bag Qty	Carton Qty
<b>PLAIN BAG</b> EXCLUDES FIXINGS			<b>TAURUS BAG</b> TIMCO FIXINGS INCLUDED		
BP4BB	1	10	BP4BP	1	10
BP6BB	1	10	BP6BP	1	10
BP8BB	1	10	BP8BP	1	10
BP4ZB	1	10	BP4ZP	1	10
BP6ZB	1	10	BP6ZP	1	10
BP8ZB	1	10	BP8ZP	1	10
BP4GB	1	10	BP4GP	1	10
BP6GB	1	10	BP6GP	1	10
BP8GB	1	10	BP8GP	1	10

SUB TYPE - BTB04 / BTB19 / BTB28

SUB TYPE - BTP04 / BTP19 / BTP20

### Heavy Brenton Padbolt



Heavy brenton padbolts are used for securing flush mounted gates and shed doors in heavy domestic, commercial and agricultural applications. They are pad-lockable and fixed with carriage bolts for added security.



1 2 3 4 5  
URBAN & INDUSTRIAL AREAS WITH A MODERATE SALT ATMOSPHERE  
**Hot Dipped Galvanised**

Bolt Length (inch)	Bolt Length (mm)	Bolt Ø (mm)	Bolt Throw (mm)	Plate Size L x W (mm)	Staple Keep Size L x W (mm)	Max. Padlock Shackle Ø (mm)	No. of Carriage Bolt Holes	Carriage Bolt Size (mm)	No. of Screw Holes	Screw Ø (mm)
(BL)	(BL)	(BT)	(PS)	(SKS)	(PSD)	FIXINGS INFO.				
<b>Hot Dipped Galvanised</b>										
6	150	16	50	170 x 60	60 x 40	14	4	M6	6	4.0
8	200	16	50	220 x 60	60 x 40	14	4	M6	6	4.0
10	250	16	50	270 x 60	60 x 40	14	4	M6	6	4.0
12	300	16	50	320 x 60	60 x 40	14	4	M6	6	4.0


L = LENGTH, W = WIDTH, DIA. = DIAMETER

Product Code	Bag Qty	Carton Qty	Product Code	Bag Qty	Carton Qty
<b>PLAIN BAG</b> EXCLUDES FIXINGS			<b>TAURUS BAG</b> TIMCO FIXINGS INCLUDED		
282656	1	5	287258	1	10
282219	1	5	287456	1	10
282953	1	5	287658	1	10
282632	1	5	287477	1	10

SUB TYPE - BTB20

SUB TYPE - BTP14

## Straight Tower Bolt



Straight tower bolts are used for securing flush fitting gates and shed doors in a closed position.



1 2 3 4 5  
OCCASIONALLY DAMP/WET, RURAL AND SHELTERED AREAS.

**Epoxy Black**   **Zinc**

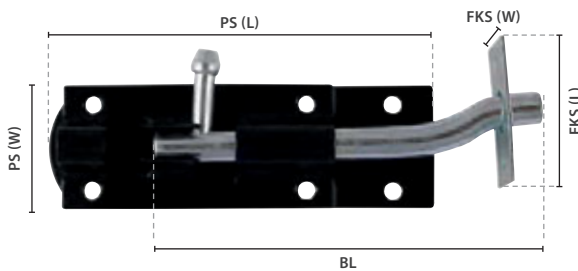
1 2 3 4 5  
URBAN & INDUSTRIAL AREAS WITH A MODERATE SALT ATMOSPHERE

**Hot Dipped Galvanised**

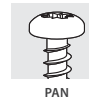
Bolt Length (inch)	Bolt Length (mm)	Bolt Ø (mm)	Bolt Throw (mm)	Plate Size L x W (mm)	Staple Keep Size L x W (mm)	No. of Screw Holes	Screw Ø (mm)	Product Code	Bag Qty	Carton Qty	Product Code	Bag Qty	Carton Qty
(BL)	(BL)	(BT)	(PS)	(SKS)	FIXINGS INFO.			PLAIN BAG EXCLUDES FIXINGS			TAURUS BAG TIMCO FIXINGS INCLUDED		
<b>Epoxy Black</b>													
3	75	10	20	95 x 38	39 x 25	6	4.0	TBS3BB	1	10	TBS3BP	1	15
4	100	10	25	118 x 38	39 x 25	8	4.0	TBS4BB	1	10	TBS4BP	1	15
6	150	10	25	165 x 38	46 x 33	10	4.0	TBS6BB	1	10	TBS6BP	1	15
8	200	11	35	225 x 45	46 x 33	10	4.0	TBS8BB	1	10	TBS8BP	1	15
10	250	11	35	276 x 45	46 x 33	10	4.0	TBS10BB	1	10	TBS10BP	1	15
<b>Zinc</b>													
3	75	10	20	95 x 38	39 x 25	6	4.0	TBS3ZB	1	10	TBS3ZP	1	15
4	100	10	25	118 x 38	39 x 25	8	4.0	TBS4ZB	1	10	TBS4ZP	1	15
6	150	10	25	165 x 38	46 x 33	10	4.0	TBS6ZB	1	10	TBS6ZP	1	15
8	200	11	35	225 x 45	46 x 33	10	4.0	TBS8ZB	1	10	TBS8ZP	1	15
10	250	11	35	276 x 45	46 x 33	10	4.0	TBS10ZB	1	10	TBS10ZP	1	15
<b>Hot Dipped Galvanised</b>													
3	75	10	20	95 x 38	39 x 25	6	4.0	TBS3GB	1	10	TBS3GP	1	15
4	100	10	25	118 x 38	39 x 25	8	4.0	TBS4GB	1	10	TBS4GP	1	15
6	150	10	25	165 x 38	46 x 33	10	4.0	TBS6GB	1	10	TBS6GP	1	15
8	200	11	35	225 x 45	46 x 33	10	4.0	TBS8GB	1	10	TBS8GP	1	15
10	250	11	35	276 x 45	46 x 33	10	4.0	TBS10GB	1	10	TBS10GP	1	15

TYPE - BTB / BTP      L = LENGTH, W = WIDTH, DIA. = DIAMETER      SUB TYPE - BTB01 / BTB14      SUB TYPE - BTP01 / BTP11

## Necked Tower Bolt



Necked tower bolts are used for securing recessed fitting gates and shed doors in a closed position.



1 2 3 4 5  
OCCASIONALLY DAMP/WET, RURAL AND SHELTERED AREAS.

**Epoxy Black**

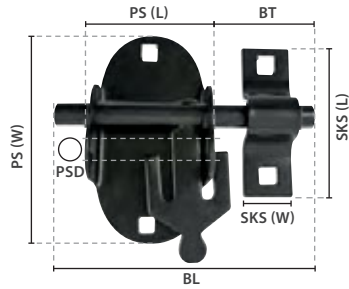
1 2 3 4 5  
URBAN & INDUSTRIAL AREAS WITH A MODERATE SALT ATMOSPHERE

**Hot Dipped Galvanised**

Bolt Length (inch)	Bolt Length (mm)	Bolt Ø (mm)	Bolt Throw (mm)	Plate Size L x W (mm)	Flat Keep Size L x W (mm)	Flat Keep Hole Size (mm)	No. of Screw Holes	Screw Ø (mm)	Product Code	Bag Qty	Carton Qty	Product Code	Bag Qty	Carton Qty
(BL)	(BL)	(BT)	(PS)	(FKS)	FIXINGS INFO.			PLAIN BAG EXCLUDES FIXINGS			TAURUS BAG TIMCO FIXINGS INCLUDED			
<b>Epoxy Black</b>														
4	100	10	40	118 x 38	43 x 27	12	8	4.0	TBN4BB	1	10	TBN4BP	1	15
6	150	10	40	165 x 38	43 x 27	12	10	4.0	TBN6BB	1	10	TBN6BP	1	15
8	200	11	50	225 x 45	43 x 27	12	10	4.0	TBN8BB	1	10	TBN8BP	1	15
<b>Hot Dipped Galvanised</b>														
4	100	10	40	118 x 38	43 x 27	12	8	4.0	TBN4GB	1	10	TBN4GP	1	15
6	150	10	40	165 x 38	43 x 27	12	10	4.0	TBN6GB	1	10	TBN6GP	1	15
8	200	11	50	225 x 45	43 x 27	12	10	4.0	TBN8GB	1	10	TBN8GP	1	15

TYPE - BTB / BTP      L = LENGTH, W = WIDTH, DIA. = DIAMETER      SUB TYPE - BTB02 / BTB16      SUB TYPE - BTP02 / BTP16

## Oval Padbolt

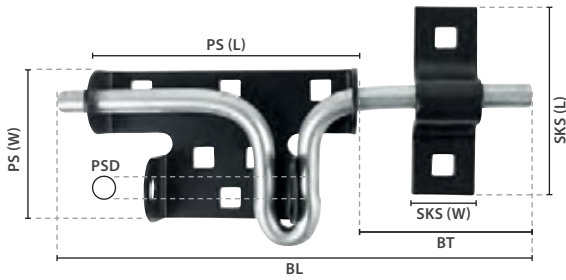


Oval padbolts are ideal for securing flush fitting narrow stile gates and doors in domestic and light commercial applications. They are padlockable and fixed with carriage bolts for added security.

1 2 3 4 5	1 2 3 4 5
OCCASIONALLY DAMP/WET, RURAL AND SHELTERED AREAS.	URBAN & INDUSTRIAL AREAS WITH A MODERATE SALT ATMOSPHERE
<b>Epoxy Black</b>	<b>Zinc</b>
	<b>Hot Dipped Galvanised</b>

Bolt Length (inch)	Bolt Length (mm)	Bolt Dia. (mm)	Bolt Throw (mm)	Plate Size L x W (mm)	Staple Keep Size L x W (mm)	Max. Padlock Shackle Ø (mm)	No. of Carriage Bolt Holes	Carriage Bolt Size (mm)	Product Code	Bag Qty	Carton Qty	Product Code	Bag Qty	Carton Qty
(BL)	(BL)		(BT)	(PS)	(SKS)	(PSD)			PLAIN BAG		TAURUS BAG			
									EXCLUDES FIXINGS		TIMCO FIXINGS INCLUDED			
<b>Epoxy Black</b>														
4	100	12	40	55 x 100	73 x 24	10	4	M6	OP4BB	1	10	OP4BP	1	10
<b>Zinc</b>														
4	100	12	40	55 x 100	73 x 24	10	4	M6	OP4ZB	1	10	OP4ZP	1	10
<b>Hot Dipped Galvanised</b>														
4	100	12	40	55 x 100	73 x 24	10	4	M6	OP4GB	1	10	OP4GP	1	10
TYPE - BTB / BTP									SUB TYPE - BTB03 / BTB17 / BTB18			SUB TYPE - BTP03 / BTP17 / BTP18		

## Slide Action Padbolt




Slide action padbolts are ideal for securing flush fitting gates and doors in domestic and light commercial applications when the bolt is exposed externally. They are padlockable and fixed with eight carriage bolts to prevent the bolt being wrenched from the door.

1 2 3 4 5
OCCASIONALLY DAMP/WET, RURAL AND SHELTERED AREAS.
<b>Epoxy Black</b>
<b>Zinc</b>

Bolt Length (inch)	Bolt Length (mm)	Bolt Dia. (mm)	Bolt Throw (mm)	Plate Size L x W (mm)	Staple Keep Size L x W (mm)	Max. Padlock Shackle Ø (mm)	No. of Carriage Bolt Holes	Carriage Bolt Size (mm)	Product Code	Bag Qty	Carton Qty	Product Code	Bag Qty	Carton Qty
(BL)	(BL)		(BT)	(PS)	(SKS)	(PSD)			PLAIN BAG		TAURUS BAG			
									EXCLUDES FIXINGS		TIMCO FIXINGS INCLUDED			
<b>Epoxy Black</b>														
7.2	185	9	60	105 x 72	76 x 25	8	8	M6	282456	1	10	287114	1	10
<b>Zinc</b>														
7.2	185	9	60	105 x 72	76 x 25	8	8	M6	282789	1	10	287585	1	10
TYPE - BTB / BTP									SUB TYPE - BTB10 / BTB26			SUB TYPE - BTB10 / BTP26		

## Heavy Cross Pattern Door Bolt




Heavy cross pattern bolts are typically used for securing large garage doors and gates in industrial and agricultural applications. They are extremely strong, padlockable and fixed with carriage bolts for high security.

1 2 3 4 5
URBAN & INDUSTRIAL AREAS WITH A MODERATE SALT ATMOSPHERE
<b>Hot Dipped Galvanised</b>

Bolt Length (inch)	Bolt Length (mm)	Bolt Ø (mm)	Bolt Throw (mm)	Plate Size L x W (mm)	Staple Keep Size L x W (mm)	Staple Plate Size L x W (mm)	Max. Padlock Shackle Ø (mm)	No. of Carriage Bolt Holes	Carriage Bolt Size (mm)	No. of Screw Holes	Screw Ø (mm)	Product Code	Bag Qty	Carton Qty
(BL)	(BL)		(BT)	(PS)	(SKS)	(SPS)	(PSD)					PLAIN BAG		
												EXCLUDES FIXINGS		
<b>Hot Dipped Galvanised</b>														
12	300	16	70	316 x 64	95 x 64	65 x 55	16	6	M8	14	5.0	282639	1	2
18	450	16	150	465 x 64	145 x 64	65 x 55	16	6	M8	14	5.0	282264	1	2
24	600	16	190	600 x 64	145 x 64	65 x 55	16	6	M8	14	5.0	282852	1	2
TYPE - BTB / BTP									SUB TYPE - BTB11					

### Spring Loaded Animal Bolt



Ideal for securing flush mounted stable doors and gates in a close position. They are spring loaded to prevent animals working the bolt loose and escaping. Our animal bolts come supplied with a staple keep.



- 1
  - 2
  - 3
  - 4
  - 5
- URBAN & INDUSTRIAL AREAS WITH A LOW SALT ATMOSPHERE
- Hot Dipped Galvanised**


Bolt Length (inch)	Bolt Length (mm)	Bolt Ø (mm)	Bolt Throw (mm)	Plate Size L x W (mm)	Staple Plate Size L x W (mm)	No. of Screw Holes	Screw Ø (mm)
(BL)	(BL)		(BT)	(PS)	(PS)	FIXINGS INFO.	
<b>Hot Dipped Galvanised</b>							
5.7	143	10	40	70 x 40	50 x 50	8	5.0
9	225	12	65	118 x 40	50 x 50	8	5.0
9.5	242	16	65	130 x 50	65 x 55	8	5.0

TYPE - BTB / BTP L = LENGTH, W = WIDTH, DIA. = DIAMETER

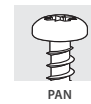
Product Code	Bag Qty	Carton Qty	Product Code	Bag Qty	Carton Qty
<b>PLAIN BAG</b> EXCLUDES FIXINGS			<b>TAURUS BAG</b> TIMCO FIXINGS INCLUDED		
282454	1	5	287878	1	5
282565	1	5	287663	1	5
282417	1	5	-	-	-

SUB TYPE - BTB12 SUB TYPE - BTP12

### Spring Chain Bolt



Spring garage chain bolts are ideal for securing the top of garage doors or gates. The bolt remains closed under spring tension and features a 450mm long pull chain for easy operation to release the bolt.



- 1
  - 2
  - 3
  - 4
  - 5
- OCCASIONALLY DAMP/WET, RURAL AND SHELTERED AREAS.
- Epoxy Black** **Zinc**


Square Bolt (mm)	Bolt Throw (mm)	Plate Size L x W (mm)	Flat Keep Size L x W (mm)	Flat Keep Hole Size L X W (mm)	Chain Length (inch)	Chain Length (mm)	No. of Screw Holes	Screw Ø (mm)
(BT)	(PS)	(FKS)	(KHS)	FIXINGS INFO.				
<b>Epoxy Black</b>								
16 x 16	30	188 x 56	63 x 51	18 x 18	18	450	8	4.0
<b>Zinc</b>								
16 x 16	30	188 x 56	63 x 51	18 x 18	18	450	8	4.0

TYPE - BTB / BTP L = LENGTH, W = WIDTH, DIA. = DIAMETER

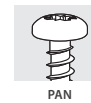
Product Code	Bag Qty	Carton Qty	Product Code	Bag Qty	Carton Qty
<b>PLAIN BAG</b> EXCLUDES FIXINGS			<b>TAURUS BAG</b> TIMCO FIXINGS INCLUDED		
CB18BB	1	5	CB18BP	1	10
CB18ZB	1	5	CB18ZP	1	10

SUB TYPE - BTB05 / BTB21 SUB TYPE - BTP05 / BTP05

### Foot Bolt



Garage foot bolts are used for securing the bottom of garage doors and gates. They are foot operated making them ideal for environments where a hands free operation is needed.



- 1
  - 2
  - 3
  - 4
  - 5
- OCCASIONALLY DAMP/WET, RURAL AND SHELTERED AREAS.
- Epoxy Black** **Zinc**

Bolt Length (inch)	Bolt Length (mm)	Square Bolt (mm)	Bolt Throw (mm)	Plate Size L x W (mm)	Flat Keep Size L x W (mm)	Flat Keep Hole Size L X W (mm)	No. of Screw Holes	Screw Ø (mm)
(BL)	(BL)		(BT)	(PS)	(FKS)	(KHS)	FIXINGS INFO.	
<b>Epoxy Black</b>								
8	200	16 x 16	30	188 x 52	49 x 49	18 x 18	8	4.0
<b>Zinc</b>								
8	200	16 x 16	30	188 x 52	49 x 49	18 x 18	8	4.0

TYPE - BTB / BTP L = LENGTH, W = WIDTH, DIA. = DIAMETER

Product Code	Bag Qty	Carton Qty	Product Code	Bag Qty	Carton Qty
<b>PLAIN BAG</b> EXCLUDES FIXINGS			<b>TAURUS BAG</b> TIMCO FIXINGS INCLUDED		
GFB8BB	1	5	GFB8BP	1	8
GFB8ZB	1	5	GFB8ZP	1	8

SUB TYPE - BTB06 / BTB22 SUB TYPE - BTP06 / BTP22

Screws

Fasteners & Fixings

Anchors

Nails

Tapes & Adhesives

Building Chemicals

Power Tool Accessories

Hand Tools & Accessories


Site Protection

Builders Metalwork

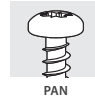
Security & Ironmongery

Gate & Fence Hardware

## Monkey Tail Bolt



Monkey tail bolts are ideal for securing the top and / or bottom of gates and doors. They feature an extended length handle for ease of operation and remain closed under tension. Supplied with a flat plate keep and staple keep for fitting in either flush frame mounting, recess frame mounting or floor mounting applications.



1 2 3 4 5  
OCCASIONALLY DAMP/WET, RURAL AND SHELTERED AREAS.

**Epoxy Black**

1 2 3 4 5  
URBAN & INDUSTRIAL AREAS WITH A MODERATE SALT ATMOSPHERE

**Hot Dipped Galvanised**


Bolt Length (inch)	Bolt Length (mm)	Square Bolt (mm)	Bolt Throw (mm)	Plate Size L x W (mm)	Staple Keep Size L x W (mm)	Flat Keep Size L x W (mm)	Flat Keep Hole Size (mm)	No. of Screw Holes	Screw Ø (mm)
(BL)	(BL)	(mm)	(BT)	(PS)	(SKS)	(FKS)	(KHS)	FIXINGS INFO.	
<b>Epoxy Black</b>									
12	300	16 x 16	70	200 x 50	51 x 31	49 x 49	16 x 16	10	4.0
18	450	16 x 16	70	250 x 50	51 x 31	49 x 49	16 x 16	10	4.0
<b>Hot Dipped Galvanised</b>									
12	300	16 x 16	70	200 x 50	51 x 31	49 x 49	16 x 16	10	4.0
18	450	16 x 16	70	250 x 50	51 x 31	49 x 49	16 x 16	10	4.0

TYPE - BTB / BTP      L = LENGTH, W = WIDTH, DIA. = DIAMETER

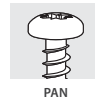
Product Code	Bag Qty	Carton Qty	Product Code	Bag Qty	Carton Qty
<b>PLAIN BAG</b> EXCLUDES FIXINGS			<b>TAURUS BAG</b> TIMCO FIXINGS INCLUDED		
MBS12BB	1	5	MBS12BP	1	15
MBS18BB	1	5	MBS18BP	1	15
MBS12GB	1	5	MBS12GP	1	15
MBS18GB	1	5	MBS18GP	1	15

SUB TYPE - BTB07 / BTB23      SUB TYPE - BTP07 / BTP23

## Bow Handle Bolt



Bow handle bolts are ideal for securing the top and/or bottom of gates and doors. They feature an extended length bow shaped handle for ease of operation and remain closed under tension.



1 2 3 4 5  
OCCASIONALLY DAMP/WET, RURAL AND SHELTERED AREAS.

**Epoxy Black**

1 2 3 4 5  
URBAN & INDUSTRIAL AREAS WITH A MODERATE SALT ATMOSPHERE

**Hot Dipped Galvanised**


Bolt Length (inch)	Bolt Length (mm)	Square Bolt (mm)	Bolt Throw (mm)	Plate Size L x W (mm)	Staple Keep Size L x W (mm)	Flat Keep Size L x W (mm)	Flat Keep Hole Size (mm)	No. of Screw Holes	Screw Ø (mm)
(BL)	(BL)	(mm)	(BT)	(PS)	(SKS)	(FKS)	(KHS)	FIXINGS INFO.	
<b>Epoxy Black</b>									
12	300	16 x 16	70	180 x 50	51 x 31	49 x 49	16 x 16	10	4.0
18	450	16 x 16	70	220 x 50	51 x 31	49 x 49	16 x 16	10	4.0
<b>Hot Dipped Galvanised</b>									
12	300	16 x 16	70	200 x 50	51 x 31	49 x 49	16 x 16	10	4.0
18	450	16 x 16	70	250 x 50	51 x 31	49 x 49	16 x 16	10	4.0

TYPE - BTB / BTP      L = LENGTH, W = WIDTH, DIA. = DIAMETER

Product Code	Bag Qty	Carton Qty	Product Code	Bag Qty	Carton Qty
<b>PLAIN BAG</b> EXCLUDES FIXINGS			<b>TAURUS BAG</b> TIMCO FIXINGS INCLUDED		
282582	1	2	287665	1	5
282951	1	2	287332	1	5
282998	1	2	287771	1	5
282114	1	2	287117	1	5

SUB TYPE - BTB27 / BTB13      SUB TYPE - BTP27 / BTP13

## Cane Bolt



Ideal for lightweight gates, garages and shed doors in light domestic applications. Supplied with socket bolt keep.



1 2 3 4 5  
OCCASIONALLY DAMP/WET, RURAL AND SHELTERED AREAS.

**Epoxy Black**

Bolt Length (inch)	Bolt Length (mm)	Bolt Ø (mm)	Plate Size L x W (mm)	Socket Keep Size Ø (mm)	No. of Screw Holes	Screw Ø (mm)
(BL)	(BL)	(mm)	(PS)	(SKS)	FIXINGS INFO.	
<b>Epoxy Black</b>						
12	300	12	75 x 40	16	4	4.0

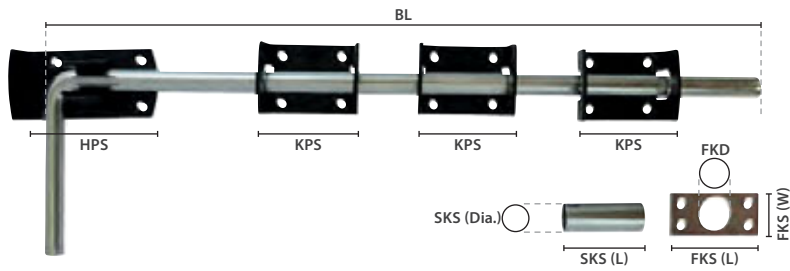
TYPE - BTB / BTP      L = LENGTH, W = WIDTH, DIA. = DIAMETER

Product Code	Bag Qty	Carton Qty	Product Code	Bag Qty	Carton Qty
<b>PLAIN BAG</b> EXCLUDES FIXINGS			<b>TAURUS BAG</b> TIMCO FIXINGS INCLUDED		
282159	1	2	287254	1	10

SUB TYPE - BTB09      SUB TYPE - BTP09



### Garage Drop Down Bolt



Ideal for securing the bottom of gates and doors in domestic and industrial applications. Extended bolt length for ease of operation and an adjustable bolt throw by moving the keep position.



1 2 3 4 5  
OCCASIONALLY DAMP/WET, RURAL AND SHELTERED AREAS.  
**Epoxy Black**

1 2 3 4 5  
URBAN & INDUSTRIAL AREAS WITH A MODERATE SALT ATMOSPHERE  
**Hot Dipped Galvanised**


Bolt Length (inch)	Bolt Length (mm)	Bolt Dia. (mm)	Handle Plate Size (mm)	Keep Plate Size L x W (mm)	Flat Keep Size L x W (mm)	Flat Keep Hole Dia. (mm)	Socket Keep Size Ø x L (mm)	No. of Screw Holes	Screw Dia. (mm)
(BL)	(BL)	(HPS)	(KPS)	(FKS)	(FKD)	(SKS)	FIXINGS INFO.		
<b>Epoxy Black</b>									
12	300	14	45 x 88	45 x 64	60 x 29	20	19 x 50	16	4.0
18	450	14	45 x 88	45 x 64	60 x 29	20	19 x 50	20	4.0
<b>Hot Dipped Galvanised</b>									
12	300	14	45 x 88	45 x 64	60 x 29	20	19 x 50	16	4.0
18	450	14	45 x 88	45 x 64	60 x 29	20	19 x 50	20	4.0

TYPE - BTB / BTP L = LENGTH, W = WIDTH, DIA. = DIAMETER

Product Code	Bag Qty	Carton Qty	Product Code	Bag Qty	Carton Qty
<b>PLAIN BAG</b> EXCLUDES FIXINGS			<b>TAURUS BAG</b> TIMCO FIXINGS INCLUDED		
DDB12BB	1	5	DDB12BP	1	15
DDB18BB	1	2	DDB18BP	1	15
DDB12GB	1	5	DDB12GP	1	15
DDB18GB	1	2	DDB18GP	1	15

SUB TYPE - BTB08 / BTB24 SUB TYPE - BTP08 / BTP24

### Heavy Locking Drop Down Bolt



Ideal for securing the bottom of gates and doors in commercial and industrial applications. The bolts are padlockable and fixed with carriage bolts for added security. Extended bolt length for ease of operation and an adjustable bolt throw by moving the keep position.



1 2 3 4 5  
URBAN & INDUSTRIAL AREAS WITH A MODERATE SALT ATMOSPHERE  
**Hot Dipped Galvanised**

Bolt Length (inch)	Bolt Length (mm)	Bolt Ø (mm)	Plate Size L x W (mm)	Flat Keep Size L x W (mm)	Flat Keep Hole Dia. (mm)	Socket Keep Size Ø x L (mm)	Staple Plate Size (mm)	Max. Padlock Shackle Ø (mm)	No. of Carriage Bolt Holes	Carriage Bolt Size (mm)	No. of Screw Holes	Screw Ø (mm)
(BL)	(BL)	(PS)	(FKS)	(FKD)	(SKS)	(SPS)	(PSD)	FIXINGS INFO.				
<b>Hot Dipped Galvanised</b>												
18	450	14	95 x 64	60 x 29	20	19 x 50	50 x 50	16	4	M6	16	4.0

TYPE - BTB L = LENGTH, W = WIDTH, DIA. = DIAMETER

Product Code	Bag Qty	Carton Qty
<b>TAURUS BAG</b> TIMCO FIXINGS INCLUDED		
LDDB18GP	1	10

SUB TYPE - BTB25

Screws

Fasteners & Fixings

Anchors

Nails

Tapes & Adhesives

Building Chemicals

Power Tool Accessories

Hand Tools & Accessories

Site Protection

Builders Metal Work


Security & Ironmongery

Gate & Fence Hardware



# Latches & Catches

## Medium Suffolk Latch - Short Thumb Bit



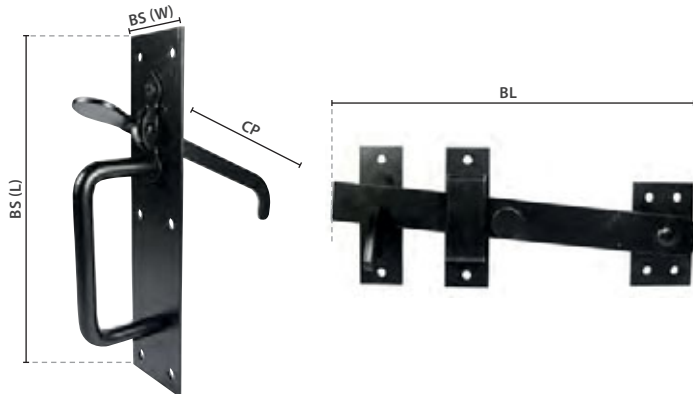
For use on light domestic gates. External handle allows gate to be opened from the outside.



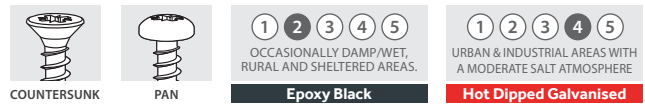
Bar Length (mm)	Backplate Size L x W (mm)	Catch Projection (mm)	Max. Gate Thickness (mm)	No. of Screw Holes	Screw Ø (mm)	Product Code	Bag Qty	Carton Qty	Product Code	Bag Qty	Carton Qty
(BL)	(BS)	(CP)	FIXINGS INFO.			PLAIN BAG EXCLUDES FIXINGS			TAURUS BAG TIMCO FIXINGS INCLUDED		
<b>Epoxy Black</b>											
185	205 x 45	80	50	12	4.0	SLMBB	1	5	SLMBP	1	5
<b>Zinc</b>											
185	205 x 45	80	50	12	4.0	SLMZB	1	5	SLMZP	1	5
<b>Hot Dipped Galvanised</b>											
185	205 x 45	80	50	12	4.0	SLMGB	1	5	SLMGP	1	5

TYPE - LCB / LCP      L = LENGTH, W = WIDTH, DIA. = DIAMETER      SUB TYPE - LCB02 / LCB11 / LCB12      SUB TYPE - LCP11 / LCP12 / LCP02

## Heavy Suffolk Latch - Long Thumb Bit




For use on heavy domestic gates. External handle allows the gate to be opened from the outside.



Bar Length (mm)	Backplate Size L x W (mm)	Catch Projection (mm)	Max. Gate Thickness (mm)	No. of Screw Holes	Screw Ø (mm)	Product Code	Bag Qty	Carton Qty
(BL)	(BS)	(CP)	FIXINGS INFO.			PLAIN BAG EXCLUDES FIXINGS		
<b>Epoxy Black</b>								
203	219 x 50	110	75	14	4.0	523369	1	5
<b>Hot Dipped Galvanised</b>								
203	219 x 50	110	75	14	4.0	523585	1	5

TYPE - LCB / LCP      L = LENGTH, W = WIDTH, DIA. = DIAMETER      SUB TYPE - LCB13 / LCB14

### Ring Gate Latch



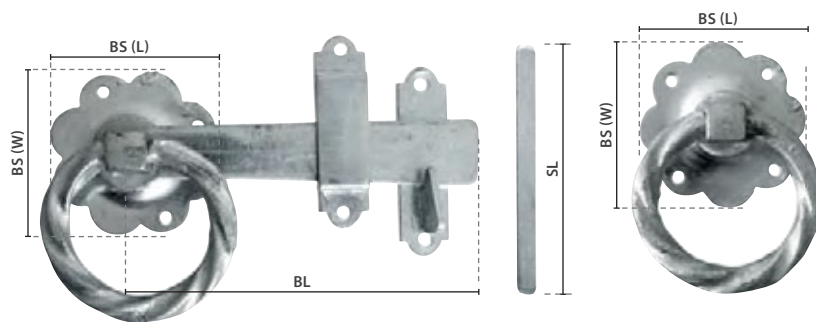
For use on light domestic gates. External handle allows the gate to be opened from the outside.

PAN  
 1 2 3 4 5  
 OCCASIONALLY DAMP/WET, RURAL AND SHELTERED AREAS.  
**Epoxy Black**    **Zinc**    **Hot Dipped Galvanised**  
 1 2 3 4 5  
 URBAN & INDUSTRIAL AREAS WITH A MODERATE SALT ATMOSPHERE

Size (inch)	Size (mm)	Bar Length (mm)	Backplate Size L x W (mm)	Spindle Length (mm)	Max. Gate Thickness (mm)	No. of Screw Holes	Screw Dia. (mm)	Product Code	Bag Qty	Carton Qty	Product Code	Bag Qty	Carton Qty	
								PLAIN BAG	EXCLUDES FIXINGS					
								TAURUS BAG						
								TIMCO FIXINGS INCLUDED						
<b>Epoxy Black</b>														
6	150	150	70 x 70	100	75	12	4.0	RGL6BB	1	5	RGL6BP	1	8	
<b>Zinc</b>														
6	150	150	70 x 70	100	75	12	4.0	RGL6ZB	1	5	RGL6ZP	1	8	
<b>Hot Dipped Galvanised</b>														
6	150	150	70 x 70	100	75	12	4.0	RGL6GB	1	5	RGL6GP	1	8	

TYPE - LCB / LCP      L = LENGTH, W = WIDTH, DIA. = DIAMETER      SUB TYPE - LCB03 / LCB15 / LCB16      SUB TYPE - LCP03 / LCP13 / LCP14

### Twisted Ring Gate Latch




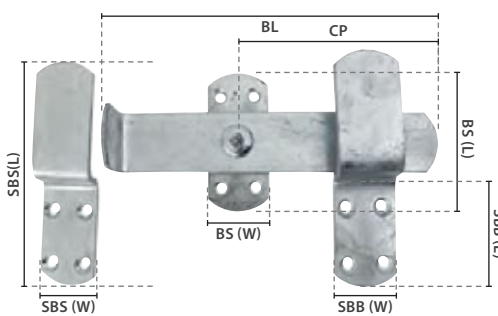
For use on light domestic gates. External handle allows the gate to be opened from the outside. The twisted pattern ring handle adds a decorative feature.

PAN  
 1 2 3 4 5  
 OCCASIONALLY DAMP/WET, RURAL AND SHELTERED AREAS.  
**Epoxy Black**    **Hot Dipped Galvanised**  
 1 2 3 4 5  
 URBAN & INDUSTRIAL AREAS WITH A MODERATE SALT ATMOSPHERE

Size (inch)	Size (mm)	Bar Length (mm)	Backplate Size L x W (mm)	Spindle Length (mm)	Max. Gate Thickness (mm)	No. of Screw Holes	Screw Ø (mm)	Product Code	Bag Qty	Carton Qty	Product Code	Bag Qty	Carton Qty	
								PLAIN BAG	EXCLUDES FIXINGS					
								TAURUS BAG						
								TIMCO FIXINGS INCLUDED						
<b>Epoxy Black</b>														
6	150	150	70 x 70	100	75	12	4.0	TRGL6BB	1	5	TRGL6BP	1	8	
<b>Hot Dipped Galvanised</b>														
6	150	150	70 x 70	100	75	12	4.0	TRGL6GB	1	5	TRGL6GP	1	8	

TYPE - LCB / LCP      L = LENGTH, W = WIDTH, DIA. = DIAMETER      SUB TYPE - LCB17 / LCB18      SUB TYPE - LCP15 / LCP16

### Kick Over Stable Latch



Kick over stable latches are ideal for stables and agricultural applications where a hands free operation is required.

COUNTERSUNK  
 1 2 3 4 5  
 URBAN & INDUSTRIAL AREAS WITH A MODERATE SALT ATMOSPHERE  
**Hot Dipped Galvanised**

Size (inch)	Size (mm)	Bar Length (mm)	Backplate Size L x W (mm)	Seat Brackets Size L x W (mm)	Seat Brackets Backplate Size L x W (mm)	Catch Projection (mm)	No. of Screw Holes	Screw Ø (mm)	Product Code	Bag Qty	Carton Qty	
									PLAIN BAG	EXCLUDES FIXINGS		
									TAURUS BAG			
									TIMCO FIXINGS INCLUDED			
9 1/2	240	240	110 x 45	45 x 170	45 x 80	140	12	5.0	KOSL	1	10	

TYPE - FGC      L = LENGTH, W = WIDTH, DIA. = DIAMETER      SUB TYPE - FGC01

Screws

Fasteners & Fixings

Anchors

Nails

Tapes & Adhesives

Building Chemicals

Power Tool Accessories

Hand Tools & Accessories


Site Protection

Builders Metal Work

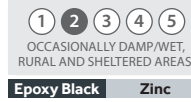
Security & Ironmongery

Gate & Fence Hardware

## Automatic Gate Catch



Automatically latches when the gate is shut and are pad-lockable for added security. Ideal for use in light domestic applications.




Size (inch)	Size (mm)	Bar Length (mm)	Backplate Size L x W (mm)	Catch Projection (mm)	Max. Padlock Shackle Dia. (mm)	No. of Screw Holes	Screw Ø (mm)
		(BL)	(BS)	(CP)	(PSD)	FIXINGS INFO.	
<b>Epoxy Black</b>							
2	50	110	50 x 50	50	7	6	4.0
<b>Zinc</b>							
2	50	110	50 x 50	50	7	6	4.0
<b>Hot Dipped Galvanised</b>							
2	50	110	50 x 50	50	7	6	4.0

TYPE - LCB / LCP L = LENGTH, W = WIDTH, DIA. = DIAMETER

Product Code	Bag Qty	Carton Qty	Product Code	Bag Qty	Carton Qty
<b>PLAIN BAG</b> EXCLUDES FIXINGS			<b>TAURUS BAG</b> TIMCO FIXINGS INCLUDED		
AGLMBB	1	10	AGLMBP	1	10
AGLMZB	1	10	AGLMZP	1	10
AGLMGB	1	10	AGLMGP	1	10

SUB TYPE - LCB01 / LCB08 / LCB09 SUB TYPE - LCP01 / LCP08 / LCP09

## Heavy Automatic Gate Catch



Automatically latches when the gate is shut and are pad-lockable for added security. Ideal for use in heavy domestic, commercial and agricultural applications.



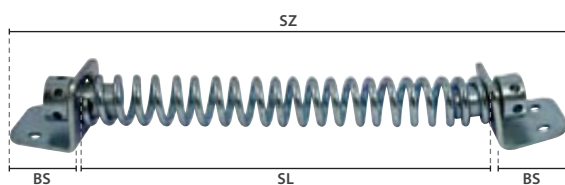
Size (inch)	Size (mm)	Bar Length (mm)	Backplate Size L x W (mm)	Catch Projection (mm)	Max. Padlock Shackle Dia. (mm)	No. of Screw Holes	Screw Ø (mm)
		(BL)	(BS)	(CP)	(PSD)	FIXINGS INFO.	
<b>Hot Dipped Galvanised</b>							
2	50	115	50 x 60	60	7	6	4.0

TYPE - LCB / LCP L = LENGTH, W = WIDTH, DIA. = DIAMETER

Product Code	Bag Qty	Carton Qty	Product Code	Bag Qty	Carton Qty
<b>PLAIN BAG</b> EXCLUDES FIXINGS			<b>TAURUS BAG</b> TIMCO FIXINGS INCLUDED		
AGLHGB	1	10	AGLHGP	1	10

SUB TYPE - LCB10 SUB TYPE - LCP10

## Gate Spring



Gate springs provide automatic closure for single action gates. The spring tension is adjustable for increasing or decreasing the gate closing force.



Size (inch)	Size (mm)	Spring Length (mm)	Backplate Size (mm)	No. of Screw Holes	Screw Ø (mm)
(SZ)	(SZ)	(SL)	(BS)	FIXINGS INFO.	
<b>Epoxy Black</b>					
8	200	141	30	4	4.0
10	250	191	30	4	4.0
<b>Zinc</b>					
8	200	141	30	4	4.0
10	250	191	30	4	4.0

TYPE - LCB / LCP L = LENGTH, W = WIDTH, DIA. = DIAMETER

Product Code	Bag Qty	Carton Qty	Product Code	Bag Qty	Carton Qty
<b>PLAIN BAG</b> EXCLUDES FIXINGS			<b>TAURUS BAG</b> TIMCO FIXINGS INCLUDED		
GS8BB	1	10	GS8BP	1	15
GS10BB	1	10	GS10BP	1	10
GS8ZB	1	10	GS8ZP	1	15
GS10ZB	1	10	GS10ZP	1	10

SUB TYPE - LCB04 / LCB19 SUB TYPE - LCP04

### Cabin Hook Wire Pattern



Ideal for retaining doors and gates in an open position in light domestic applications.



COUNTERSUNK

① ② ③ ④ ⑤  
OCCASIONALLY DAMP/WET, RURAL AND SHELTERED AREAS.

**Epoxy Black**   **Zinc**

Size (inch)	Size (mm)	Bar Length (mm)	Backplate Size L x W (mm)	No. of Screw Holes	Screw Ø (mm)	PLAIN BAG EXCLUDES FIXINGS			TAURUS BAG TIMCO FIXINGS INCLUDED		
						Product Code	Bag Qty	Carton Qty	Product Code	Bag Qty	Carton Qty
						<b>Epoxy Black</b>			<b>Zinc</b>		
						<b>FIXINGS INFO.</b>					
						(BL)	(BS)				
<b>Epoxy Black</b>											
4	100	100	40 x 40	8	4.0	WCH4BB	1	10	WCH4BP	1	10
6	150	150	40 x 40	8	4.0	WCH6BB	1	10	WCH6BP	1	10
8	200	200	40 x 40	8	4.0	WCH8BB	1	10	WCH8BP	1	10
10	250	250	40 x 40	8	4.0	WCH10BB	1	10	-	-	-
12	300	300	40 x 40	8	4.0	WCH12BB	1	10	-	-	-
<b>Zinc</b>											
4	100	100	40 x 40	8	4.0	WCH4ZB	1	10	WCH4ZP	1	10
6	150	150	40 x 40	8	4.0	WCH6ZB	1	10	WCH6ZP	1	10
8	200	200	40 x 40	8	4.0	WCH8ZB	1	10	WCH8ZP	1	10
10	250	250	40 x 40	8	4.0	WCH10ZB	1	10	-	-	-
12	300	300	40 x 40	8	4.0	WCH12ZB	1	10	-	-	-


TYPE - LCB / LCP

L = LENGTH, W = WIDTH, DIA. = DIAMETER

SUB TYPE - LCB05 / LCB20

SUB TYPE - LCP05 / LCP18

### Cabin Hook Cast Iron



Ideal for retaining doors and gates in an open position in heavy domestic and agricultural applications. Made from cast iron for added strength and durability.

① ② ③ ④ ⑤  
OCCASIONALLY DAMP/WET, RURAL AND SHELTERED AREAS.

**Epoxy Black**

① ② ③ ④ ⑤  
URBAN & INDUSTRIAL AREAS WITH A MODERATE SALT ATMOSPHERE

**Hot Dipped Galvanised**

Size (inch)	Size (mm)	Bar Length (mm)	Backplate Size L x W (mm)	No. of Screw Holes	Screw Ø (mm)	PLAIN BAG EXCLUDES FIXINGS			TAURUS BAG TIMCO FIXINGS INCLUDED		
						Product Code	Bag Qty	Carton Qty	Product Code	Bag Qty	Carton Qty
						<b>Epoxy Black</b>			<b>Hot Dipped Galvanised</b>		
						<b>FIXINGS INFO.</b>					
						(BL)	(BS)				
<b>Epoxy Black</b>											
3	75	75	45 x 45	4	4.0	523467	1	20	527115	1	10
4	100	100	45 x 45	4	4.0	523258	1	20	527225	1	10
6	150	150	45 x 45	4	4.0	523963	1	10	527998	1	10
8	200	200	45 x 45	4	4.0	523458	1	10	527651	1	10
10	250	250	45 x 45	4	4.0	523957	1	10	527478	1	10
12	300	300	45 x 45	4	4.0	523326	1	10	-	-	-
<b>Hot Dipped Galvanised</b>											
3	75	75	45 x 45	4	4.0	523656	1	20	527568	1	10
4	100	100	45 x 45	4	4.0	523219	1	20	527541	1	10
6	150	150	45 x 45	4	4.0	523953	1	10	527114	1	10
8	200	200	45 x 45	4	4.0	523632	1	10	527554	1	10
10	250	250	45 x 45	4	4.0	523454	1	10	527665	1	10
12	300	300	45 x 45	4	4.0	523565	1	10	-	-	-

TYPE - LCB / LCP

L = LENGTH, W = WIDTH, DIA. = DIAMETER

SUB TYPE - LCB05 / LCB21 / LCB22

SUB TYPE - LCP05 / LCP07 / LCP19

### Turn Button Cast Iron



Turn buttons are used for holding flush fitting doors and gates closed.

**NOTE: Use a 4.0 x 30mm screw to attach to door/gate**

① ② ③ ④ ⑤  
OCCASIONALLY DAMP/WET, RURAL AND SHELTERED AREAS.

**Epoxy Black**

① ② ③ ④ ⑤  
URBAN & INDUSTRIAL AREAS WITH A MODERATE SALT ATMOSPHERE

**Hot Dipped Galvanised**

Size (inch)	Size (mm)	PLAIN BAG EXCLUDES FIXINGS			TAURUS BAG TIMCO FIXINGS INCLUDED		
		Product Code	Bag Qty	Carton Qty	Product Code	Bag Qty	Carton Qty
		<b>Epoxy Black</b>			<b>Hot Dipped Galvanised</b>		
2	50	TB2BB	1	50	TB2BP	1	20
2	50	TB2GB	1	50	TB2GP	1	20

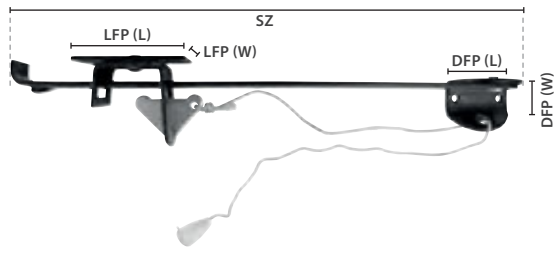
TYPE - LCB / LCP

SUB TYPE - LCB06 / LCB23

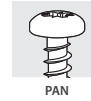
SUB TYPE - LCP06 / LCP20



## Junior Garage Door Holder



Ideal for holding open garage and shed doors below 900mm wide. Angle of opening can be varied by adjusting the distance of the lintel bracket from the hinge edge. The hold open device automatically engages when the door is opened and released by pulling the cord. Ideal for applications where the door cannot be propped open or hands free operation is needed. Mounts to the underside of the lintel and requires a minimum lintel width of 60mm.



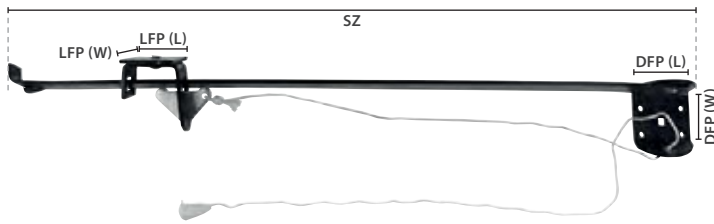
1 2 3 4 5  
OCCASIONALLY DAMP/WET, RURAL AND SHELTERED AREAS.

Epoxy Black

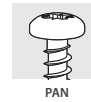
Size (inch)	Size (mm)	To Suit Lintel Type	Lintel Fixing Plate Size W x L (mm)	Door Fixing Plate Size L x W (mm)	Cord Length (mm)	No. of Screw Holes	Screw Ø (mm)	Product Code	Bag Qty	Carton Qty
(SZ)	(SZ)		(LFP)	(DFP)		FIXINGS INFO.		PLAIN BAG EXCLUDES FIXINGS		
15	375	Wide	45 x 80	58 x 21	1020	8	4.0	523114	1	2
Epoxy Black										
TYPE - GAB								SUB TYPE - GAB11		

L = LENGTH, W = WIDTH, DIA. = DIAMETER

## Senior Garage Door Holder - Wide Lintel



Ideal for holding open garage and barn doors over 900mm wide in an open position. Angle of opening can be varied by adjusting the distance of the lintel bracket from the hinge edge. The hold open device automatically engages when the door is opened and released by pulling the cord. Ideal for applications where the door cannot be propped open or hands free operation is needed. Mounts to the underside of the lintel and requires minimum lintel width of 60mm.



1 2 3 4 5  
OCCASIONALLY DAMP/WET, RURAL AND SHELTERED AREAS.

Epoxy Black

Size (inch)	Size (mm)	To Suit Lintel Type	Lintel Fixing Plate Size W x L (mm)	Door Fixing Plate Size L x W (mm)	Cord Length (mm)	No. of Screw Holes	Screw Ø (mm)	Product Code	Bag Qty	Carton Qty
(SZ)	(SZ)		(LFP)	(DFP)		FIXINGS INFO.		PLAIN BAG EXCLUDES FIXINGS		
24	635	Wide	45 x 80	47 x 58	1020	8	4.0	523417	1	2
Epoxy Black										
TYPE - GAB								SUB TYPE - GAB11		

L = LENGTH, W = WIDTH, DIA. = DIAMETER

## Senior Garage Door Holder - Narrow Lintel



Ideal for holding open garage and barn doors over 900mm wide in an open position. Angle of opening can be varied by adjusting the distance of the lintel bracket from the hinge edge. The hold open device automatically engages when the door is opened and released by pulling the cord. Ideal for applications where the door cannot be propped open or hands free operation is needed. Mounts to the side of the lintel and requires a minimum lintel depth of 60mm.



1 2 3 4 5  
OCCASIONALLY DAMP/WET, RURAL AND SHELTERED AREAS.

Epoxy Black

Size (inch)	Size (mm)	To Suit Lintel Type	Lintel Fixing Plate Size W x L (mm)	Door Fixing Plate Size L x W (mm)	Cord Length (mm)	No. of Screw Holes	Screw Ø (mm)	Product Code	Bag Qty	Carton Qty
(SZ)	(SZ)		(LFP)	(DFP)		FIXINGS INFO.		PLAIN BAG EXCLUDES FIXINGS		
24	635	Narrow	44 x 58	47 x 58	660	8	4.0	523998	1	2
Epoxy Black										
TYPE - GAB								SUB TYPE - GAB11		

L = LENGTH, W = WIDTH, DIA. = DIAMETER

Screws

Fasteners & Fixings

Anchors

Nails

Tapes & Adhesives

Building Chemicals

Power Tool Accessories

Hand Tools & Accessories

Site Protection

Builders Metal Work

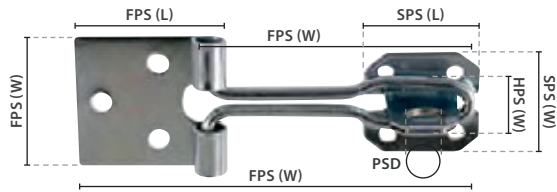
Security & Ironmongery

Gate & Fence Hardware



# Hasps & Staples

## Wire Pattern Hasp & Staple



A low security lightweight hasp and staple for sheds and toolboxes in light domestic applications.



COUNTERSUNK

- 1
  - 2
  - 3
  - 4
  - 5
- OCCASIONALLY DAMP/WET, RURAL AND SHELTERED AREAS.


**Epoxy Black**   **Zinc**

Size (inch)	Size (mm)	Fixing Plate Size W x L (mm)	Hasp Plate Size L x W (mm)	Staple Plate Size L x W (mm)	Max. Padlock Shackle Ø (mm)	No. of Screw Holes	Screw Ø (mm)	Product Code	Bag Qty	Carton Qty	Product Code	Bag Qty	Carton Qty
(SZ)	(SZ)	(FPS)	(HSP)	(SPS)	(PSD)	FIXINGS INFO.		PLAIN BAG EXCLUDES FIXINGS			TAURUS BAG TIMCO FIXINGS INCLUDED		
<b>Epoxy Black</b>													
3	75	35 x 30	45 x 12	25 x 25	6	7	3.5	WHS3BB	1	10	-	-	-
4	100	40 x 35	65 x 12	25 x 30	6	7	3.5	WHS4BB	1	10	WHS4BP	1	10
6	150	57 x 45	100 x 16	45 x 35	6	8	3.5	WHS6BB	1	10	WHS6BP	1	10
<b>Zinc</b>													
3	75	35 x 30	45 x 12	25 x 25	6	7	3.5	WHS3ZB	1	10	-	-	-
4	100	40 x 35	65 x 12	25 x 30	6	7	3.5	WHS4ZB	1	10	WHS4ZP	1	10
6	150	57 x 45	100 x 16	45 x 35	6	8	3.5	WHS6ZB	1	10	WHS6ZP	1	10

TYPE - HSB / HSP      L = LENGTH, W = WIDTH, DIA. = DIAMETER      SUB TYPE - HSB03 / HSB10      SUB TYPE - HSP03 / HSP10

## Safety Pattern Hasp & Staple

**New Sizes Available**



A low security hasp and staple for light domestic gates and shed doors.



COUNTERSUNK


- 1
  - 2
  - 3
  - 4
  - 5
- OCCASIONALLY DAMP/WET, RURAL AND SHELTERED AREAS.

**Epoxy Black**   **Zinc**

Size (inch)	Size (mm)	Fixing Plate Size L x W (mm)	Hasp Plate Size L x W (mm)	Staple Plate Size L x W (mm)	Max. Padlock Shackle Ø (mm)	No. of Screw Holes	Screw Ø (mm)	Product Code	Bag Qty	Carton Qty	Product Code	Bag Qty	Carton Qty
(SZ)	(SZ)	(FPS)	(HSP)	(SPS)	(PSD)	FIXINGS INFO.		PLAIN BAG EXCLUDES FIXINGS			TAURUS BAG TIMCO FIXINGS INCLUDED		
<b>Epoxy Black</b>													
3	75	30 x 40	76 x 39	40 x 40	10	6	4.0	HS3BB	1	10	HS3BP	1	15
4 ½	115	40 x 40	114 x 39	40 x 40	10	8	4.0	HS4BB	1	10	HS4BP	1	15
6	150	58 x 40	150 x 38	40 x 40	10	8	4.0	HS6BB	1	10	HS6BP	1	15
<b>Zinc</b>													
3	75	30 x 40	76 x 39	40 x 40	10	6	4.0	HS3ZB	1	10	HS3ZP	1	15
4 ½	115	40 x 40	114 x 39	40 x 40	10	8	4.0	HS4ZB	1	10	HS4ZP	1	15
6	150	58 x 40	150 x 38	40 x 40	10	8	4.0	HS6ZB	1	10	HS6ZP	1	15

TYPE - HSB / HSP      L = LENGTH, W = WIDTH, DIA. = DIAMETER      SUB TYPE - HSB01 / HSB06      SUB TYPE - HSP01 / HSP06

## Heavy Secure Bolt On Hasp & Staple



A high security, heavy duty hasp and staple for sheds, gates and doors in heavy domestic, commercial and agricultural applications. Bolt fixed for additional security.



COUNTERSUNK

- 1
  - 2
  - 3
  - 4
  - 5
- OCCASIONALLY DAMP/WET, RURAL AND SHELTERED AREAS.

**Epoxy Black**

- 1
  - 2
  - 3
  - 4
  - 5
- URBAN & INDUSTRIAL AREAS WITH A MODERATE SALT ATMOSPHERE

**Hot Dipped Galvanised**

Size (inch)	Size (mm)	Fixing Plate Size L x W (mm)	Hasp Plate Size L x W (mm)	Staple Plate Size L x W (mm)	Max. Padlock Shackle Ø (mm)	No. of Carriage Bolt Holes	Carriage Bolt Size (mm)	No. of Screw Holes	Screw Ø (mm)	Product Code	Bag Qty	Carton Qty	Product Code	Bag Qty	Carton Qty
(SZ)	(SZ)	(FPS)	(HSP)	(SPS)	(PSD)	FIXINGS INFO.				PLAIN BAG EXCLUDES FIXINGS			TAURUS BAG TIMCO FIXINGS INCLUDED		
<b>Epoxy Black</b>															
8	200	105 x 55	92 x 55	65 x 55	15	1	M12	8	5.0	BHS8BB	1	5	BHS8BP	1	8
10	250	158 x 55	92 x 55	65 x 55	15	1	M12	8	5.0	BHS10BB	1	5	BHS10BP	1	8
<b>Hot Dipped Galvanised</b>															
8	200	105 x 55	92 x 55	65 x 55	15	1	M12	8	5.0	BHS8GB	1	5	BHS8GP	1	8
10	250	158 x 55	92 x 55	65 x 55	15	1	M12	8	5.0	BHS10GB	1	5	BHS10GP	1	8

TYPE - HSB / HSP      L = LENGTH, W = WIDTH, DIA. = DIAMETER      SUB TYPE - HSB02 / HSB07      SUB TYPE - HSP02 / HSP07

Screws

Fasteners & Fixings

Anchors

Nails

Tapes & Adhesives

Building Chemicals

Power Tool Accessories

Hand Tools & Accessories


Site Protection

Builders Metal Work

Security & Ironmongery

Gate & Fence Hardware

## Heavy Swivel Pattern Hasp & Staple



A high security, heavy duty hasp and staple for sheds, gates and doors in heavy domestic, commercial and agricultural applications. The swivel pattern hasp and staple is commonly fitted to double doors as the hasp drops away and allows the slave leaf to open independently.



1 2 3 4 5  
OCCASIONALLY DAMP/WET, RURAL AND SHELTERED AREAS.  
**Epoxy Black**

1 2 3 4 5  
URBAN & INDUSTRIAL AREAS WITH A MODERATE SALT ATMOSPHERE  
**Hot Dipped Galvanised**


Size (inch)	Size (mm)	Fixing Plate Size W x L (mm)	Hasp Plate Size L x W (mm)	Staple Plate Size L x W (mm)	Max. Padlock Shackle Dia. (mm)	No. of Screw Holes	Screw Dia. (mm)
		(FPS)	(HSP)	(SPS)	(PSD)		
<b>Epoxy Black</b>							
8	200	55 x 103	92 x 55	65 x 55	15	8	5.0
<b>Hot Dipped Galvanised</b>							
8	200	55 x 103	92 x 55	65 x 55	15	8	5.0

TYPE - HSB / HSP L = LENGTH, W = WIDTH, DIA. = DIAMETER

Product Code	Bag Qty	Carton Qty	Product Code	Bag Qty	Carton Qty
<b>PLAIN BAG</b> EXCLUDES FIXINGS			<b>TAURUS BAG</b> TIMCO FIXINGS INCLUDED		
SHS8BB	1	5	SHS8BP	1	10
SHS8GB	1	5	SHS8GP	1	10

SUB TYPE - HSB04 / HSB11 SUB TYPE - HSP04 / HSP11

## Heavy Vertical Bolt on Hasp & Staple



A high security, heavy duty hasp and staple for sheds, gates and doors in heavy domestic, commercial and agricultural applications. The vertical pattern fixing plate makes this ideal for fitting to a narrow stile door or frame. Bolt fixed for additional security.



1 2 3 4 5  
OCCASIONALLY DAMP/WET, RURAL AND SHELTERED AREAS.  
**Epoxy Black**

1 2 3 4 5  
URBAN & INDUSTRIAL AREAS WITH A MODERATE SALT ATMOSPHERE  
**Hot Dipped Galvanised**

Size (inch)	Size (mm)	Fixing Plate Size W x L (mm)	Hasp Plate Size L x W (mm)	Staple Plate Size L x W (mm)	Max. Padlock Shackle Dia. (mm)	No. of Carriage Bolt Holes	Carriage Bolt Size (mm)	No. of Screw Holes	Screw Ø (mm)
		(FPS)	(HSP)	(SPS)	(PSD)	FIXINGS INFO.			
<b>Epoxy Black</b>									
6	150	50 x 150	92 x 55	65 x 55	15	2	M12	8	5.0
<b>Hot Dipped Galvanised</b>									
6	150	50 x 150	92 x 55	65 x 55	15	2	M12	8	5.0

TYPE - HSB / HSP

Product Code	Bag Qty	Carton Qty	Product Code	Bag Qty	Carton Qty
<b>PLAIN BAG</b> EXCLUDES FIXINGS			<b>TAURUS BAG</b> TIMCO FIXINGS INCLUDED		
VHS6BB	1	5	VHS6BP	1	8
VHS6GB	1	5	VHS6GP	1	8

SUB TYPE - HSB08 / HSB09 SUB TYPE - HSP08 / HSP09

## Heavy Padlock Protection Bar



A high security, heavy duty hasp and staple for sheds, gates and doors in heavy domestic, commercial and agricultural applications. The hasp features a strong cast iron housing to cover and protect the padlock from hammer and cutter attack. Bolt fixed for additional security.

1 2 3 4 5  
URBAN & INDUSTRIAL AREAS WITH A MODERATE SALT ATMOSPHERE  
**Hot Dipped Galvanised**

To Suit Opening Side	Size (inch)	Size (mm)	Fixing Plate Size L x W (mm)	Hasp Plate Size L x W (mm)	Staple Plate Size L x W (mm)	Max. Padlock Shackle Ø (mm)	No. of Carriage Bolt Holes	Carriage Bolt Size (mm)
			(FPS)	(HPS)	(SPS)	(PSD)	FIXINGS INFO.	
<b>Hot Dipped Galvanised</b>								
Left	7.5	185	67 x 56	185 x 65	76 x 56	12	8	M6
Right	7.5	185	67 x 56	185 x 65	76 x 56	12	8	M6

TYPE - HSB / HSP L = LENGTH, W = WIDTH, DIA. = DIAMETER

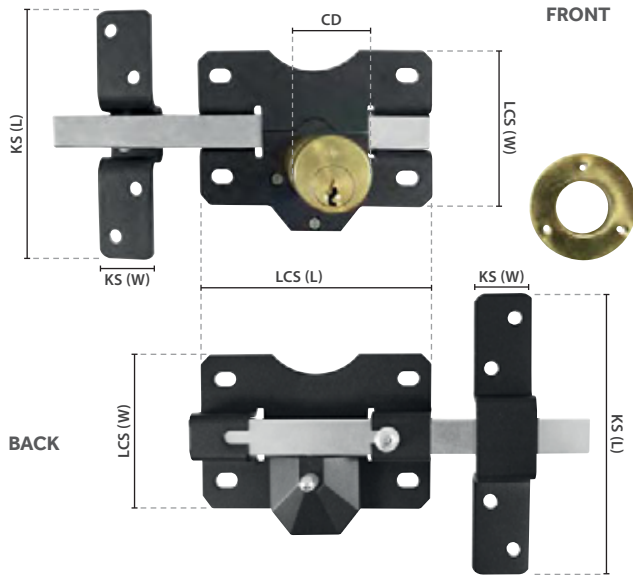
Product Code	Bag Qty	Carton Qty	Product Code	Bag Qty	Carton Qty
<b>PLAIN BAG</b> EXCLUDES FIXINGS			<b>TAURUS BAG</b> TIMCO FIXINGS INCLUDED		
472582	1	2	478225	1	5
472951	1	2	478741	1	5

SUB TYPE - HSB05 SUB TYPE - HSP05



# Locks & Handles

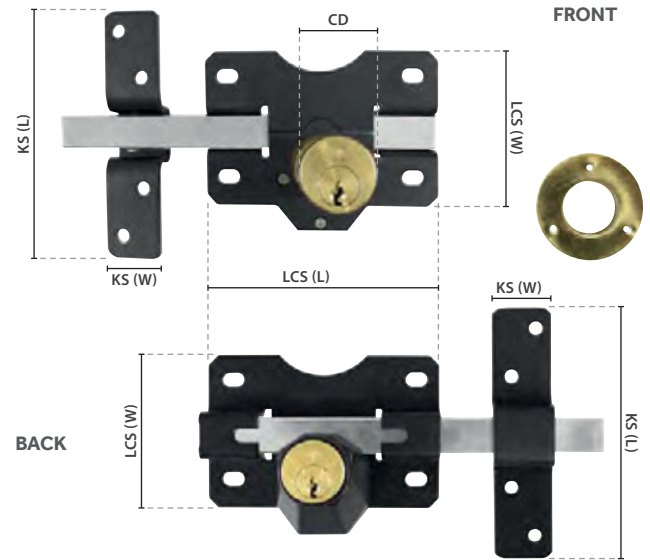
## Long Throw Locks - Single



An ideal high security lock for gates where key access from the outside is required. The lock can be opened from the inside without the use of a key providing quick and easy access. The bolt features a long throw of 70mm to clear any gate to frame gaps.

Supplied with a brass escutcheon for a clean flush finish around the lock cylinder or alternatively a rim lock escutcheon handle can be used (sold separately). **The lock comes supplied with 3 keys.**

## Long Throw Locks - Double



An ideal high security lock for gates where key access from the outside and inside is required. The lock features a long throw of 70mm to clear any gate to frame gaps.

Supplied with a brass escutcheon for a clean flush finish around the lock cylinder or alternatively a rim lock escutcheon handle can be used (sold separately). **The lock comes supplied with 3 keys.**

Lock Type	Locking Option	Max. Door Thickness (mm)	Cylinder Dia. (mm)	Keep Size L x W (mm)	Lock Case Size L x W (mm)	No. of Screw Holes	Screw Ø (mm)	Product Code	Bag Qty	Carton Qty
								TAURUS BOX FIXINGS INCLUDED		
								<b>Epoxy Black</b>		
Single	Outside Only	50	26	125 x 28	106 x 70	8	5.0	GLS50	1	25
Single	Outside Only	70	26	125 x 28	106 x 70	8	5.0	GLS70	1	20
Double	Outside and Inside	50	26	125 x 28	106 x 70	8	5.0	GLD50	1	25
Double	Outside and Inside	70	26	125 x 28	106 x 70	8	5.0	GLD70	1	20

TYPE - GAH

L = LENGTH, W = WIDTH, DIA. = DIAMETER

SUB TYPE - GAH01

## Escutcheon Handle



A high quality pull handle to suit the Taurus extended throw locks. The pull handle fits over the rim cylinder of the lock to provide a clean finish to the cylinder hole.



COUNTERSUNK

1 2 3 4 5  
OCCASIONALLY DAMP/WET, RURAL AND SHELTERED AREAS.  
**Epoxy Black**

1 2 3 4 5  
OCCASIONALLY DAMP/WET, RURAL AND SHELTERED AREAS.  
**CHROME**

Size (inch)	Size (mm)	To Suit Cylinder Dia. (mm)	No. of Screw Holes	Screw Ø (mm)	Product Code	Bag Qty	Carton Qty	Product Code	Bag Qty	Carton Qty
					PLAIN BAG EXCLUDES FIXINGS			TAURUS BAG TIMCO FIXINGS INCLUDED		
<b>Epoxy Black</b>										
8	200	26	3	3.5	RLEH8BB	1	100	427258	1	10
<b>POLISHED CHROME</b>										
8	200	26	3	3.5	RLEH8CB	1	100	427336	1	10

TYPE - GAB / GAP

DIA. = DIAMETER

SUB TYPE - GAB10

SUB TYPE - GAP19

Screws

Fasteners & Fixings

Anchors

Nails

Tapes & Adhesives

Building Chemicals

Power Tool Accessories

Hand Tools & Accessories


Site Protection

Builders Metalwork

Security & Ironmongery

Gate & Fence Hardware

## Rim Dead Lock



An ideal medium security lock for shed and internal doors. It is reversible for both left and right hand hung doors and is key operational from both sides.

Supplied with 2 keys.




1 2 3 4 5  
OCCASIONALLY DAMP/WET, RURAL AND SHELTERED AREAS.  
**Epoxy Black**

Lock Case Size L x W (mm)	Keep Size L x W (mm)	Lock Follower Backset (mm)	Bolt Throw (mm)	No. of Screw Holes	Screw Size (mm)
(LCS)	(KS)	FIXINGS INFO.			
<b>Epoxy Black</b>					
106 x 74	75 x 23	43	13.5	5	4.0 x 50
TYPE - GAB / GAP					

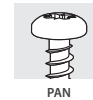
Product Code	Bag Qty	Carton Qty	Product Code	Bag Qty	Carton Qty
<b>PLAIN BAG</b> EXCLUDES FIXINGS			<b>TAURUS BAG</b> TIMCO FIXINGS INCLUDED		
RDLB	1	10	427124	1	5
SUB TYPE - GAB05			SUB TYPE - GAP08		

## Rim Sash Lock Fluted



An ideal medium security lock for sheds and internal doors. It is reversible for both left and right hand hung doors and is key operation from both sides.

Use with rim knob sets to operate the latch.  
Supplied with 2 keys.




1 2 3 4 5  
OCCASIONALLY DAMP/WET, RURAL AND SHELTERED AREAS.  
**Epoxy Black**

Lock Case Size L x W (mm)	Keep Size L x W (mm)	Lock Follower Backset (mm)	Latch Follower Backset (mm)	Bolt Throw (mm)	No. of Screw Holes	Screw Size (mm)
(LCS)	(KS)	FIXINGS INFO.				
<b>Epoxy Black</b>						
156 x 106	92 x 24	43	105	13.5	6	4.0 x 50
TYPE - GAB / GAP						

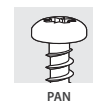
Product Code	Bag Qty	Carton Qty	Product Code	Bag Qty	Carton Qty
<b>PLAIN BAG</b> EXCLUDES FIXINGS			<b>TAURUS BAG</b> TIMCO FIXINGS INCLUDED		
RSLFB	1	10	427148	1	5
SUB TYPE - GAB05			SUB TYPE - GAP08		

## Rim Sash Lock - Inward & Outward Keep



An ideal medium security lock for shed and internal doors. It is reversible for both left and right hand hung doors and is key operational from both sides. Use with rim knob sets to operate the latch.

Supplied with keeps for both inward and outward opening doors and 2 keys.




1 2 3 4 5  
OCCASIONALLY DAMP/WET, RURAL AND SHELTERED AREAS.  
**Epoxy Black**

Lock Case Size L x W (mm)	Keep Size L x W (mm)	Lock Follower Backset (mm)	Latch Follower Backset (mm)	Bolt Throw (mm)	No. of Screw Holes	Screw Size (mm)
(LCS)	(KS)	FIXINGS INFO.				
<b>Epoxy Black</b>						
143 x 83	75 x 23	43	105	13.5	5	4.0 x 50
TYPE - GAB / GAP						

Product Code	Bag Qty	Carton Qty	Product Code	Bag Qty	Carton Qty
<b>PLAIN BAG</b> EXCLUDES FIXINGS			<b>TAURUS BAG</b> TIMCO FIXINGS INCLUDED		
RSLB	1	10	427695	1	5
SUB TYPE - GAB05			SUB TYPE - GAP08		



### Press Lock



A low security lock commonly fitted to shed and green house doors which is surface mounted for quick and easy installation. The lock bolt engages on or into the door frame and does not require a keep.

Supplied with 1 key. Additional spare keys available as one key fits all locks.



### Press Lock Spare Keys (x5)



Spare keys that will operate all Taurus Press locks.

Product Code	Bag Qty	Carton Qty
<b>PLAIN BAG</b>		
SPAREPLK	5	50
SUB TYPE - GAB06		

### New Size Available

Size (inch)	Size (mm)	Lock Case Size L x W (mm)	Lock Follower Backset (mm)	Bolt Throw (mm)	No. of Screw Holes	Rec. Screw Ø (mm)
		(LCS)		(BT)	FIXINGS INFO.	
<b>Epoxy Black</b>						
3	76	100 x 76	40	15	4	4.0
4	100	100 x 100	52	15	4	4.0
5	125	100 x 125	64	15	4	4.0

Product Code	Bag Qty	Carton Qty	Product Code	Bag Qty	Carton Qty
<b>PLAIN BAG</b>			<b>TAURUS BAG</b>		
EXCLUDES FIXINGS			TIMCO FIXINGS INCLUDED		
PL3BB	1	100	427111	1	10
PL4BB	1	80	427754	1	10
PL5BB	1	50	-	-	-

TYPE - GAB / GAP

L = LENGTH, W = WIDTH, Ø = DIAMETER

SUB TYPE - GAB06

SUB TYPE - GAP06

### Plastic Rim / Mortice Knob Set



Ideal for use on shed doors and gates. Can be used with rim or mortice locks. Supplied with two escutcheon plates to cover keyhole cut outs.



Knob Dia. (mm)	Rose Ø (mm)	Escutcheon Ø (mm)	Spindle Length (mm)	No. of Screw Holes	Rec. Screw Ø (mm)
				FIXINGS INFO.	
<b>Hot Dipped Galvanised</b>					

Product Code	Bag Qty	Carton Qty	Product Code	Bag Qty	Carton Qty
<b>PLAIN BAG</b>			<b>TAURUS BAG</b>		
EXCLUDES FIXINGS			TIMCO FIXINGS INCLUDED		
SUB TYPE - GAB05			SUB TYPE - GAP08		

TYPE - GAB / GAP

L = LENGTH, W = WIDTH, Ø = DIAMETER

SUB TYPE - GAB05

SUB TYPE - GAP08

### Hot Bed Handle



A durable and hard wearing handle for gates and shed doors.



Size (inch)	Size (mm)	No. of Screw Holes	Rec. Screw Ø (mm)
		FIXINGS INFO.	
<b>Epoxy Black</b>			
6	150	4	4.0
7	175	4	4.0

Product Code	Bag Qty	Carton Qty	Product Code	Bag Qty	Carton Qty
<b>PLAIN BAG</b>			<b>TAURUS BAG</b>		
EXCLUDES FIXINGS			TIMCO FIXINGS INCLUDED		
HBH6B	1	20	HBH6BP	1	20
HBH7B	1	20	HBH7BP	1	20

TYPE - GAB / GAP

SUB TYPE - GAB02

SUB TYPE - GAP02

Screws

Fasteners & Fixings

Anchor

Nails

Tapes & Adhesives

Building Chemicals

Power Tool Accessories

Hand Tools & Accessories

Site Protection

Builders Metal Work

Security & Ironmongery

Gate & Fence Hardware

Screws

Fasteners & Fixings

Anchors

Nails

Tapes & Adhesives

Building Chemicals

Power Tool Accessories

Hand Tools & Accessories

Site Protection

Builders Metal Work

Security & Ironmongery

Gate & Fence Hardware



Gate Kits

Pedestrian Gate Kit



A complete gate kit for medium weight gates in domestic applications. Automatic gate latch is pad-lockable for additional security.

1 2 3 4 5  
OCCASIONALLY DAMP/WET, RURAL AND SHELTERED AREAS.

Epoxy Black Zinc

1 2 3 4 5  
URBAN & INDUSTRIAL AREAS WITH A MODERATE SALT ATMOSPHERE

Hot Dipped Galvanised

To Suit Gate Width (mm)	Max. Gate Weight (kg)	Size (mm)	Product	Qty	No. of Pan Screws	Pan Screw Size (mm)	No. of Countersunk Screws	Countersunk Screw Size (mm)	Product Code	Bag Qty	Carton Qty
<b>KIT CONTENTS</b>									<b>TAURUS BAG</b>		
<b>FIXINGS INFO.</b>									<b>TIMCO FIXINGS INCLUDED</b>		
<b>Epoxy Black</b>											
700 - 1050	30	350	Medium Tee Hinges	2	6	4.0 x 30	18	4.0 x 30	427123	1	10
		50	Automatic Gate Latch	1							
<b>Zinc</b>											
700 - 1050	30	350	Medium Tee Hinges	2	6	4.0 x 30	18	4.0 x 30	427741	1	10
		50	Automatic Gate Latch	1							
<b>Hot Dipped Galvanised</b>											
700 - 1050	30	350	Medium Tee Hinges	2	6	4.0 x 30	18	4.0 x 30	427562	1	10
		50	Automatic Gate Latch	1							

TYPE - GAP

SUB TYPE - GAP07 / GAP11 / GAP12

### Side Gate Kit - Ring Latch



A complete gate kit for medium weight gates in domestic applications. Brenton padbolt is pad-lockable and bolt fixed for additional security.

<ol style="list-style-type: none"> <li>1</li> <li>2</li> <li>3</li> <li>4</li> <li>5</li> </ol> <p>OCCASIONALLY DAMP/WET, RURAL AND SHELTERED AREAS.</p> <p><b>Epoxy Black</b>    <b>Zinc</b></p>	<ol style="list-style-type: none"> <li>1</li> <li>2</li> <li>3</li> <li>4</li> <li>5</li> </ol> <p>URBAN &amp; INDUSTRIAL AREAS WITH A MODERATE SALT ATMOSPHERE</p> <p><b>Hot Dipped Galvanised</b></p>
---	---

To Suit Gate Width (mm)	Max. Gate Weight (kg)	Max. Padlock Shackles Ø (mm)	Size (mm)	Product	Qty	No. of Carriage Bolts	Carriage Bolt Size (mm)	No. of Pan Screws	Pan Screw Size (mm)	No. of CS Screws	CS Screw Size (mm)	Product Code	Bag Qty	Carton Qty
<b>KIT CONTENTS</b>					<b>FIXINGS INFO.</b>							<b>TAURUS BAG</b> TIMCO FIXINGS INCLUDED		
<b>Epoxy Black</b>														
			450	Medium Tee Hinges	2									
900 - 1350	40	10	150	Ring Gate Latch	1	4	M6 x 50	20	4.0 x 30	20	5.0 x 30	427548	1	10
			150	Brenton Padbolt	1									
<b>Zinc</b>														
			450	Medium Tee Hinges	2									
900 - 1350	40	10	150	Ring Gate Latch	1	4	M6 x 50	20	4.0 x 30	20	5.0 x 30	427546	1	10
			150	Brenton Padbolt	1									
<b>Hot Dipped Galvanised</b>														
			450	Medium Tee Hinges	2									
900 - 1350	40	10	150	Ring Gate Latch	1	4	M6 x 50	20	4.0 x 30	20	5.0 x 30	427357	1	10
			150	Brenton Padbolt	1									
TYPE - GAP										CS - COUNTERSUNK		SUB TYPE - GAP13 / GAP14 / GAP15		

### Side Gate Kit - Suffolk Latch



A complete gate kit for medium weight gates in domestic applications. Brenton padbolt is pad-lockable and bolt fixed for additional security.

<ol style="list-style-type: none"> <li>1</li> <li>2</li> <li>3</li> <li>4</li> <li>5</li> </ol> <p>OCCASIONALLY DAMP/WET, RURAL AND SHELTERED AREAS.</p> <p><b>Epoxy Black</b>    <b>Zinc</b></p>	<ol style="list-style-type: none"> <li>1</li> <li>2</li> <li>3</li> <li>4</li> <li>5</li> </ol> <p>URBAN &amp; INDUSTRIAL AREAS WITH A MODERATE SALT ATMOSPHERE</p> <p><b>Hot Dipped Galvanised</b></p>
---	---

To Suit Gate Width (mm)	Max. Gate Weight (kg)	Max. Gate Thickness (mm)	Max. Padlock Shackles Dia. (mm)	Size (mm)	Product	Qty	No. of Carriage Bolts	Carriage Bolt Size (mm)	No. of Pan Screws	Pan Screw Size (mm)	No. of CS Screws	CS Screw Size (mm)	Product Code	Bag Qty	Carton Qty
<b>KIT CONTENTS</b>					<b>FIXINGS INFO.</b>							<b>TAURUS BAG</b> TIMCO FIXINGS INCLUDED			
<b>Epoxy Black</b>															
				450	Medium Tee Hinges	2									
900 - 1350	40	50	10	185	Suffolk Latch	1	4	M6 x 50	20	4.0 x 30	20	5.0 x 30	427215	1	10
				150	Brenton Padbolt	1									
<b>Zinc</b>															
				450	Medium Tee Hinges	2									
900 - 1350	40	50	10	185	Suffolk Latch	1	4	M6 x 50	20	4.0 x 30	20	5.0 x 30	427998	1	10
				150	Brenton Padbolt	1									
<b>Hot Dipped Galvanised</b>															
				450	Medium Tee Hinges	2									
900 - 1350	40	50	10	185	Suffolk Latch	1	4	M6 x 50	20	4.0 x 30	20	5.0 x 30	427635	1	10
				150	Brenton Padbolt	1									
TYPE - GAP										CS - COUNTERSUNK		SUB TYPE - GAP16 / GAP17 / GAP18			

Screws

Fasteners & Fixings

Anchors

Nails

Tapes & Adhesives

Building Chemicals

Power Tool Accessories

Hand Tools & Accessories

Site Protection


Builders Metal Work

Security & Ironmongery

Gate & Fence Hardware




# TAURUS<sup>®</sup>






**GATE HOOK  
TO BUILD**



**FIELDGATE HOOK  
TO BOLT**



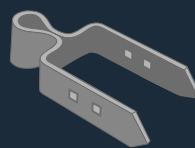
**DOUBLE STRAP  
TOP BAND**



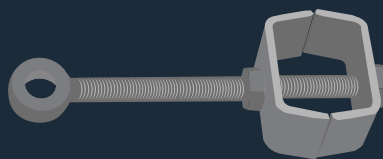
**HOOK TO DRIVE**




**HOOK ON  
SQUARE PLATE**



**DOUBLE STRAP  
BOTTOM BAND**



**ADJUSTABLE  
BOTTOM GATE FITTING**




**DROP  
BOLT**


# FIELDGATE

## HARDWARE


SPRING FIELDGATE FASTENER



CRANKED STRIKER



THROW-OVER GATE LOOP



SELF LOCKING GATE CATCH



HUNTING LIFT CATCH




STAPLE CATCH

# METAL GATE

## FITTINGS



GATE HOOK TO WELD



GATE EYE TO WELD




ADJUSTABLE GATE EYES





## Standard Double Strap Hinge Set



Ideal for use on field gates and driveway gates that are to be hung on timber posts. The hinge set provides exceptional support to the gate as the top band and bottom strap wrap around the gate and are fixed with cup square bolts to firmly secure in place.

The hook to bolt features a 9mm drilled hole for R clips or linch pins (not included) to be fitted to prevent the gate being lifted off. The hooks to drive are barbed to prevent the gate from working loose. Depending on the weight distribution of the gate, the top or bottom pin can be mounted upside down to prevent unwanted removal of the gate.

**CONTENTS:**

1 x Top Strap, 1 x Bottom Strap, 1 x Hook to Drive, 1 x Hook to Bolt, 3 or 4 x M10x95mm Galvanised Cup Square Bolts, M10 Hex Nuts and Washers, 2 x 6.0x40mm TIMco Exterior Woodscrews.




Top Strap L (mm)	Top Strap L (inch)	Bottom Strap L (mm)	Bottom Strap L (inch)	Strap T (mm)	Hook To Bolt Dia. x L (mm)	Hook to Drive L (mm)	Pin Ø (mm)	Pin Ø (inch)	To Suit Gate W (ft)	To Suit Gate W (mm)	To Suit Gate T (mm)	To Suit Gate T (inch)	No. of Carriage Bolts	Carriage Bolt Ø (mm)	Product Code	Bag Qty	Carton Qty
(TS)	(TS)	(BS)	(BS)		(HB)	(HD)	(PIN)	(PIN)	FIELD GATE INFO.			FIXINGS INFO.		PLAIN BAG TIMCO FIXINGS INCLUDED			
<b>Hot Dipped Galvanised</b>																	
300	12	150	6	6	M20 x 350	215	19	3/4	3-4	900-1200	75	3	3	M10	SFH300G	1	4
450	18	150	6	6	M20 x 350	215	19	3/4	4-9	1200-2700	75	3	4	M10	SFH450G	1	4
600	24	150	6	6	M20 x 350	215	19	3/4	9-12	2700-3600	75	3	4	M10	SFH600G	1	4

TYPE - FGS

L = LENGTH, W = WIDTH, T = THICKNESS, DIA. = DIAMETER

SUB TYPE - FGS02

## Double Strap Hinge Set with Hook on Plate



Ideal for use on field gates and driveway gates that are to be hung on timber, concrete or masonry posts. The hinge set provides exceptional support to the gate as the top band and bottom strap wrap around the gate and are fixed with cup square bolts to firmly secure in place. Depending on the weight distribution of the gate, the top or bottom pin can be mounted upside down to prevent unwanted removal of the gate.

**CONTENTS:**

1 x Top Strap, 1 x Bottom Strap, 2 x Hook on Plates, 3 or 4 x M10x95mm Galvanised Cup Square Bolts, Hex Nuts and Washers, 8 x M10x65mm Galvanised Coach Screws, 2 x 6.0x40mm TIMco Exterior Woodscrews.




Top Strap L (mm)	Top Strap L (inch)	Bottom Strap L (mm)	Bottom Strap L (inch)	Strap T (mm)	Hook on Plate L x W (mm)	Pin Ø (mm)	Pin Ø (inch)	To Suit Gate W (ft)	To Suit Gate W (mm)	To Suit Gate T (mm)	To Suit Gate T (inch)	No. of Coach Screws	Coach Screw Ø (mm)	No. of Carriage Bolts	Carriage Bolt Ø (mm)	Product Code	Bag Qty	Carton Qty
(TS)	(TS)	(BS)	(BS)		(HP)	(PIN)	(PIN)	FIELD GATE INFO.			FIXINGS INFO.		PLAIN BAG TIMCO FIXINGS INCLUDED					
<b>Hot Dipped Galvanised</b>																		
300	12	150	6	6	100 x 100	19	3/4	3-4	900-1200	75	3	8	M10	3	M10	DSFH300G	1	4
450	18	150	6	6	100 x 100	19	3/4	4-9	1200-2700	75	3	8	M10	4	M10	DSFH450G	1	4
600	24	150	6	6	100 x 100	19	3/4	9-12	2700-3600	75	3	8	M10	4	M10	DSFH600G	1	4

TYPE - FGS

L = LENGTH, W = WIDTH, T = THICKNESS, DIA. = DIAMETER

SUB TYPE - FGS03

## Adjustable Hinge Set



Ideal for use on field gates and driveway gates that are to be hung on timber posts. The hinge set provides exceptional support to the gate as the top band wraps around the gate and are fixed with cup square bolts to firmly secure in place. The bottom fitting clamps around the heel of the gate and is adjustable to allow for easy gate alignment after fitting. This is particularly useful when hanging pairs of gates.

The hook to bolt features a 9mm drilled hole for R clips or linch pins (not included) to be fitted to prevent the gate being lifted off. The hooks to drive are barbed to prevent the gate from working loose. Depending on the weight distribution of the gate, the top or bottom pin can be mounted upside down to prevent unwanted removal of the gate.


**CONTENTS:**  
 1 x Top Strap, 1 x Adjustable Bottom Fitting, Gate Hook to Drive, 1 x Hook to Bolt, 2 or 3 x M10x95 Galvanised Cup Square Bolts, Hex Nut and Washer.

1 2 3 4 5  
 URBAN & INDUSTRIAL AREAS WITH A MODERATE SALT ATMOSPHERE  
**Hot Dipped Galvanised**

Top Strap L (mm)	Top Strap L (inch)	Strap T (mm)	Hook To Bolt Ø x L (mm)	Gate Eye Size Ø x L (mm)	Heel Clip Size L x W x D (mm)	Hook to Drive Size (mm)	Pin Ø (mm)	Pin Ø (inch)	To Suit Gate W (ft)	To Suit Gate W (mm)	To Suit Gate T (mm)	To Suit Gate T (inch)	No. of Carriage Bolts	Carriage Bolt Ø (mm)	Product Code	Bag Qty	Carton Qty
(TS)	(TS)	(HB)	(GE)	(HC)	(HD)	(PIN)	(PIN)		FIELD GATE INFO.				FIXINGS INFO.		PLAIN BAG		
TIMCO FIXINGS INCLUDED																	
<b>Hot Dipped Galvanised</b>																	
300	12	6	M20 x 350	M19 x 250	86 x 50 x 32	215 x 22	19	3/4	3-4	900-1200	75	3	2	M10	AFH300G	1	4
450	18	6	M20 x 350	M19 x 250	86 x 50 x 32	215 x 22	19	3/4	4-9	1200-2700	75	3	3	M10	AFH450G	1	4
600	24	6	M20 x 350	M19 x 250	86 x 50 x 32	215 x 22	19	3/4	9-12	2700-3600	75	3	3	M10	AFH600G	1	4

TYPE - FGS L = LENGTH, W = WIDTH, T = THICKNESS, DIA. = DIAMETER SUB TYPE - FGS01

## Adjustable Hinge Set with Hook on Plate



Ideal for use on field gates and driveway gates that are to be hung on timber, concrete or masonry posts. The hinge set provides exceptional support to the gate as the top band wraps around the gate and are fixed with cup square bolts to firmly secure in place. The bottom fitting clamps around the heel of the gate and is adjustable to allow for easy gate alignment after fitting. This is particularly useful when hanging pairs of gates. Depending on the weight distribution of the gate, the top or bottom pin can be mounted upside down to prevent unwanted removal of the gate.

**CONTENTS:**  
 1 x Top Strap, 1 x Adjustable Bottom Gate Fitting, 2 x Hook on Plates, 2 or 3 x M10x95 Galvanised Cup Square Bolts, Hex Nut and Washer. 8 x M10x65mm Galvanised Coach Screw.

1 2 3 4 5  
 URBAN & INDUSTRIAL AREAS WITH A MODERATE SALT ATMOSPHERE  
**Hot Dipped Galvanised**

Top Strap L (mm)	Top Strap L (inch)	Strap T (mm)	Hook on Plate L x W (mm)	Gate Eye Size Dia. x L (mm)	Heel Clip Size L x W x D (mm)	Pin Ø (mm)	Pin Ø (inch)	To Suit Gate W (ft)	To Suit Gate W (mm)	To Suit Gate T (mm)	To Suit Gate T (inch)	No. of Coach Screws	Coach Screw Ø (mm)	No. of Carriage Bolts	Carriage Bolt Ø (mm)	Product Code	Bag Qty	Carton Qty
(TS)	(TS)	(HP)	(GE)	(HC)	(PIN)	(PIN)		FIELD GATE INFO.				FIXINGS INFO.		PLAIN BAG				
TIMCO FIXINGS INCLUDED																		
<b>Hot Dipped Galvanised</b>																		
300	12	6	100 x 100	M19 x 250	86 x 50 x 32	19	3/4	3-4	900-1200	75	3	8	M10	2	M10	AFHP300G	1	4
450	18	6	100 x 100	M19 x 250	86 x 50 x 32	19	3/4	4-9	1200-2700	75	3	8	M10	3	M10	AFHP450G	1	4
600	24	6	100 x 100	M19 x 250	86 x 50 x 32	19	3/4	9-12	2700-3600	75	3	8	M10	3	M10	AFHP600G	1	4

TYPE - FGS L = LENGTH, W = WIDTH, T = THICKNESS, DIA. = DIAMETER SUB TYPE - FGS01

Screws

Fasteners & Fixings

Anchors

Nails

Tapes & Adhesives

Building Chemicals

Power Tool Accessories

Hand Tools & Accessories

Site Protection

Builders Metal Work


Security & Ironmongery

Gate & Fence Hardware



## Fieldgate Hooks & Eyes

### Gate Hook to Drive



A heavy duty hook for knocking into a timber post and to be used with field gate bands or hook and band hinges. Barbed to prevent the hook from working loose.

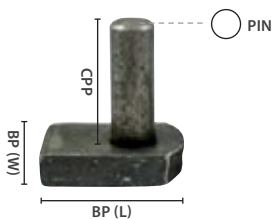
1 2 3 4 5  
URBAN & INDUSTRIAL AREAS WITH A MODERATE SALT ATMOSPHERE  
**Hot Dipped Galvanised**

Size L x W (mm)	Pin Ø (inch)	Pin Ø (mm)	Product Code	Bag Qty	Carton Qty
215 x 22	7/8	22	GHD22G	2	10

TYPE - FGH SUBTYPE - FGH10

**PLAIN BAG**  
NO FIXINGS NEEDED

### Gate Hook to Weld




Designed for welding onto a flat metal post and used in conjunction with gate eyes or hook and band hinges.

Base Plate L x W (mm)	Centre Pin Projection (mm)	Pin Ø (inch)	Pin Ø (mm)	Product Code	Bag Qty	Carton Qty
(BP)	(CPP)	(PIN)	(PIN)	<b>PLAIN BAG</b> NO FIXINGS NEEDED		
<b>Self Coloured</b>						
45 x 38	26	1/2	12	GHW12S	2	10
63 x 47	38	5/8	16	GHW16S	2	10
63 x 50	38	7/8	22	GHW22S	2	10

TYPE - FGH SUBTYPE - FGH11

### Hook on Square Plate




A heavy duty hook on plate to suit field gate bands. Enables the gate to be lifted off for maintenance purposes. Alternatively, mounting upside down will prevent the gate front being lifted off preventing unwanted access.

1 2 3 4 5  
URBAN & INDUSTRIAL AREAS WITH A MODERATE SALT ATMOSPHERE  
**Hot Dipped Galvanised**

Pin Dia. (inch)	Pin Dia. (mm)	Hook on Plate L x W (mm)	No. of Coach Screws	Coach Screw Ø (mm)	Product Code	Bag Qty	Carton Qty
(PIN)	(PIN)	(HP)	FIXINGS INFO.		<b>PLAIN BAG</b> TIMCO FIXINGS INCLUDED		
<b>Hot Dipped Galvanised</b>							
3/4	19	100 x 100	8	11.0	HSP19G	2	20

TYPE - FGH SUBTYPE - FGH18

### Gate Hook to Bolt



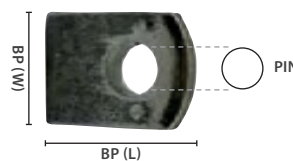
Heavy duty hook to bolt to suit 4" to 10" timber posts and to be used with field gate bands or hook and band hinges. Supplied with square plate washer and hex nuts.

1 2 3 4 5  
URBAN & INDUSTRIAL AREAS WITH A MODERATE SALT ATMOSPHERE  
**Hot Dipped Galvanised**

Size Dia x L (mm)	Nut A/F (mm)	Pin Ø (inch)	Pin Ø (mm)	Product Code	Bag Qty	Carton Qty
				<b>PLAIN BAG</b> NO FIXINGS NEEDED		
<b>Hot Dipped Galvanised</b>						
M20 x 325	30	3/4	19	GHB19325G	2	10
M20 x 325	30	7/8	22	GHB22325G	2	10

TYPE - FGH SUBTYPE - FGH08

### Gate Eye to Weld




Designed for welding to a flat metal post or gate and used with gate hook.

Base Plate L x W (mm)	Pin Hole Ø (inch)	Pin Hole Ø (mm)	Product Code	Bag Qty	Carton Qty
(BP)	(PIN)	(PIN)	<b>PLAIN BAG</b> NO FIXINGS NEEDED		
<b>Self Coloured</b>					
45 x 38	1/2	12	GEW12S	2	10
63 x 47	5/8	16	GEW16S	2	10
63 x 50	3/4	19	GEW19S	2	10
63 x 50	7/8	22	GEW22S	2	10

TYPE - FGH SUBTYPE - FGH12

## Adjustable Bottom Gate Fitting




The adjustable bottom band allows for adjustment and easy alignment of the gate after fitting and is to be used with a 19mm diameter gate hook.

① ② ③ ④ ⑤  
URBAN & INDUSTRIAL AREAS WITH A MODERATE SALT ATMOSPHERE  
**Hot Dipped Galvanised**

Gate Eye Size Dia. x L (mm)	Heel Clip Size L x W x D (mm)	Nut A/F (mm)	To Suit Pin Size (mm)	To Suit Pin Size (inch)	To Suit Gate Thickness (mm)	To Suit Gate Thickness (inch)	Product Code	Bag Qty	Carton Qty
(GE)	(HC)		(PIN)	(PIN)	FIELD GATE INFO.		PLAIN BAG NO FIXINGS NEEDED		
M19 x 250	86 x 50 x 32	30	19	3/4	75	3	AGF19G	2	5
TYPE - FGH									
SUB TYPE - FGH07									

## Adjustable Gate Eye with Nuts & Washers




Ideal for use in hanging timber or metal gates and to be used in conjunction with gate hook with matching pin diameter. View page 216 for hook on rectangular plate range.

① ② ③ ④ ⑤  
URBAN & INDUSTRIAL AREAS WITH A MODERATE SALT ATMOSPHERE  
**Hot Dipped Galvanised**

Gate Eye Size Dia. x L (mm)	Nut A/F (mm)	To Suit Pin Size (mm)	To Suit Pin Size (inch)	Product Code	Bag Qty	Carton Qty
(GE)		(PIN)	(PIN)	PLAIN BAG NO FIXINGS NEEDED		
<b>Hot Dipped Galvanised</b>						
M12 x 100	19	12	1/2	AGE12100G	2	25
M16 x 100	24	16	5/8	AGE16100G	2	25
M19 x 100	30	19	3/4	AGE19100G	2	20
M19 x 150	30	19	3/4	AGE19150G	2	20
M19 x 200	30	19	3/4	AGE19200G	2	15
M19 x 250	30	19	3/4	AGE19250G	2	10
M22 x 150	34	22	7/8	AGE22150G	2	15
M22 x 200	34	22	7/8	AGE22200G	2	10
M22 x 250	34	22	7/8	AGE22250G	2	10
TYPE - FGH						
SUB TYPE - FGH13						

## Safety Gate Hook & Eye



Ideal for latching gates in a closed position and prevents the opening of gates by animals.

① ② ③ ④ ⑤  
URBAN & INDUSTRIAL AREAS WITH A MODERATE SALT ATMOSPHERE  
**Hot Dipped Galvanised**

Hook Length (mm)	Eye Dia x L (mm)	Chain Length (mm)	Product Code	Bag Qty	Carton Qty
(HL)	(E)		PLAIN BAG NO FIXINGS NEEDED		
<b>Hot Dipped Galvanised</b>					
150	10 x 100	80	SGHEG	1	10
TYPE - FGH					
SUB TYPE - FGC02					

## Kick Over Stable Latch

These latches are ideal for stables and agricultural applications where a hands free operation is required.



See Page - **233** for more details



Screws

Fasteners & Fixings

Anchors

Nails

Tapes & Adhesives

Building Chemicals

Power Tool Accessories

Hand Tools & Accessories

Site Protection

Builders Metal Work

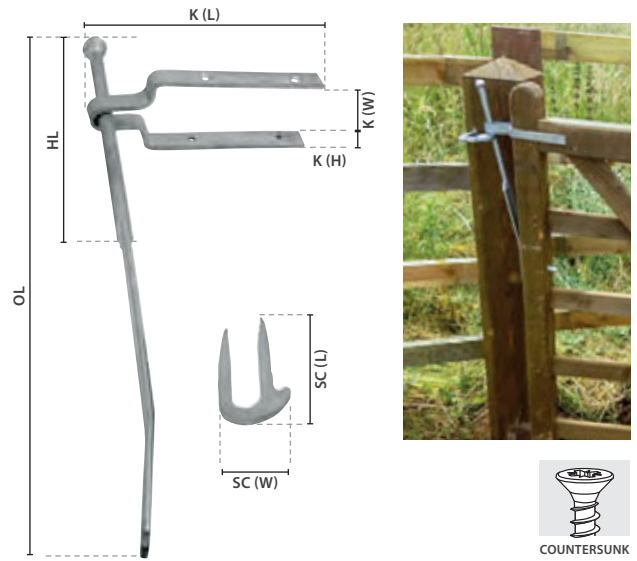
Security & Ironmongery

Gate & Fence Hardware



## Fieldgate Catches

## Spring Gate Fastener Set with Staple Catch




A heavy duty catch for field gates with a high frequency of use. The gate locates behind the peg of the double leg catch automatically when closed. The catch requires an in front of post gate mounting.

1 2 3 4 5  
URBAN & INDUSTRIAL AREAS WITH A MODERATE SALT ATMOSPHERE  
**Hot Dipped Galvanised**

Handle Length (mm)	Overall Length (mm)	Spring Keep L x W x H (mm)	Staple Catch L x W (mm)	Product Code	Bag Qty	Carton Qty
(HL)	(OL)	(K)	(SC)	<b>PLAIN BAG</b> TIMCO FIXINGS INCLUDED		
310	610	250 x 75 x 25	180 x 80	SFF610G	1	5
TYPE - FGC				SUB TYPE - FGC05		

## Self Locking Gate Catch with Cranked Striker

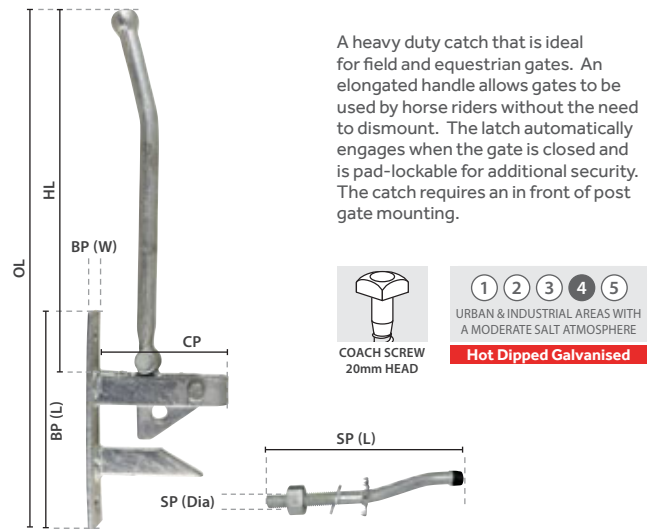


A heavy duty gate catch that is ideal for field and driveway gates. The latch automatically engages when the gate is closed and is pad-lockable for additional security. The catch requires an in front of post gate mounting.

1 2 3 4 5  
URBAN & INDUSTRIAL AREAS WITH A MODERATE SALT ATMOSPHERE  
**Hot Dipped Galvanised**

Backplate L x W (mm)	Catch Projection (mm)	Strike Peg Ø x L (mm)	Product Code	Bag Qty	Carton Qty
(BP)	(CP)	(SP)	<b>PLAIN BAG</b> TIMCO FIXINGS INCLUDED		
150 x 30	120	12 x 150	SLCG	1	10
TYPE - FGC			SUB TYPE - FGC04		

## Hunting Type Lift Gate Catch with Cranked Striker



A heavy duty catch that is ideal for field and equestrian gates. An elongated handle allows gates to be used by horse riders without the need to dismount. The latch automatically engages when the gate is closed and is pad-lockable for additional security. The catch requires an in front of post gate mounting.

1 2 3 4 5  
URBAN & INDUSTRIAL AREAS WITH A MODERATE SALT ATMOSPHERE  
**Hot Dipped Galvanised**


Backplate L x W (mm)	Catch Projection (mm)	Handle Length (mm)	Overall Length (mm)	Strike Peg Ø x L (mm)	Product Code	Bag Qty	Carton Qty
(BP)	(CP)	(HL)	(OL)	(SP)	<b>PLAIN BAG</b> TIMCO FIXINGS INCLUDED		
150 x 30	120	300	425	12 x 150	HLC425G	1	5
TYPE - FGC				SUB TYPE - FGC06			





## Throw-Over Loops

## Throw-Over Gate Loop



Ideal for securing pairs of gates in a closed position.

- 1
- 2
- 3
- 4
- 5


URBAN & INDUSTRIAL AREAS WITH A MODERATE SALT ATMOSPHERE

**Hot Dipped Galvanised**

Length (mm)	Thickness (mm)	To Suit Gate Thickness (mm)	Product Code	Bag Qty	Carton Qty
(L)			<b>PLAIN BAG</b> TIMCO FIXINGS INCLUDED		
<b>Hot Dipped Galvanised</b>					
150	6	75	TGL150G	1	10
350	6	75	TGL350G	1	10

TYPE - FGC SUB TYPE - FGC03

## Throw-Over Gate Loop with Lifting Handle



Ideal for securing pairs of gates in a closed position. Features a loop handle for ease of operation, particularly from the saddle of a horse.

- 1
- 2
- 3
- 4
- 5


URBAN & INDUSTRIAL AREAS WITH A MODERATE SALT ATMOSPHERE

**Hot Dipped Galvanised**

Length (mm)	Thickness (mm)	Handle Size (mm)	To Suit Gate Thickness (mm)	Product Code	Bag Qty	Carton Qty
(L)				<b>PLAIN BAG</b> TIMCO FIXINGS INCLUDED		
<b>Hot Dipped Galvanised</b>						
350	6	125 x 58	75	TGLH350G	1	10
450	6	125 x 58	75	TGLH450G	1	5

TYPE - FGC SUB TYPE - FGC07

## Throw-Over Locking Gate Loop



Ideal for securing pairs of gates in a closed position. Features a locking hasp and staple to prevent risk of animal / equipment theft or unwanted access.



COUNTERSUNK

- 1
- 2
- 3
- 4
- 5

URBAN & INDUSTRIAL AREAS WITH A MODERATE SALT ATMOSPHERE

**Hot Dipped Galvanised**

Length (mm)	Thickness (mm)	Staple Plate Size (mm)	To Suit Gate Thickness (mm)	Max. Padlock Shackle Ø (mm)	Product Code	Bag Qty	Carton Qty
(L)					<b>PLAIN BAG</b> TIMCO FIXINGS INCLUDED		
<b>Hot Dipped Galvanised</b>							
450	6	65 x 55	75	12	TLGL450G	1	10

TYPE - FGC SUB TYPE - FGC08

# Fieldgate Wheels



## Light Duty Spring Loaded Fieldgate Wheel



A light duty spring loaded gate wheel that is ideal for domestic and light commercial applications. This wheel provides support at the leading edge of gates and doors and self adjusts to overcome sloping or uneven groundwork.

1 2 3 4 5  
OCCASIONALLY DAMP/WET, RURAL AND SHELTERED AREAS.  
**Zinc**

L (mm)	Wheel Dia. (mm)	Backplate L x W (mm)	Max. Gate Weight (kg)	Max. Spring Compression (mm)	Product Code	Bag Qty	Carton Qty
<b>PLAIN BAG</b> EXCLUDES FIXINGS							
<b>Zinc</b>							
270	100	100 x 25	50	40	GW10ZB	1	10
TYPE - GAB				SUB TYPE - GAB04			

## Heavy Duty Spring Loaded Fieldgate Wheel



A heavy duty spring loaded gate wheel that is ideal for agricultural and heavy commercial applications. This wheel provides support at the leading edge of gates and doors and self adjusts to overcome sloping or uneven groundwork.

1 2 3 4 5  
OCCASIONALLY DAMP/WET, RURAL AND SHELTERED AREAS.  
**EPOXY BLACK**

L (mm)	Wheel Dia. (mm)	Backplate L x W (mm)	Max. Gate Weight (kg)	Max. Spring Compression (mm)	Product Code	Bag Qty	Carton Qty
<b>PLAIN BAG</b> EXCLUDES FIXINGS							
<b>Epoxy Black</b>							
370	102	165 x 50	135	50	GW14BB	1	5
TYPE - GAB				SUB TYPE - GAB04			

Screws

Fasteners & Fixings

Anchors

Nails

Tapes & Adhesives

Building Chemicals

Power Tool Accessories

Hand Tools & Accessories

Site Protection

Builders Metal Work

Security & Ironmongery

Gate & Fence Hardware

# Fence Post Supports



## Drive In Post Spike - Bolt Secure



Drive in post spikes are a quick and easy way to erect fencing and garden posts as they require no digging or concreting into place, saving time and money. They feature a 4 fin steel spike to ensure a solid, permanent, wind resistant fit.

The bolt secure version features 2 x 8mm carriage bolts that tighten and clamp the post firmly into the post holder section to prevent any post movement as well as allowing for over / under sized post tolerance. The bolt secure system also allows for removal of the post at a later stage if required. The system prevents against post rot and decay as it will hold the base of the post above ground level.

Available in a red oxide powder coat to blend in with the fencing and provides medium rust protection or hot dip galvanised for maximum rust protection. Both options can be over painted if you wish.

For 4ft fencing use a 600mm spike, for 6ft fencing use a 750mm spike.



To Suit Post Size (mm)	To Suit Post Size (inch)	Spike Length (mm)	Spike Length (inch)	Post Holder Length (mm)	Overall Length (mm)	Product Code	Qty
<b>POST INFO.</b>							
<b>Oxide Red Powder Coated</b>							
50 x 50	2 x 2	300	12	150	450	PSB50300	1
50 x 50	2 x 2	450	18	150	600	PSB50450	1
70 x 70	2 ¾ x 2 ¾	600	24	150	750	PSB70600	1
75 x 75	3 x 3	600	24	150	750	PSB75600	1
75 x 75	3 x 3	750	30	150	900	PSB75750	1
90 x 90	3 ½ x 3 ½	600	24	150	750	PSB90600	1
100 x 100	4 x 4	600	24	150	750	PSB100600	1
100 x 100	4 x 4	750	30	150	900	PSB100750	1
<b>Hot Dipped Galvanised</b>							
50 x 50	2 x 2	300	12	150	450	PSB50300G	1
50 x 50	2 x 2	450	18	150	600	PSB50450G	1
75 x 75	3 x 3	450	18	150	600	PSB75450G	1
75 x 75	3 x 3	600	24	150	750	PSB75600G	1
75 x 75	3 x 3	750	30	150	900	PSB75750G	1
100 x 100	4 x 4	600	24	150	750	PSB100600G	1
100 x 100	4 x 4	750	30	150	900	PSB100750G	1

TYPE - FCA

SUB TYPE - FCA01 / FCA08

Screws

Fasteners & Fixings

Anchors

Nails

Tapes & Adhesives

Building Chemicals

Power Tool Accessories

Hand Tools & Accessories

Site Protection

Builders Metal Work

Security & Ironmongery

Gate & Fence Hardware

## Drive In Post Spike - Quick Fit



Drive in post spikes are a quick and easy way to erect fencing and garden posts as they require no digging or concreting into place, saving time and money. They feature a 4 fin steel spike to ensure a solid, permanent, wind resistant fit.

The quick fit version features inverted fins inside the post holder section that will hold the post in a vice like grip. The system prevents against post rot and decay as it will hold the base of the post above ground level.

Available in a red oxide powder coat to blend on with the fencing and provides a medium rust protection or hot dip galvanized for maximum rust protection. Both options can be over painted if you wish.

For 4ft fencing use a 600mm spike, for 6ft fencing use a 750mm spike.



To Suit Post Size (mm)	To Suit Post Size (inch)	Spike Length (mm)	Spike Length (inch)	Post Holder Length (mm)	Overall Length (mm)	Product Code	Qty
<b>POST INFO.</b>							
<b>Oxide Red Powder Coated</b>							
75 x 75	3 x 3	450	18	150	600	PSQ75450	1
75 x 75	3 x 3	600	24	150	750	PSQ75600	1
75 x 75	3 x 3	750	30	150	900	PSQ75750	1
100 x 100	4 x 4	600	24	150	750	PSQ100600	1
100 x 100	4 x 4	750	30	150	900	PSQ100750	1
<b>Hot Dipped Galvanized</b>							
75 x 75	3 x 3	450	18	150	600	PSQ75450G	1
75 x 75	3 x 3	600	24	150	750	PSQ75600G	1
75 x 75	3 x 3	750	30	150	900	PSQ75750G	1
100 x 100	4 x 4	600	24	150	750	PSQ100600G	1
100 x 100	4 x 4	750	30	150	900	PSQ100750G	1

TYPE - FCA

SUBTYPE - FCA12 / FCA13

## Driving Tool



The drive in tool is for use when driving a fence post spike into the ground. The tool is made from hardened plastic and will prevent the post section from being damaged when being driven in.

To Suit Post Size (mm)	To Suit Post Size (inch)	Product Code	Qty
<b>POST INFO.</b>			
75 x 75	3 x 3	DT75	1
100 x 100	4 x 4	DT100	1

TYPE - FCA

SUBTYPE - FCA14

Screws

Fasteners & Fixings

Anchors

Nails

Tapes & Adhesives

Building Chemicals

Power Tool Accessories

Hand Tools & Accessories

Site Protection

Builders Metal Work

Security & Ironmongery

Gate & Fence Hardware



**Bolt Down Shoe - Bolt Secure**



Bolt down fence post shoes are a quick and easy way to erect fencing and garden posts as they require no digging or concreting into place, saving time and money.

Designed to be fixed down onto an existing concrete base or wall and are perfect for patio fencing, decking, pergolas or car ports. The bolt secure version features

2 x 8mm carriage bolts that tighten and clamp the post firmly into the post holder section to prevent any post movement as well as allowing for over / under sized post tolerance. The bolt system also allows for removal of the post at a later stage if required. This system prevents against post rot and decay as it will hold the base of the post above ground level.

Available in a red oxide powder coat to blend in with fencing whilst also providing a medium rust protection. Use hot dip galvanised for maximum rust protection. Both options can be over painted if you wish.

To Suit Post Size (mm)	To Suit Post Size (inch)	Post Holder Length (mm)	Base Plate Size (mm)	No. of Fixing Holes	Fixing Hole Size (mm)	Product Code	Qty
<b>POST INFO.</b>							
<b>Oxide Red Powder Coated</b>							
50 x 50	2 x 2	150	150 x 150	4	11	BDB50	1
70 x 70	2 ¾ x 2 ¾	150	150 x 150	4	11	BDB70	1
75 x 75	3 x 3	150	150 x 150	4	11	BDB75	1
90 x 90	3 ½ x 3 ½	150	150 x 150	4	11	BDB90	1
100 x 100	4 x 4	150	180 x 180	4	11	BDB100	1
150 x 150	6 x 6	150	225 x 225	4	11	BDB150	1
<b>Hot Dipped Galvanised</b>							
50 x 50	2 x 2	150	150 x 150	4	11	BDB50G	1
75 x 75	3 x 3	150	150 x 150	4	11	BDB75G	1
100 x 100	4 x 4	150	180 x 180	4	11	BDB100G	1
150 x 150	6 x 6	150	225 x 225	4	11	BDB150G	1

TYPE - FCA

SUB TYPE - FCA02 / FCA09

**Bolt Down Shoe - Quick Fit**



Bolt down fence post shoes are a quick and easy way to erect fencing and garden posts as they require no digging or concreting into place, saving time and money.

They are designed to be fixed down onto an existing concrete base or wall and are perfect for patio fencing, decking, pergolas or car ports. The quick fit version features inverted fins inside the post holder section that will hold the post in a vice like grip. This system prevents against post rot and decay as it will hold the base of the post above ground level.

Available in a red oxide powder coat to blend in with fencing whilst also providing a medium rust protection. Use hot dip galvanised for maximum rust protection. Both options can be over painted if you wish.

To Suit Post Size (mm)	To Suit Post Size (inch)	Post Holder Length (mm)	Base Plate Size (mm)	No. of Fixing Holes	Fixing Hole Size (mm)	Product Code	Qty
<b>POST INFO.</b>							
<b>Oxide Red Powder Coated</b>							
75 x 75	3 x 3	150	150 x 150	4	11	BDQ75	1
100 x 100	4 x 4	150	180 x 180	4	11	BDQ100	1
<b>Hot Dipped Galvanised</b>							
75 x 75	3 x 3	150	150 x 150	4	11	BDQ75G	1
100 x 100	4 x 4	150	180 x 180	4	11	BDQ100G	1

TYPE - FCA

SUB TYPE - FCA15 / FCA16

Screws

Fasteners & Fixings

Anchors

Nails

Tapes & Adhesives

Building Chemicals

PowerTool Accessories

Hand Tools & Accessories

Site Protection

Builders Metalwork

Security & Ironmongery

Gate & Fence Hardware



## Flush Fit Bolt Down Shoe - Bolt Secure



Flush fit bolt down fence post shoes are a quick and easy way to erect fencing and garden posts as they require no digging or concreting into place, saving time and money.

They are designed to be fixed down onto an existing concrete base or wall and are perfect for patio fencing, decking, pergolas or car ports where the post needs to be fitted flush against a wall. The bolt secure version features 2 x 8mm carriage bolts that tighten and clamp the post firmly into the post holder section to prevent any post movement as well as allowing for over / under sized post tolerance. The bolt system also allows for removal of the post at a later stage if required. The system prevents against post rot and decay as it will hold the base of the post above ground level.

Available in a red oxide powder coat to blend in with fencing whilst also providing a medium rust protection. Use hot dip galvanised for maximum rust protection. Both options can be over painted if you wish.

To Suit Post Size (mm)	To Suit Post Size (inch)	Post Holder Length (mm)	Base Plate Size (mm)	No. of Fixing Holes	Fixing Hole Size (mm)	Product Code	Qty
<b>POST INFO.</b>							
<b>Oxide Red Powder Coated</b>							
75 x 75	3 x 3	150	150 x 90	4	11	FBDB75	1
100 x 100	4 x 4	150	175 x 115	4	11	FBDB100	1
<b>Hot Dipped Galvanised</b>							
75 x 75	3 x 3	150	150 x 90	4	11	FBDB75G	1
100 x 100	4 x 4	150	175 x 115	4	11	FBDB100G	1

TYPE - FCA

SUB TYPE - FCA17 / FCA18

## Concrete In Shoe - Bolt Secure



Concrete in fence post shoes are designed to be set into concrete when ground conditions won't allow for a drive in spike or the post is to be fitted in a hard standing area.

The support has 4 fins at the bottom to hold the support firmly in concrete. The bolt secure version features 2 x 8mm carriage bolts that tighten and clamp the post firmly into the post holder section to prevent any post movement as well as allowing for over / under sized post tolerance. The bolt system also allows for removal of the post at a later stage if required.

Available in a red oxide powder coat to blend in with fencing whilst also providing a medium rust protection. Use hot dip galvanised for maximum rust protection. Both options can be over painted if you wish.

To Suit Post Size (mm)	To Suit Post Size (inch)	Spike Length (mm)	Post Holder Length (mm)	Total Length (mm)	Product Code	Qty
<b>POST INFO.</b>						
<b>Oxide Red Powder Coated</b>						
75 x 75	3 x 3	200	150	350	CSB75	1
100 x 100	4 x 4	200	150	350	CSB100	1
<b>Hot Dipped Galvanised</b>						
75 x 75	3 x 3	200	150	350	CSB75G	1
100 x 100	4 x 4	200	150	350	CSB100G	1

TYPE - FCA

SUB TYPE - FCA04 / FCA11

## Repair Spike - Bolt Secure

Repair spike fence post supports are designed for the repair and replacement of rotten or damaged fence posts that have been concreted in. The spike drives down between the existing wood post and concrete to leave a solid base for installation of a new post.

The bolt secure version features 2 x 8mm carriage bolts that tighten and clamp the post firmly into the post holder section to prevent any post movement as well as allowing for over / under sized post tolerance. This system also allows for removal of the post at a later stage if required.

Available in a red oxide powder coat to blend in with fencing whilst also providing a medium rust protection. Use hot dip galvanised for maximum rust protection. Both options can be over painted if you wish.



To Suit Post Size (mm)	To Suit Post Size (inch)	Spike Length (mm)	Post Holder Length (mm)	Total Length (mm)	Product Code	Qty
<b>POST INFO.</b>						
<b>Oxide Red Powder Coated</b>						
75 x 75	3 x 3	300	150	450	RS75	1
100 x 100	4 x 4	300	150	450	RS100	1
<b>Hot Dipped Galvanised</b>						
75 x 75	3 x 3	300	150	450	RS75G	1
100 x 100	4 x 4	300	150	450	RS100G	1

TYPE - FCA SUB TYPE - FCA03 / FCA10

## Post Extender - Quick Fit



Post extenders are ideal for raising the height of fence posts by up to one metre. The quick fit version features inverted fins inside the post holder section that will hold each post in a vice like grip. They are available in a red oxide powder coat to blend in with the fencing and provides a medium rust protection which can also be over painted if you wish to match with a different fence colour.

To Suit Post Size (mm)	To Suit Post Size (inch)	Length (mm)	Product Code	Qty
<b>POST INFO.</b>				
<b>Oxide Red Powder Coated</b>				
75 x 75	3 x 3	180	PEX75	1
100 x 100	4 x 4	180	PEX100	1

TYPE - FCA SUB TYPE - FCA05

## Fence Post Cap

**New**

Fence post caps create the perfect decorative finish to the top of fence posts and also protect the top of the fence post from weather.

- Perfect decorative finish to the top of fence posts
- Protects the top of the fence post from weather damage
- Can be painted over to match with a different fence colour



To Suit Post Size (mm)	To Suit Post Size (inch)	Product Code	Pack Qty (pcs)	Carton Qty (packs)
<b>POST INFO.</b>				
<b>Hot Dipped Galvanised</b>				
50 x 50	2 x 2	FPC50G	1	25
75 x 75	3 x 3	FPC75G	1	25
100 x 100	4 x 4	FPC100G	1	25
<b>Oxide Red Powder Coated</b>				
50 x 50	2 x 2	FPC50	1	25
75 x 75	3 x 3	FPC75	1	25
100 x 100	4 x 4	FPC100	1	25
<b>Epoxy Black Powder Coated</b>				
50 x 50	2 x 2	FPC50B	1	25
75 x 75	3 x 3	FPC75B	1	25
100 x 100	4 x 4	FPC100B	1	25

TYPE - FCA SUB TYPE - FCA07 / FCA21 / FCA22

## Ball Fence Post Cap

**New**



To Suit Post Size (mm)	To Suit Post Size (inch)	Product Code	Pack Qty (pcs)	Carton Qty (packs)
<b>POST INFO.</b>				
<b>Hot Dipped Galvanised</b>				
50 x 50	2 x 2	BPC50G	1	45
75 x 75	3 x 3	BPC75G	1	30
100 x 100	4 x 4	BPC100G	1	24
<b>Oxide Red Powder Coated</b>				
50 x 50	2 x 2	BPC50	1	45
75 x 75	3 x 3	BPC75	1	30
100 x 100	4 x 4	BPC100	1	24
<b>Epoxy Black Powder Coated</b>				
50 x 50	2 x 2	BPC50B	1	45
75 x 75	3 x 3	BPC75B	1	30
100 x 100	4 x 4	BPC100B	1	24

TYPE - FCA SUB TYPE - FCA23 / FCA24 / FAC25

Screws

Fasteners & Fixings

Anchors

Nails

Tapes & Adhesives

Building Chemicals

PowerTool Accessories

Hand Tools & Accessories

Site Protection

Builders Metal Work


Security & Ironmongery

Gate & Fence Hardware

# Fencing Accessories



## Panel Clip



A quick and easy way to secure fence panels and trellis to timber, these can also be plugged and screwed into masonry.



Product Code	Size L x W x D (mm)	Thickness (mm)	No. of Screw Holes	Screw Hole Ø (mm)	Box Qty
<b>Galvanised</b>					
PC44	50 x 44 x 25	1	4	5.0	100
PC50	50 x 50 x 25	1	4	5.0	100
TYPE - FCA			SUB TYPE - FCA06		

## Gravel Board Clip




A quick and easy way to attach timber gravel boards to timber fence posts.



Product Code	Size L x W x D (mm)	Thickness (mm)	No. of Screw Holes	Screw Hole Ø (mm)	Box Qty
<b>Galvanised</b>					
GB25	150 x 25 x 30	1.5	2	5.5	25
GB50	150 x 50 x 30	1.5	2	5.5	25
TYPE - FCA			SUB TYPE - FCA06		

## Twin Pin Gravel Board Clip



Suitable for fitting concrete gravel boards to concrete posts. The backplate mounts to the gravel board and the two pins locate into the post.

Product Code	Size L x W (mm)	Thickness (mm)	Pin Ø (mm)	Box Qty
<b>Galvanised</b>				
GB2P	150 x 50	4	10	25
TYPE - FCA		SUB TYPE - FCA06		

## Universal Post Extender



A galvanised angle bracket for extending fence posts up to 1.2m.

Product Code	Size L x W x W (mm)	Thickness (mm)	No. of Screw Holes	Screw Hole Ø (mm)	Box Qty
<b>Galvanised</b>					
UPE180	60 x 180 x 60	2	12	4.0	25
TYPE - FCA			SUB TYPE - FCA19		

## Border Roll Pin

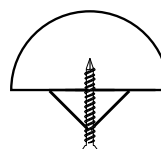
**New**



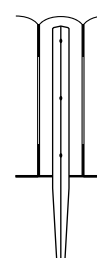
Ideal for securing border roll to the ground. The pin is pre drilled and attached to rear of the border roll using 4.5 x 50mm screws. Use 3 border roll pins equally spaced per 1.8m of border roll.

Product Code	Size L x W x D (mm)	Fixing Hole Size (mm)	No. of Screw Holes	Box Qty
<b>Galvanised</b>				
323450	450 x 23 x 23	6.0	4	50
TYPE - FCA		SUB TYPE - FCA06		


Top View



Front View



**Z Clip**




For attaching trellis or timber fence panels to posts.

① ② ③ ④ ⑤  
 URBAN & INDUSTRIAL AREAS WITH A LOW SALT ATMOSPHERE  
**GALVANISED**

Product Code	Size L x W x D (mm)	Thickness (mm)	No. of Screw Holes	Screw Hole Dia. (mm)	Box Qty
<b>Galvanised</b>					
ZC60	60 x 56 x 15	1.5	4	4.0	100
SUB TYPE - FCA06			TYPE - FCA		

**Arris Rail Support Bracket**




For fitting arris rails to timber posts when building feather edge fencing or to repair a wooden arris rail to an existing post.

① ② ③ ④ ⑤  
 URBAN & INDUSTRIAL AREAS WITH A LOW SALT ATMOSPHERE  
**GALVANISED**

Product Code	Size L x W x W (mm)	Thickness (mm)	No. of Screw Holes	Screw Hole Dia. (mm)	Box Qty
<b>Galvanised</b>					
ARBS	90 x 60 x 60	2	4	4.0	25 Pairs
SUB TYPE - FCA20			TYPE - FCA		

**Arris Rail Bracket**



Suitable for securing arris rails to a square fence post when building feather edge fencing or to repair a wooden arris rail to an existing post.

① ② ③ ④ ⑤  
 URBAN & INDUSTRIAL AREAS WITH A LOW SALT ATMOSPHERE  
**GALVANISED**

Product Code	Size L x W (mm)	Thickness (mm)	No. of Screw Holes	Screw Hole Ø (mm)	Box Qty
<b>Galvanised</b>					
ARS225	225 x 65	0.75	10	5.0	25
ARS300	300 x 65	0.75	10	5.0	25
SUB TYPE - FCA20			TYPE - FCA		

**Arris Rail Mortice Bracket**




Suitable for securing arris rails to a concrete post when building feather edge fencing or to repair a wooden arris rail to an existing post.

① ② ③ ④ ⑤  
 URBAN & INDUSTRIAL AREAS WITH A LOW SALT ATMOSPHERE  
**GALVANISED**

Product Code	Size L x W (mm)	Thickness (mm)	No. of Screw Holes	Screw Hole Ø (mm)	Box Qty
<b>Galvanised</b>					
ARBM200	200 x 62	1.5	6	5.0	25
SUB TYPE - FCA20			TYPE - FCA		

**Panel Security Bracket**




Designed for securing fence panels to 4" concrete posts and helps prevent unwanted removal or theft of fence panels.

① ② ③ ④ ⑤  
 URBAN & INDUSTRIAL AREAS WITH A LOW SALT ATMOSPHERE  
**GALVANISED**

Product Code	Size L x W (mm)	Thickness (mm)	No. of Screw Holes	Screw Hole Ø (mm)	Box Qty
<b>Galvanised</b>					
PSB233	233 x 40	1.5	2	5.0	50
SUB TYPE - FCA20			TYPE - FCA		

**Knee Rail Support Bracket**



Designed for securing rails onto birds mouth posts.

① ② ③ ④ ⑤  
 URBAN & INDUSTRIAL AREAS WITH A LOW SALT ATMOSPHERE  
**GALVANISED**

Product Code	Size L x W (mm)	Box Qty
<b>Galvanised</b>		
KRS46	250 x 46	10
KRS90	250 x 90	10
SUB TYPE - FCA20		TYPE - FCA

Screws

Fasteners & Fixings

Anchors

Nails

Tapes & Adhesives

Building Chemicals

Power Tool Accessories

Hand Tools & Accessories

Site Protection

Builders Metal Work

Security & Ironmongery

Gate & Fence Hardware



# Chains and Accessories

Shackles, hooks and links, ideal for connecting lengths of chain or fixing to anchor points.



## Welded Link Chain

Hot Dipped Galvanised

CORROSION RATING



Urban and industrial areas with a moderate salt atmosphere

Welded link chain is ideal for securing farm gates and machinery among a variety of other uses. Not suitable for overhead lifting, load binding or towing.



Product Code	Length (m)	Shackle Ø (mm)	Inner Link Length (mm)	Inner Link Width (mm)	Safe Working Load (kg)	Pack Qty	Carton Qty (pcs)
<b>BRANDED TAURUS CLIP</b>							
432HDGC	3.0	4	32	8	80	1	
642HDGC	2.0	6	42	12	160	1	
852HDGC	1.5	8	52	16	320	1	
TYPE - GAP				SUB TYPE - GAP04			

## Dee Shackle

Hot Dipped Galvanised

CORROSION RATING



Urban and industrial areas with a moderate salt atmosphere



Product Code	Shackle Ø (mm)	Inner Link Length (mm)	Inner Link Width (mm)	Safe Working Load (kg)	Pack Qty	Carton Qty (packs)
<b>PLAIN BAG</b>						
5DSB	5	20	10	80	20	500
6DSB	6	24	12	100	20	340
8DSB	8	32	16	200	20	200
<b>BRANDED TAURUS BAG</b>						
5DSP	5	20	10	80	5	15
6DSP	6	24	12	100	5	15
8DSP	8	32	16	200	5	15
TYPE - GAB/GAP				SUB TYPE - GAB03/GAP03		

## Bow Shackle

Hot Dipped Galvanised

CORROSION RATING



Urban and industrial areas with a moderate salt atmosphere



Product Code	Shackle Ø (mm)	Inner Link Length (mm)	Inner Link Width (mm)	Safe Working Load (kg)	Pack Qty	Carton Qty (packs)
<b>PLAIN BAG</b>						
5BSB	5	19	15	80	20	500
6BSB	6	24	18	100	20	340
8BSB	8	32	24	200	20	200
<b>BRANDED TAURUS BAG</b>						
5BSP	5	19	15	80	5	15
6BSP	6	24	18	100	5	15
8BSP	8	32	24	200	5	15
TYPE - GAB/GAP				SUB TYPE - GAB09/GAP09		

## Quick Repair Link

Zinc

CORROSION RATING



Occasionally damp/wet, rural and sheltered areas



Product Code	Shackle Ø (mm)	Inner Link Length (mm)	Inner Link Width (mm)	Safe Working Load (kg)	Pack Qty	Carton Qty (packs)
<b>PLAIN BAG</b>						
5QLB	5	51	23	50	10	440
6QLB	6	58	27	85	10	300
8QLB	8	74	34	150	5	160
<b>BRANDED TAURUS BAG</b>						
5QLP	5	51	23	50	5	15
6QLP	6	58	27	85	5	15
8QLP	8	74	34	150	5	15
TYPE - GAB/GAP				SUB TYPE - GAB07/GAP07		

## Carbine Hook

Zinc

CORROSION RATING



Occasionally damp/wet, rural and sheltered areas



Product Code	Shackle Ø (mm)	Safe Working Load (kg)	Pack Qty	Carton Qty (packs)
<b>PLAIN BAG</b>				
5CHB	5	45	10	500
6CHB	6	75	10	300
8CHB	8	125	10	160
<b>BRANDED TAURUS BAG</b>				
5CHP	5	45	5	15
6CHP	6	75	5	15
8CHP	8	125	5	15
TYPE - GAB/GAP		SUB TYPE - GAB08/GAP08		

## Staple On Plate

Hot Dipped Galvanised

CORROSION RATING



Urban and industrial areas with a moderate salt atmosphere



Product Code	Plate Size L x W (mm)	Staple Proj. (mm)	Inner Staple Width (mm)	Screw Hole Ø (mm)	Pack Qty	Carton Qty (packs)
<b>PLAIN BAG</b>						
SP2GB	50 x 50	28	15	6.0	1	10
<b>BRANDED TAURUS BAG (FIXINGS INCLUDED)</b>						
SP2GP	50 x 50	28	15	6.0	1	15
TYPE - GAB/GAP				SUB TYPE - GAB01/GAP01		

## Ring On Plate

Hot Dipped Galvanised

CORROSION RATING



Urban and industrial areas with a moderate salt atmosphere



Product Code	Plate Size L x W (mm)	Ring Ø (mm)	Screw Hole Ø (mm)	Pack Qty	Carton Qty (packs)
<b>PLAIN BAG</b>					
RP2GB	50 x 50	65	6.0	1	10
<b>BRANDED TAURUS BAG (FIXINGS INCLUDED)</b>					
RP2GP	50 x 50	65	6.0	1	15
TYPE - GAB/GAP				SUB TYPE - GAB01/GAP01	

## Hook On Plate

Hot Dipped Galvanised

CORROSION RATING



Urban and industrial areas with a moderate salt atmosphere



Product Code	Plate Size L x W (mm)	Hook Proj. (mm)	Screw Hole Ø (mm)	Pack Qty	Carton Qty (packs)
<b>PLAIN BAG</b>					
HP2GB	50 x 50	73	6.0	1	10
<b>BRANDED TAURUS BAG (FIXINGS INCLUDED)</b>					
HP2GP	50 x 50	73	6.0	1	10
TYPE - GAB/GAP				SUB TYPE - GAB01/GAP01	

Screws

Fasteners & Fixings

Anchors

Nails

Tapes & Adhesives

Building Chemicals

Power Tool Accessories

Hand Tools & Accessories

Site Protection

Builders Metal Work

Security & Ironmongery

Gate & Fence Hardware