

# ROOFLINE

by **timloc**

## Roll Form Eaves Vent Roll Out Rafter Tray

Roll out system to maintain ventilation between insulation and roofing felt



### Use

- For pitched roof eaves ventilation
- On standard pitched roofs where the pitch is 15 degrees or more and the roof void is an attic or loft space
- On roofs with rafter spacings of between 400mm and 600mm centres

### Features and Benefits

- Durable, totally resistant to decay, easy to fit
- Supplied in convenient 6m rolls
- Suitable for new build and refurbishment projects


### Quality

- Satisfies all NHBC requirements
- Manufactured to BS EN ISO 9001 and BS IN ISO 14001
- Complies with all relevant Building Regulations
- Meets all relevant British Standards

### Material and Colour Choice


- Manufactured by vacuum forming in RPET
- Available in black only

### Products in the System




**1121**  
**300mm roll form eaves vent**  
 Single row of 300mm roll panel coverage suitable for:

Insulation depth	Min roof pitch °
225mm	40°
250mm	45°




**1171**  
**400mm roll form eaves vent**  
 Single row of 400mm roll panel coverage suitable for:

Insulation depth	Min roof pitch °
225mm	32.5°
250mm	37.5°
300mm	48.5°



**1131**  
**600mm roll form eaves vent**  
 Single row of 600mm roll panel coverage suitable for:

Insulation depth	Min roof pitch °
225mm	20°
250mm	22.5°
300mm	27.5°
400mm	37.5°



**1151**  
**800mm roll form eaves vent**  
 Single row of 800mm roll panel coverage suitable for:

Insulation depth	Min roof pitch °
225mm	17.5°
250mm	20°
300mm	22.5°
400mm	30°

### Installation Advice

- Unroll the ventilator along the rafters along the full length of the eaves and along both sides of the building to create a cross flow ventilation action
- Position centrally above the wall plate. This is the narrowest part of the roof where the roof insulation is most likely to constrict the airflow
- Push the corrugations down over the top of the rafters and secure using clout nails or staples

### How to Order

- Measure the overall length of the eaves to be ventilated and divide by 6m to determine the number of rolls of ventilator required

### Product Codes

Depth of ventilation channel	Width	Length	Pack Qty	Code
>35mm	300mm	6m	10	1121
>35mm	400mm	6m	12	1171
>35mm	600mm	6m	5	1131
>35mm	800mm	6m	6	1151