


CHARLES
BENTLEY

EST. 1860

FSC ACACIA BISTRO SET-TABLE

Assembly Instructions



MODEL NUMBER - GLGFACBIST

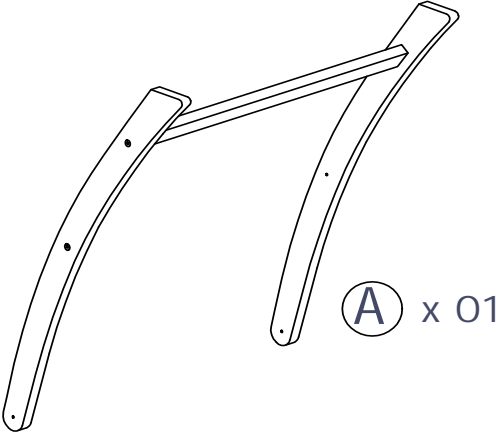
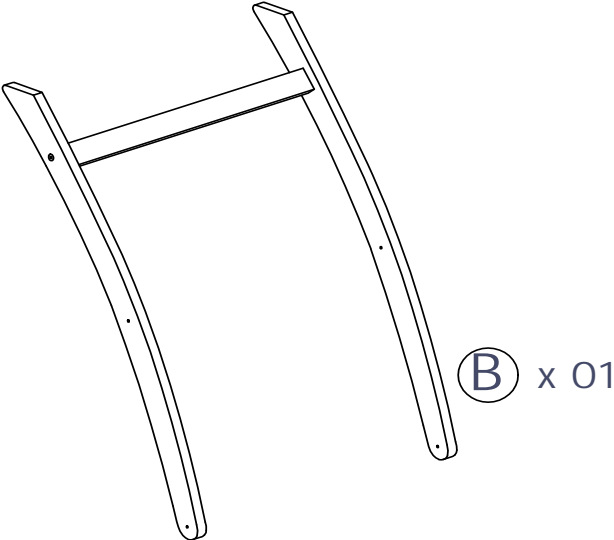
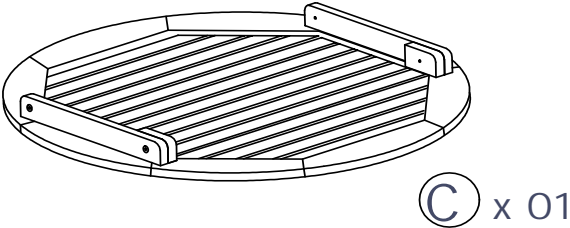
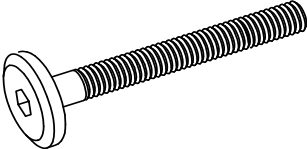

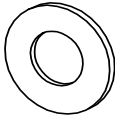

**Please Read All Instructions
Thoroughly Before Starting Assembly**

CONTENTS

Parts List	3
Health & Safety	4
Product Assembly	5
Care & Maintenance	8

PARTS LIST

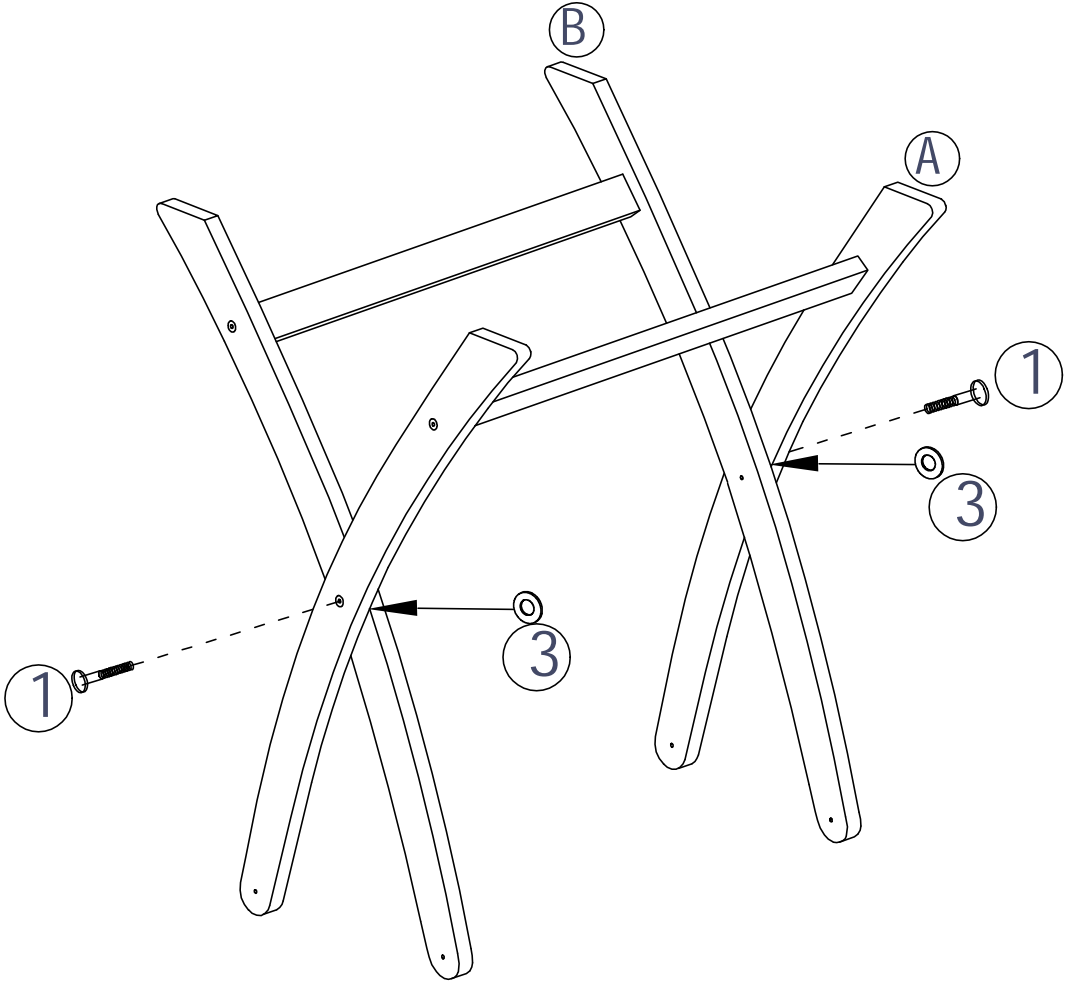


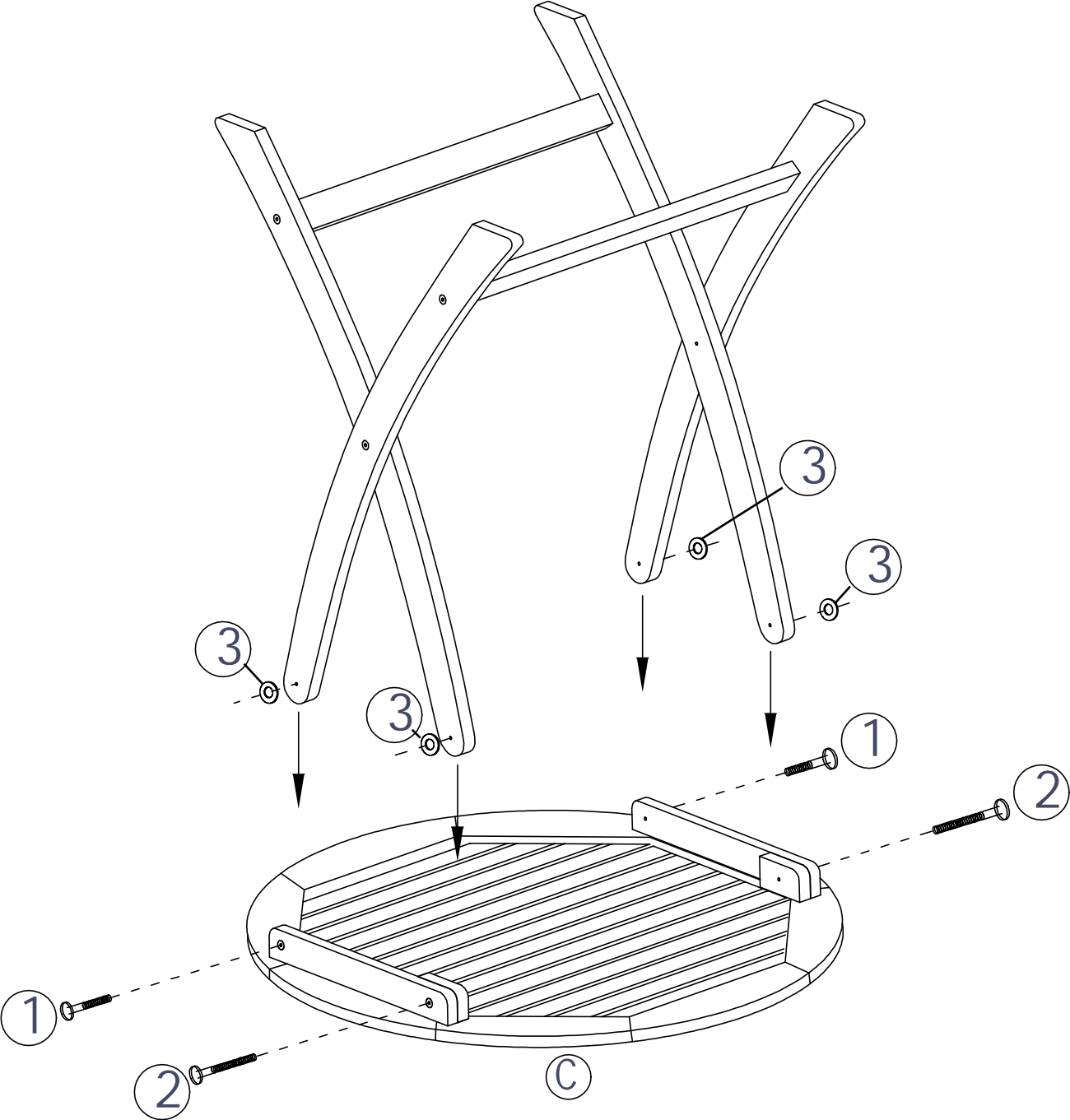
Part list	Hardware list
 <p>A x 01</p>  <p>B x 01</p>  <p>C x 01</p>	<p>1  Bolts (M8x35)mm x 04pcs</p> <p>2  Bolts (M8x55)mm x 02pcs</p> <p>3  Washers (8.5x18x1)mm x 06pcs</p> <p>4  Allen key x 01pc</p>




Please follow the below instructions to ensure full safety when assembling this product

- Select a dry and calm day for your assembly
- Wear sensible footwear, safety gloves, eye protection and long sleeves during the assembly to prevent injury. Be aware of sharp edges of some parts
- Do not allow children or pets to enter the construction site







CARE & MAINTENANCE



Warnings!

For domestic outdoor use only.

We suggest you spend some time reading through this leaflet and follow the simple step-by-step assembly instructions. Assembly will be easier with two people. Assemble parts loosely before tightening any bolts or fixings. Retain these instructions for future reference.

Please periodically check for loose bolts, signs of wear & tear or other damage that may cause outdoor furniture to be dangerous.

Do's

Do make sure all parts are present before starting construction and use the packaging as a clean surface to work on.

Do keep children and pets well away from the construction area.

Do ensure furniture is used on firm, level ground. Make sure the legs remain in contact with the ground.

Do use furniture covers to protect your furniture when not in use.

Do clean your furniture, please use mild detergent in warm water. Rinse with clean water and dry thoroughly. Don't use abrasive cleaners, strong detergents, bleach, acid or solvents.

Do maintain the wood. The wood has an oiled finish; a regular re-application of furniture oil must be applied to maintain it in good condition. The frequency will depend on the weather conditions experienced but should be done at least once a year. If the oil has not dried fully, ensure excess oil is wiped off the frame. After being outside for some months, small dark spots may appear this natural wood resin and nothing to be alarmed at. You can use fine abrasive paper to sand off the resin spots and reapply furniture oil.

Don'ts

Don't modify or alter furniture in anyway.

Don't use the furniture until all bolts and fixings are tight, do not overtighten as this can damage and weaken the wood.

Don't climb or stand on furniture.

Don't sit on the arms of chairs.

Don't drag furniture across the floor, as this can damage the furniture and/or floor.

Don't leave outside during bad weather. For long periods of storage, like winter, furniture should be cleaned, dried and stored in a cool dry place.

CHARLES
BENTLEY

EST. 1860

6 GENERATIONS OF
Manufacturing
EXCELLENCE

EST. 1860

Find Us On



charlesbentley.com

Contact : customerservices@charlesbentley.com
Please Retain Instructions For Future Use

CHARLES BENTLEY & SON LTD
NORTH ROAD, LOUGHBOROUGH, LEICESTERSHIRE, LE11 1QJ