


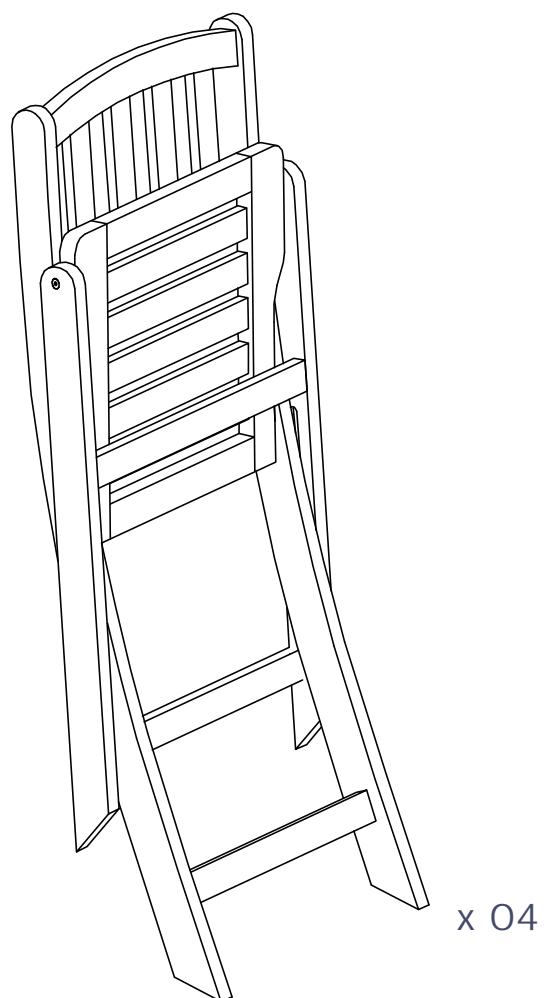
FSC ACACIA DINING SET - GLGFACDINO4 CHAIR

Assembly Instructions




Please Read All Instructions Thoroughly Before Starting Assembly

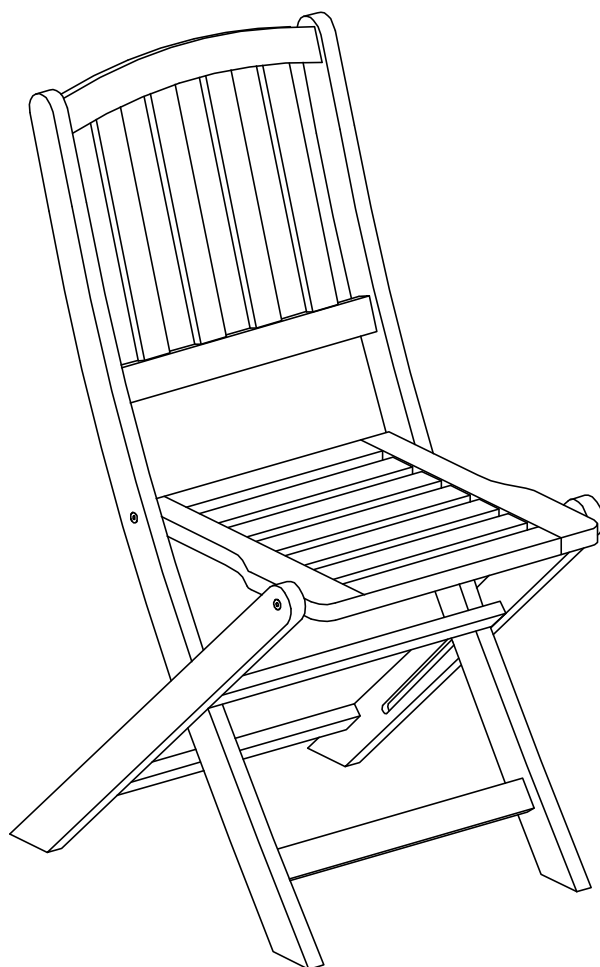
PARTS LIST



Assembly instructions



Assembly instructions



Care & Maintenance

Warnings!

For domestic outdoor use only.

We suggest you spend some time reading through this leaflet and follow the simple step-by-step assembly instructions. Assembly will be easier with two people. Assemble parts loosely before tightening any bolts or fixings. Retain these instructions for future reference.

Please periodically check for loose bolts, signs of wear & tear or other damage that may cause outdoor furniture to be dangerous.

Do's

Do make sure all parts are present before starting construction and use the packaging as a clean surface to work on.

Do keep children and pets well away from the construction area.

Do ensure furniture is used on firm, level ground. Make sure the legs remain in contact with the ground.

Do use furniture covers to protect your furniture when not in use.

Do clean your furniture, please use mild detergent in warm water. Rinse with clean water and dry thoroughly. Don't use abrasive cleaners, strong detergents, bleach, acid or solvents.

Do maintain the wood. The wood has a varnished finish; as the varnish weathers it must be occasionally restored to maintain the wood in good condition. The frequency will depend on the weather conditions experienced. After being outside for some months, small dark spots may appear this natural wood resin and nothing to be alarmed at. You can use fine abrasive paper to sand off the resin spots when next re-varnishing.

Don'ts

Don't modify or alter furniture in anyway.

Don't use the furniture until all bolts and fixings are tight, do not overtighten as this can damage and weaken the wood.

Don't climb or stand on furniture.

Don't sit on the arms of chairs.

Don't drag furniture across the floor, as this can damage the furniture and/or floor.

Don't leave outside during bad weather. For long periods of storage, like winter, furniture should be cleaned, dried and stored in a cool dry place.

CHARLES BENTLEY

EST. 1860

Find Us On



Contact : customerservices@charlesbentley.com
Please Retain Instructions For Future Use

CHARLES BENTLEY & SON LTD
NORTH ROAD, LOUGHBOROUGH, LEICESTERSHIRE, LE11 1QJ