












CHARLES  
**BENTLEY**

EST. 1860

# **GLGFCAST04GY ASSEMBLY INSTRUCTIONS**





**PLEASE READ ALL INSTRUCTIONS THOROUGHLY BEFORE STARTING**

Part No.	Description	Part picture	Qty	Part No.	Description	Part Picture	Qty.
①	Table Top		1	A	M8 Nut		12
②	Table Leg		4	B	M8 Spring washer		12
③	Leg Support		1	C	M8 Flat washer		12
④	Wrench		1	D	M8 protect hats		12
⑤	Screwdriver		1	E	Stud M8		4
⑥							
L	Rubber Leg Pad		4	Note:Rubber Leg Pad L have been presaaembled			


# INSTRUCTIONS

## Step 1




Place all parts on a clean and soft surface

## Step 2



Turn over the table top. Attach the Stud M8(E) into the Nuts (inside table), Then, Attach table Legs (②) to the Studs on the Table Top (①) using Washers and Nuts (A,B,C). DO NOT over tighten

## Step 3



Attach the Table legs Support (③) to the four Legs (②) using flat washer, spring washer and nuts (A,B,C) DO NOT over tighten.

## Step 4



Tighten all Nuts with Wrench. And Turn over the table. Adjust the pre-installed Rubber Pad (L) until the Table is level with the ground, Tighten all the nuts and cover them with nut caps (D). Your table can use now.

# WARNING

1. Do not discard any packaging until you have checked that you have all parts and fittings.
2. Ensure you have enough room for safe assembly. Ensure children and pets are kept out of the assembly area.
3. We suggest you carry out the assembly on a soft surface like a carpet or the opened box, so as to avoid scratching the paint.
4. Please note that this products is made of cast metal, you may find some unevenness on the surface which entirely normal for cast metal and is not a defect.

# MAINTENANCE

1. Always lift and carry instead of dragging as dragging can cause damage.
2. Clean with warm water and a lint free cloth.
3. Do not use abrasive or corrosive cleaners.

# CHARLES BENTLEY

EST. 1860

Find Us On



Contact : [customerservices@charlesbentley.com](mailto:customerservices@charlesbentley.com)

Please Retain Instructions For Future Use

CHARLES BENTLEY & SON LTD  
NORTH ROAD, LOUGHBOROUGH, LEICESTERSHIRE, LE11 1QJ

[www.charlesbentley.com](http://www.charlesbentley.com)