

CHARLES BENTLEY

Rattan 4 seater / 6 seater dining table

GLWFTB01LG / GLWFTB01NA / GLWFTB02LG / GLWFTB02NA

WOWF04SETGY / WOWF04SETNA / WOWF06SETGY / WOWF06SETNA









---

Assembly  
Instructions

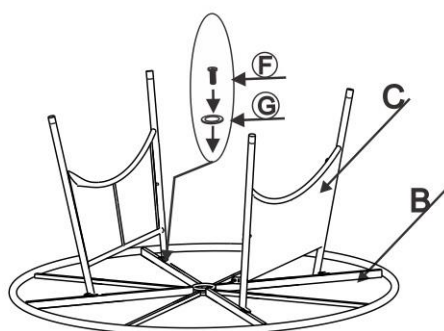


Please Read All Instructions Thoroughly Before Starting Assembly

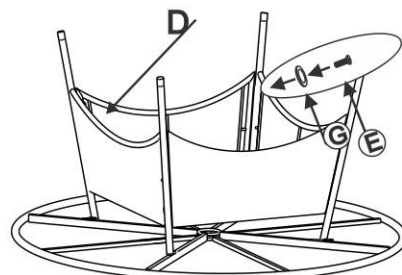
## Components & Assembly Instructions

NO	PART LIST	PTY/PCS
A		1
B		1
C		2
D		2
E	 M6*40	8
F	 M6*20	4
G		12
H		1

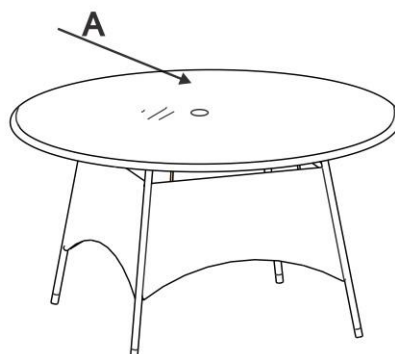
1



2



3



**Important:** Do not fully tighten all screws until assembly is complete.

## Warnings and Advice

---

- For domestic and outdoor use only.
- We suggest you spend a short time reading through this leaflet before you start and retain these instructions for future reference.
- When you are ready to start, make sure you have the right tools and plenty of space, carefully check that you have all the parts before beginning assembly.
- Unwrap all packaging material and place the components on a clean surface we recommend that the packaging is used to protect the surfaces during assembly.
- Keep fittings out of children's reach and keep children well away from construction area.
- Please periodically check all fittings and retighten as necessary Please retain the assembly tools, you may need them in the future to re-tighten the bolts, or if you want to dismantle the furniture for storage.
- This product should only be used on firm, level ground while ensuring all of the legs remain in contact with the ground.
- The product is designed for use by competent adults, please ensure any young children or venerable persons are supervised at all times.
- Keep hands away from folding mechanisms to prevent possible entrapment or injury and ensure any safety locks are correctly located and locked in place.
- Do not stand on your chair or sit on the arms of your chair.
- Do not exceed the maximum user weight of the product.
- When moving furniture never drag the pieces across the floor, as this will cause damage to the joints.
- We recommend the use of furniture covers to protect your furniture when not in use, exposure to strong sunlight may cause fading of the products colours.
- To clean your items, please use mild detergent in warm water. Rinse with clean water and dry thoroughly. Do not use abrasive cleaners, strong detergents, bleach, acid or solvents on the frame parts Do not use silicone based furniture polish.
- During bad weather and over winter we would recommend it is brought inside for storage. The product you have acquired has also been treated with a primer coat of rust inhibitor underneath the surface coat because it is designed for use outdoors. Please note that the rust inhibitor will only be effective if the surface is not damaged during assembly or setting up by scratches or by bending where it has been welded.

**Maximum Table Bearing Weight: 50 KG**

CHARLES BENTLEY

CHARLES BENTLEY

---

EST. 1860

Find Us On



Contact : [customerservices@charlesbentley.com](mailto:customerservices@charlesbentley.com)

Please Retain Instructions For Future Use

CHARLES BENTLEY & SON LTD  
NORTH ROAD, LOUGHBOROUGH, LEICESTERSHIRE, LE11 1QJ