

SAM®
HOME OF MDF MOULDINGS



**PRODUCT
CATALOGUE**

ISSUE 1

SAMONLINE.CO.UK

Contents



Home of MDF Mouldings Page 01

MDF at a Glance Page 03

SAM Cares Page 05

Why SAM? Page 08

SAM Mouldings Page 09

SAM Zero Page 10

SAM Wrap Page 11

SAM Extreme Page 12

SAM Xtra Page 13

SAM Bespoke Page 14

Skirting & Architrave Page 15-40

Architrave & Plinth Blocks Page 41-44

Decorative Mouldings Page 45-50

Internal Cladding & Panelling Page 51-54

Window Board Page 55-58

Door Framing Page 59-64

Stair Accessories Page 65-68

Fascia & Soffit Page 69-72

External Cladding & Panelling Page 73-76

Practical Information Page 77-83

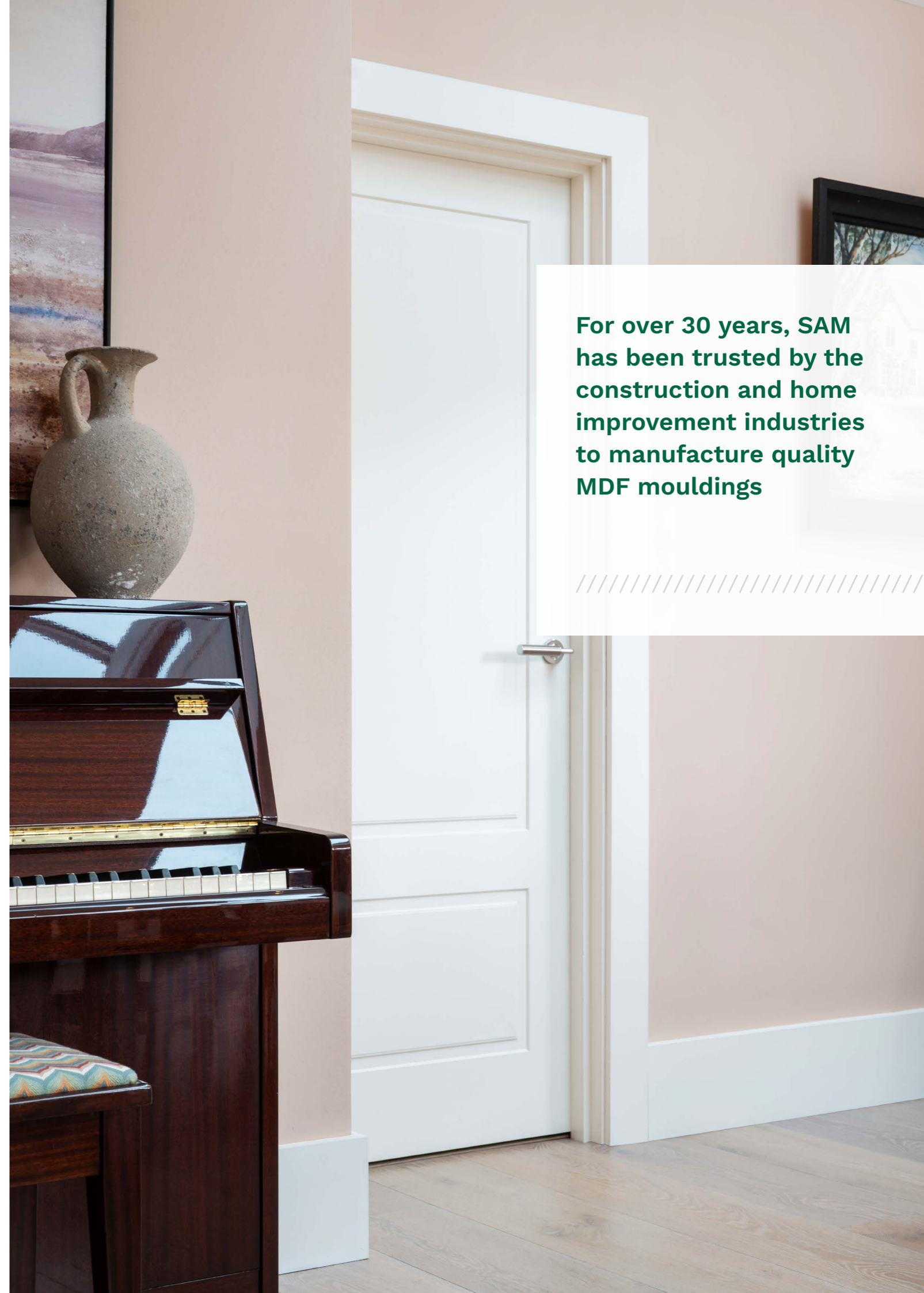
Contact us

If you need more information or technical support, we are here to help:

T: +44 (0)28 9442 8288
E: team@samonline.co.uk
W: samonline.co.uk

INVESTORS IN PEOPLE™
We invest in people Gold





For over 30 years, SAM has been trusted by the construction and home improvement industries to manufacture quality MDF mouldings

Home of MDF mouldings

Founded by Sam and Julienne McCrea in 1990, SAM is still a family run business today. For over 30 years, SAM has been trusted by the construction and home improvement industries to manufacture quality MDF mouldings that have been fitted in homes, offices, hotels and other commercial buildings across the UK, Ireland, Europe and as far afield as the United States of America.

With factories and offices in Northern Ireland and England, and continued investment into our product quality, range, availability and delivery, SAM is well placed to provide a market leading, consistent and reliable service package to customers through our personable and professional team.



MDF at a glance

What is MDF?

MDF is a low wastage, engineered wood product manufactured by grinding softwood chips into fibres, binding them with synthetic resin and wax and pressing them into flat panels under high heat and pressure.

Moisture Resistant (MR)

All SAM skirting, architrave, window board and door framing is manufactured using moisture resistant MDF, which provides good stability in damp conditions and is therefore suitable for high humidity environments such as kitchens and bathrooms.

Benefits:



Easy to cut and install



Little wastage – no defects or knots



Stable yet flexible, so perfect for uneven walls



Smooth surface provides a great paint finish



Provides consistent quality



Available in long lengths



Wide range of profiles to choose from



Requires low maintenance





Sustainable Manufacturing

We have invested in a state of the art production facility that recycles our waste to provide 100% of our heat and paint drying power and produces over 40% of our electricity.

SAM Cares

Climate change is one of today's biggest challenges. At SAM, we are playing an active role in reducing our carbon emissions.



We **recycle** our waste through a wood waste steam boiler and turbine, which provides electricity, heat and paint drying power to our factory.



We **generate** additional electricity through photovoltaic solar panels installed on our factory roofs.



We **source** our raw materials ethically. With our FSC® certification, you can be sure that we are working to preserve the world's forests.





Why SAM?

SAM is the home of MDF mouldings, trusted to provide a reliable and personal service – sustainably manufacturing and delivering the finest quality and widest range on time every time.

- Customer-first approach – we work with you to help you achieve your business goals
- Reliable – we deliver your products on time every time
- Widest range – over 6000 profiles and counting
- Consistent quality with our superior primed paint finish
- Over 200 profiles always available through our fast track stock range
- Product expertise and technical knowledge
- Sales and marketing support
- Friendly, personal service – we work with people

With over 6000 different profiles in our product library, SAM has an unrivalled range of primed MDF mouldings in the marketplace to suit all styles and budgets including:




- Skirting
- Architrave
- Architrave & Plinth blocks
- Dado rail
- Picture rail
- Ceiling cornice
- Interior cladding
- Window board
- Door framing
- Stair accessories (unprimed)

Main uses:

- Housing/Apartment developments
- Social housing
- Office spaces
- Hotels
- Offsite construction projects
- Park & leisure homes
- Self build projects
- Repair, maintenance & improvement (RMI)
- DIY projects

Benefits:

- Easy to cut and install
- Resistant to warping and swelling
- Free from defects and knots
- Moisture resistant
- Low maintenance
- Smooth surfaces for painting
- Consistent quality



This high quality range of fully finished MDF mouldings offers a time saving alternative to primed products and is hugely popular in the offsite construction and DIY markets. Manufactured using an acrylic top coat on top of two coats of primer, it is quick and easy to install and eliminates the need for further painting, therefore reducing costs on finishing products and additional labour. The range includes:

- Skirting
- Architrave
- Interior cladding
- Window board
- Door framing

Main uses:

- Housing/Apartment developments
- Social housing
- Office spaces
- Hotels
- Offsite construction projects
- Park & leisure homes
- Self build projects
- Repair, maintenance & improvement (RMI)
- DIY projects

Benefits:

- Cost savings on labour
- Consistent product finish and quality
- Durable
- Easy to cut and install
- Resistant to warping and swelling
- Free from defects and knots
- Moisture resistant
- Low maintenance



SAM[®] WRAP

SAM MDF profiles wrapped in real wood veneer provide a high quality, cost-effective alternative to solid timber. SAM PVC wrapped products offer a robust and time saving solution over primed or softwood options. The range includes:

- Skirting
- Architrave
- Decorative wall slats
- Window board
- Door framing

Veneer wrap finishes:*



PVC wrap finishes:*



*Other finishes available on request

** Extensive range of paper wrap held in stock




Main uses:

- Housing/Apartment developments
- Social housing
- Office spaces
- Hotels
- Offsite construction projects
- Park & leisure homes
- Self build projects
- Repair, maintenance & improvement (RMI)
- DIY projects
- Door components
- Glazing beads
- Kitchen components
- Picture framing**

Benefits:

- Match to wooden flooring or doors
- Cost effective alternative to solid wood
- Wide range of finishes available
- Consistent colours and quality
- Easy to cut and install
- Resistant to warping and swelling
- Free from defects and knots
- Moisture resistant
- Low maintenance




SAM[®] EXTREME

Manufactured using MEDITE TRICOYA EXTREME (MTX), this extremely durable fibreboard range offers endless possibilities for exterior applications and is available unprimed, primed or fully finished in a wide range of colours. Products offered by SAM include:

- Fascia
- Soffit
- Decorative cladding and panels

Popular colours:*



*Other colours available on request

Benefits:

- Extended performance guarantee (50 years)
- Dimensionally stable
- Lower maintenance costs
- Ultimate durability
- Lightweight and easy to install
- Fungal resistant
- Termite resistant
- Wide range of colours available
- Cost effective solution over product lifespan

Main uses:

- Housing developments
- Self build projects
- Offices and hotels
- Garden rooms, beach huts & cabins
- Window components

Technical information:




- FSC[®] certified
- 50-year warranty on core material
- Paint warranty up to 10 years
- Formaldehyde Class E1
- CARB2 compliant
- Durability Class 1 under EN350-2
- BBA full assessment M2/49109



SAM[®]XTRA

We can bring extra value and convenience to your customers with these additional services:

- Cross cut service – product lengths cut to a particular size to help facilitate on-site constraints for storage or movement of goods
- Mitred architrave – helps to speed up the installation process on-site
- Returned end window board – bullnosed on 3 sides so it is ready to install
- Labelling and packaging including shrink or spiral wrap



Door frame services

- Traditional trenched door lining sets – legs pre-cut to size allowing for on-site flooring tolerance and heads trenched to suit door widths.
- Adjustable door lining sets – legs rebated to receive an adjustable head to allow for varying door widths.
- Reversible door lining sets – head trenched on both sides to allow for varying door widths
- H-frame door lining sets – grooved linings to accept tongued architrave for easy on-site installation.
- Door lining sets to include hinge and latch recessing, with or without pre-drilled pilot holes.
- Intumescent strip and ironmongery installation (supplied by customer to SAM)



SAM[®]BESPOKE

SAM has over 6000 different profiles in our product library, so we have only included variations of our most popular products and profiles in this catalogue, but we understand they may not suit every project.

If you need to match existing mouldings (for example, in period or listed properties) or if you have been presented with an image or drawing, we are here to help.

Simply email your image to team@samonline.co.uk along with the dimensions and quantities you need. Please note, minimum order quantities apply for bespoke products.

Once our technical team has confirmed the profile, we can also provide a 3D sample to ensure you are happy with the product before it is manufactured.





Skirting & Architrave

Whether you are working on a new build project or renovating a period property, you will find something to suit every style in our extensive selection of MDF skirting and architrave.

Traditional	Page 17
Torus	Page 18
Ogee	Page 19
Stepped	Page 23
Period	Page 25
Dual Purpose	Page 27


Contemporary	Page 29
Square Edge	Page 30
Pencil Round	Page 31
Bullnose	Page 32
Chamfer & Round	Page 33
Grooved & Fluted	Page 35





Traditional Profiles

The preference may be simple décor or something more ornate, but whatever the style we have profiles to suit all tastes in our range of traditional MDF skirting and architrave. Why not enhance the selected architrave with a hockey stick? It looks great around doors and windows!



- Standard size
- Available on request

	Torus SAM09 Moulded width: 32mm	Torus SAM3166 Moulded width: 33mm				
SAM STOCK						
Fast track available (See Stock section)	Yes	Yes				
Thicknesses available (mm)						
12	●	●				
14.5	●	●				
18	●	●				
22	●	●				
25	●	●				
30	●	●				
Widths available (mm)						
44	●	●				
57	●	●				
69	●	●				
94	●	●				
119	●	●				
144	●	●				
169	●	●				
194	●	●				
Other sizes available on request	Yes	Yes				
Finishes available	 Unprimed Primed SAM Wrap SAM Zero	 Unprimed Primed SAM Wrap SAM Zero				
SAM XTRA						
Architrave can be cut to size and mitred	Yes	Yes				
Lengths available						
Thickness (mm)	12	14.5	18	22	25	30
Length (m)	4.88, 5.49	3.66, 4.2, 4.4, 4.88, 5.49	3.66, 4.2, 4.4, 4.88 5.49	4.4, 5.49	3.66, 4.2, 5.1, 5.49	4.2, 5.1



	Ogee SAM93 Moulded width: 45mm	Ogee SAM90 Moulded width: 37mm	Ogee SAM15 Moulded width: 42mm
<ul style="list-style-type: none"> ● Standard size ● Available on request 			
SAM^{STOCK}			
Fast track available (See Stock section)	Yes	Yes	Yes
Thicknesses available (mm)			
12	●	●	●
14.5	●	●	●
18	●	●	●
22	●	●	●
25	●	●	●
30	●	●	●
Widths available (mm)			
44	—	●	—
57	●	●	●
69	●	●	●
94	●	●	●
119	●	●	●
144	●	●	●
169	●	●	●
194	●	●	●
Other sizes available on request	Yes	Yes	Yes
Finishes available	 Unprimed Primed SAM Wrap SAM Zero	 Unprimed Primed SAM Wrap SAM Zero	 Unprimed Primed
SAM^{XTRA}			
Architrave can be cut to size and mitred	Yes	Yes	Yes

Lengths available						
Thickness (mm)	12	14.5	18	22	25	30
Length (m)	4.88, 5.49	3.66, 4.2, 4.4, 4.88, 5.49	3.66, 4.2, 4.4, 4.88, 5.49	4.4, 5.49	3.66, 4.2, 5.1, 5.49	4.2, 5.1



	Ogee SAM97 Moulded width: 26mm	Ogee & Bead SAM98 Moulded width: 26mm Bead width: 14mm	Ovolo SAM27 Moulded width: 35mm
<ul style="list-style-type: none"> ● Standard size ● Available on request 			
SAM^{STOCK}			
Fast track available (See Stock section)	Yes	Yes	Yes
Thicknesses available (mm)			
12	●	●	●
14.5	●	●	●
18	●	●	●
22	●	●	●
25	●	●	●
30	●	●	●
Widths available (mm)			
44	●	—	●
57	●	●	●
69	●	●	●
94	●	●	●
119	●	●	●
144	●	●	●
169	●	●	●
194	●	●	●
Other sizes available on request	Yes	Yes	Yes
Finishes available	 Unprimed Primed SAM Wrap SAM Zero	 Unprimed Primed SAM Wrap SAM Zero	 Unprimed Primed SAM Wrap SAM Zero
SAM^{XTRA}			
Architrave can be cut to size and mitred	Yes	Yes	Yes

Lengths available						
Thickness (mm)	12	14.5	18	22	25	30
Length (m)	4.88, 5.49	3.66, 4.2, 4.4, 4.88, 5.49	3.66, 4.2, 4.4, 4.88, 5.49	4.4, 5.49	3.66, 4.2, 5.1, 5.49	4.2, 5.1



	Moulded SAM10 Moulded width: 45mm	Reeded SAM3497 Moulded width: 54mm	Hockey Stick SAM502 Fits around architrave See adjacent photo			
<p>● Standard size</p> <p>● Available on request</p> <p>SAM^{STOCK}</p> <p>Fast track available (See Stock section)</p>	Yes	No	Yes			
Thicknesses available (mm)						
12	●	—	—			
14.5	●	—	—			
18	●	●	●			
22	●	●	●			
25	●	●	●			
30	●	●	●			
Widths available (mm)						
32	—	—	●			
44	—	—	—			
57	●	—	—			
69	●	●	—			
94	●	—	—			
119	●	—	—			
144	●	—	—			
169	●	—	—			
194	●	—	—			
Other sizes available on request	Yes	Yes	Yes			
Finishes available	 Unprimed Primed SAM Wrap SAM Zero	 Unprimed Primed	 Unprimed Primed SAM Wrap SAM Zero			
SAM^{XTRA}						
Architrave can be cut to size and mitred	Yes	Yes	Yes			
Lengths available						
Thickness (mm)	12	14.5	18	22	25	30
Length (m)	4.88, 5.49	3.66, 4.2, 4.4, 4.88, 5.49	3.66, 4.2, 4.4, 4.88, 5.49	4.4, 5.49	3.66, 4.2, 5.1, 5.49	4.2, 5.1















Stepped Profiles

Scale up a property's décor with our range of stepped profiles. Perfect for traditional buildings with a contemporary twist.



	Lambs Tongue SAM28 Moulded width: 34mm	Square Stepped SAM2117 Moulded width: Variable	Round Stepped SAM5317 Moulded width: 50mm
SAM[®]STOCK			
Fast track available (See Stock section)	Yes	No	No
Thicknesses available (mm)	14.5mm upwards	14.5mm upwards	18mm upwards
Widths available (mm)	44mm upwards	57mm upwards	57mm upwards
Finishes available	   Unprimed Primed SAM Wrap	  Unprimed Primed	  Unprimed Primed
SAM[®]XTRA			
Can be cut to size and mitred	Yes	Yes	Yes



	Chamfer Stepped SAM5219 Moulded width: 50mm	Rebated SAM603 Moulded width: Variable
SAM[®]STOCK		
Fast track available (See Stock section)	Yes	No
Thicknesses available (mm)	22mm upwards	12mm upwards
Widths available (mm)	57mm upwards	44mm upwards
Finishes available	  Unprimed Primed	  Unprimed Primed
SAM[®]XTRA		
Can be cut to size and mitred	Yes	Yes

Lengths available						
Thickness (mm)	12	14.5	18	22	25	30
Length (m)	4.88, 5.49	3.66, 4.2, 4.4, 4.88, 5.49	3.66, 4.2, 4.4, 4.88, 5.49	4.4, 5.49	3.66, 4.2, 5.1, 5.49	4.2, 5.1



Period Profiles

Working on a Georgian style build or renovation? Our selection of period skirting and architrave will help to create or preserve the property's character.



Victorian SAM3525 Moulded width: 93.5mm	
SAM^{STOCK}	
Fast track available (See Stock section)	Yes
Thicknesses available (mm)	18mm upwards
Widths available (mm)	100mm upwards
Finishes available	  Unprimed Primed
SAM^{XTRA}	
Can be cut to size and mitred	Yes



Georgian SAM3518 Moulded width: 48mm	
SAM^{STOCK}	
Fast track available (See Stock section)	Yes
Thicknesses available (mm)	18mm upwards
Widths available (mm)	57mm upwards
Finishes available	  Unprimed Primed
SAM^{XTRA}	
Can be cut to size and mitred	Yes



Victorian SAM3526 Moulded width: 110mm	Tudor SAM3523 Moulded width: 76mm	Kensington SAM3527 Moulded width: 96mm
SAM^{STOCK}		
Fast track available (See Stock section)	Yes	No
Thicknesses available (mm)	18mm upwards	18mm upwards
Widths available (mm)	119mm upwards	90mm upwards
Finishes available	  Unprimed Primed	  Unprimed Primed
SAM^{XTRA}		
Can be cut to size and mitred	Yes	Yes









Edwardian SAM4887 Moulded width: 51.5mm	Classic SAM1730 Moulded width: 34.5mm	Windsor SAM935 Moulded width: 81.5mm
SAM^{STOCK}		
Fast track available (See Stock section)	Yes	No
Thicknesses available (mm)	18mm upwards	22mm upwards
Widths available (mm)	69mm upwards	44mm upwards
Finishes available	  Unprimed Primed	  Unprimed Primed
SAM^{XTRA}		
Can be cut to size and mitred	Yes	Yes

Lengths available						
Thickness (mm)	12	14.5	18	22	25	30
Length (m)	4.88, 5.49	3.66, 4.2, 4.4, 4.88, 5.49	3.66, 4.2, 4.4, 4.88, 5.49	4.4, 5.49	3.66, 4.2, 5.1, 5.49	4.2, 5.1



Dual Purpose

When space is limited, but you still want to offer your customers a good selection of profiles, our dual purpose products are the solution. With a different profile on both sides, you can offer two style options using the same racking space.





	Chamfer & Round SAM22 / Pencil Round SAM23 SAM2574 Chamfer width: 32mm Radius: 6mm	Chamfer & Round SAM22 / Pencil Round SAM23 SAM2285 Chamfer width: 32mm Radius: 6mm	Torus SAM09 / Ogee SAM93 SAM2156 Moulded width: 32/45mm
SAM^{STOCK}			
Fast track available (See Stock section)	Yes	Yes	Yes
Thicknesses available (mm)	14.5mm upwards	18mm upwards	14.5mm upwards
Widths available (mm)	94mm upwards	94mm upwards	119mm upwards
Finishes available	  Unprimed Primed	  Unprimed Primed	  Unprimed Primed
SAM^{XTRA}			
Can be cut to size and mitred	Yes	Yes	Yes





	Ovolo SAM27 / Round & V-Groove SAM4288 SAM5378 Moulded width: 35mm / Radius: 2mm & V-Groove dimensions (mm): (w)3 x (d)3
SAM^{STOCK}	
Fast track available (See Stock section)	Yes
Thicknesses available (mm)	14.5mm upwards
Widths available (mm)	119mm upwards
Finishes available	  Unprimed Primed
SAM^{XTRA}	
Can be cut to size and mitred	Yes





	Pencil Round SAM23 / Ovolo SAM27 SAM5381 Radius: 6mm / Moulded width: 35mm
SAM^{STOCK}	
Fast track available (See Stock section)	Yes
Thicknesses available (mm)	14.5mm upwards
Widths available (mm)	94mm upwards
Finishes available	  Unprimed Primed
SAM^{XTRA}	
Can be cut to size and mitred	Yes



	Square Edge SAM04 / Grooved SAM5059 SAM5383 Radius: 2mm / Groove dimensions (mm): 5 x 5 (20mm from edge)
SAM^{STOCK}	
Fast track available (See Stock section)	Yes
Thicknesses available (mm)	18mm upwards
Widths available (mm)	100mm upwards
Finishes available	  Unprimed Primed
SAM^{XTRA}	
Can be cut to size and mitred	Yes




	Grooved SAM5059 / Round & V-Groove SAM4288 SAM5379 Groove dimensions (mm): 5 x 5 (20mm from edge) / Radius: 2mm & V-Groove dimensions (mm): (w)3 x (d)3
SAM^{STOCK}	
Fast track available (See Stock section)	Yes
Thicknesses available (mm)	14.5mm upwards
Widths available (mm)	119mm upwards
Finishes available	  Unprimed Primed
SAM^{XTRA}	
Can be cut to size and mitred	Yes

Lengths available						
Thickness (mm)	12	14.5	18	22	25	30
Length (m)	4.88, 5.49	3.66, 4.2, 4.4, 4.88, 5.49	3.66, 4.2, 4.4, 4.88, 5.49	4.4, 5.49	3.66, 4.2, 5.1, 5.49	4.2, 5.1





Contemporary Profiles

If simple, sleek and sophisticated is more the style, SAM's range of contemporary profiles combines clean lines and edgy design. From square edge to rounded, grooved to fluted, we have something to cater for all styles and budgets.



- Standard size
- Available on request


	Square Edge SAM01	Square Edge SAM04 Radius: 2mm
SAM[®]STOCK		
Fast track available (See Stock section)	Yes	Yes
Thicknesses available (mm)		
12	●	●
14.5	●	●
18	●	●
22	●	●
25	●	●
30	●	●
Widths available (mm)		
44	●	●
57	●	●
69	●	●
94	●	●
119	●	●
144	●	●
169	●	●
194	●	●
Other sizes available on request	Yes	Yes
Finishes available	 Unprimed Primed	 Unprimed Primed SAM Wrap SAM Zero
SAM[®]XTRA		
Architrave can be cut to size and mitred	Yes	Yes

Lengths available						
Thickness (mm)	12	14.5	18	22	25	30
Length (m)	4.88, 5.49	3.66, 4.2, 4.4, 4.88, 5.49	3.66, 4.2, 4.4, 4.88 5.49	4.4, 5.49	3.66, 4.2, 5.1, 5.49	4.2, 5.1




	Pencil Round One Edge SAM23 Radius: 6mm		Pencil Round Two Edge SAM24 Radius: 6mm	
<ul style="list-style-type: none"> ● Standard size ● Available on request 				
SAM^{STOCK}				
Fast track available (See Stock section)	Yes		Yes	
Thicknesses available (mm)				
12	●	●	●	●
14.5	●	●	●	●
18	●	●	●	●
22	●	●	●	●
25	●	●	●	●
30	●	●	●	●
Widths available (mm)				
44	●	●	●	●
57	●	●	●	●
69	●	●	●	●
94	●	●	●	●
119	●	●	●	●
144	●	●	●	●
169	●	●	●	●
194	●	●	●	●
Other sizes available on request	Yes		Yes	
Finishes available				
SAM^{XTRA}				
Architrave can be cut to size and mitred	Yes		Yes	

Lengths available						
Thickness (mm)	12	14.5	18	22	25	30
Length (m)	4.88, 5.49	3.66, 4.2, 4.4, 4.88, 5.49	3.66, 4.2, 4.4, 4.88, 5.49	4.4, 5.49	3.66, 4.2, 5.1, 5.49	4.2, 5.1



	Bullnose SAM29 Radius: 20mm	Bullnose SAM1855 Radius: 17mm	Bullnose SAM20 Radius: 10mm
<ul style="list-style-type: none"> ● Standard size ● Available on request 			
SAM^{STOCK}			
Fast track available (See Stock section)	Yes	Yes	Yes
Thicknesses available (mm)			
12	●	●	●
14.5	●	●	●
18	●	●	●
22	●	●	●
25	●	●	●
30	●	●	●
Widths available (mm)			
44	●	●	●
57	●	●	●
69	●	●	●
94	●	●	●
119	●	●	●
144	●	●	●
169	●	●	●
194	●	●	●
Other sizes available on request	Yes	Yes	Yes
Finishes available			
SAM^{XTRA}			
Architrave can be cut to size and mitred	Yes	Yes	Yes

Lengths available						
Thickness (mm)	12	14.5	18	22	25	30
Length (m)	4.88, 5.49	3.66, 4.2, 4.4, 4.88, 5.49	3.66, 4.2, 4.4, 4.88, 5.49	4.4, 5.49	3.66, 4.2, 5.1, 5.49	4.2, 5.1



	Chamfer & Round SAM22 Chamfer width: 32mm	Chamfer & Round SAM26 Chamfer width: 38mm	Chamfer & Round SAM1959 Chamfer width: 23mm
<ul style="list-style-type: none"> ● Standard size ● Available on request 			
SAM^{STOCK}			
Fast track available (See Stock section)	Yes	Yes	Yes
Thicknesses available (mm)			
12	●	●	●
14.5	●	●	●
18	●	●	●
22	●	●	●
25	●	●	●
30	●	●	●
Widths available (mm)			
44	●	●	●
57	●	●	●
69	●	●	●
94	●	●	●
119	●	●	●
144	●	●	●
169	●	●	●
194	●	●	●
Other sizes available on request	Yes	Yes	Yes
Finishes available	 Unprimed Primed SAM Wrap SAM Zero	 Unprimed Primed SAM Wrap SAM Zero	 Unprimed Primed SAM Wrap SAM Zero
SAM^{XTRA}			
Architrave can be cut to size and mitred	Yes	Yes	Yes

Lengths available						
Thickness (mm)	12	14.5	18	22	25	30
Length (m)	4.88, 5.49	3.66, 4.2, 4.4, 4.88, 5.49	3.66, 4.2, 4.4, 4.88, 5.49	4.4, 5.49	3.66, 4.2, 5.1, 5.49	4.2, 5.1



	Chamfered SAM5061 Chamfer dimensions: 6x6mm	Chamfered SAM5062 Chamfer dimensions: 10x10mm
<ul style="list-style-type: none"> ● Standard size ● Available on request 		
SAM^{STOCK}		
Fast track available (See Stock section)	Yes	Yes
Thicknesses available (mm)		
12	●	●
14.5	●	●
18	●	●
22	●	●
25	●	●
30	●	●
Widths available (mm)		
44	●	●
57	●	●
69	●	●
94	●	●
119	●	●
144	●	●
169	●	●
194	●	●
Other sizes available on request	Yes	Yes
Finishes available	 Unprimed Primed SAM Wrap SAM Zero	 Unprimed Primed SAM Wrap SAM Zero
SAM^{XTRA}		
Architrave can be cut to size and mitred	Yes	Yes

Lengths available						
Thickness (mm)	12	14.5	18	22	25	30
Length (m)	4.88, 5.49	3.66, 4.2, 4.4, 4.88, 5.49	3.66, 4.2, 4.4, 4.88, 5.49	4.4, 5.49	3.66, 4.2, 5.1, 5.49	4.2, 5.1






Grooved & Fluted

Grooved skirting and architrave have seen a surge in popularity in recent years and with our selection of square groove, v-groove, single groove and double groove profiles, we are sure there is a moulding to fit all tastes.



- Standard size
- Available on request

	Chamfer & Single V-Groove SAM2975 Chamfer dimensions: 5x5mm V-Groove dimensions: (w)6x(d)3mm	Chamfer & Double V-Groove SAM2984 Chamfer dimensions: 5x5mm V-Groove dimensions: (w)6x(d)3mm	Round & V-Groove SAM4288 Radius: 2mm V-Groove dimensions: (w)3x(d)3mm
SAM^{STOCK}			
Fast track available (See Stock section)	Yes	Yes	Yes
Thicknesses available (mm)			
12	●	●	●
14.5	●	●	●
18	●	●	●
22	●	●	●
25	●	●	●
30	●	●	●
Widths available (mm)			
44	●	—	●
57	●	●	●
69	●	●	●
94	●	●	●
119	●	●	●
144	●	●	●
169	●	●	●
194	●	●	●
Other sizes available on request	Yes	Yes	Yes
Finishes available	 Unprimed Primed	 Unprimed Primed	 Unprimed Primed
SAM^{XTRA}			
Architrave can be cut to size and mitred	Yes	Yes	Yes

Lengths available						
Thickness (mm)	12	14.5	18	22	25	30
Length (m)	4.88, 5.49	3.66, 4.2, 4.4, 4.88, 5.49	3.66, 4.2, 4.4, 4.88 5.49	4.4, 5.49	3.66, 4.2, 5.1, 5.49	4.2, 5.1




	Single Groove SAM600 Groove dimensions: Variable	Double Groove SAM936 Groove dimensions: Variable	Chamfer & Single Groove SAM923 Chamfer & Groove dimensions: Variable
SAM^{STOCK} Fast track available (See Stock section)	Yes (SAM5059 & SAM5060)	No	No
Thicknesses available (mm) 12 14.5 18 22 25 30	● ● ● ● ● ●	● ● ● ● ● ●	● ● ● ● ● ●
Widths available (mm) 44 57 69 94 119 144 169 194 Other sizes available on request	● ● ● ● ● ● ● ● Yes	● ● ● ● ● ● ● ● Yes	● ● ● ● ● ● ● ● Yes
Finishes available Unprimed Primed	● ●	● ●	● ●
SAM^{XTRA} Architrave can be cut to size and mitred	Yes	Yes	Yes

Lengths available						
Thickness (mm)	12	14.5	18	22	25	30
Length (m)	4.88, 5.49	3.66, 4.2, 4.4, 4.88, 5.49	3.66, 4.2, 4.4, 4.88, 5.49	4.4, 5.49	3.66, 4.2, 5.1, 5.49	4.2, 5.1







	Chamfer & Double Groove SAM1426 Chamfer & Groove dimensions: Variable	Round & Single Groove SAM933 Round & Groove dimensions: Variable	Round & Double Groove SAM2194 Round & Groove dimensions: Variable
SAM^{STOCK} Fast track available (See Stock section)	No	No	No
Thicknesses available (mm) 12 14.5 18 22 25 30	● ● ● ● ● ●	● ● ● ● ● ●	● ● ● ● ● ●
Widths available (mm) 44 57 69 94 119 144 169 194 Other sizes available on request	— ● ● ● ● ● ● ● Yes	● ● ● ● ● ● ● ● Yes	— ● ● ● ● ● ● ● Yes
Finishes available Unprimed Primed	● ●	● ●	● ●
SAM^{XTRA} Architrave can be cut to size and mitred	Yes	Yes	Yes

Lengths available						
Thickness (mm)	12	14.5	18	22	25	30
Length (m)	4.88, 5.49	3.66, 4.2, 4.4, 4.88, 5.49	3.66, 4.2, 4.4, 4.88, 5.49	4.4, 5.49	3.66, 4.2, 5.1, 5.49	4.2, 5.1



- Standard size
- Available on request

	Single Flute SAM5003 Flute dimensions (mm): (w)15 x (d)5	Double Flute SAM5002 Flute dimensions (mm): (w)15 x (d)5
SAM^{STOCK}		
Fast track available (See Stock section)	No	No
Thicknesses available (mm)		
12	●	●
14.5	●	●
18	●	●
22	●	●
25	●	●
30	●	●
Widths available (mm)		
44	●	—
57	●	—
69	●	—
94	●	●
119	●	●
144	●	●
169	●	●
194	●	●
Other sizes available on request	Yes	Yes
Finishes available	  Unprimed Primed	  Unprimed Primed
SAM^{XTRA}		
Architrave can be cut to size and mitred	Yes	Yes

Lengths available						
Thickness (mm)	12	14.5	18	22	25	30
Length (m)	4.88, 5.49	3.66, 4.2, 4.4, 4.88, 5.49	3.66, 4.2, 4.4, 4.88, 5.49	4.4, 5.49	3.66, 4.2, 5.1, 5.49	4.2, 5.1





Architrave & Plinth Blocks

Make a statement with our range of architrave and plinth blocks, from simple design to ornate grandeur. Combine with one of our period skirting and architrave profiles to maintain character in an older property or use with a simple contemporary profile for greater impact.

Edging options Page 43

Architrave facing Page 44

Plinth facing Page 44




Architrave & Plinth Blocks


Historically, architrave and plinth blocks were used in period properties to overcome the dilemma of uneven walls. By adding a block that was thicker, wider and higher than the skirting or architrave, it removed the need for the mouldings to be flush at the joint and avoided complex joinery work for more detailed profiles. This typically isn't necessary in new build or renovated properties, but plinth and architrave blocks are still used to maintain the character of a period property or simply to create a visual statement.

Edging options*


*Edging detail for architrave blocks is on all four edges. Plinth blocks have edging detail on three edges.




A) Square



B) Pencil
5mm Radius




C) Chamfer Edge
3mm x 3mm



D) Ovolo
6mm wide x 6mm deep

Facing options


Architrave Blocks



Plain Face
AR01




Bullseye Small
AR02
63mm diameter with 13mm centre




Bullseye Large
AR03
75mm diameter with 25mm centre



Tulip Small
AR07
51mm diameter



Tulip Large
AR06
60mm diameter



Fluted
AR08
6, 8 or 10mm wide flutes available equally spaced

Plinth Blocks



Plain Face
SK01



Bullseye Small
SK02
63mm diameter with 13mm centre




Bullseye Large
SK03
75mm diameter with 25mm centre



Tulip Small
SK07
51mm diameter



Tulip Large
SK06
60mm diameter



Fluted
SK08
6, 8 or 10mm wide flutes available equally spaced



To order, please provide our internal sales team with the face and edging detail, thickness, width, height and quantity needed. This is a made-to-order product, so minimum order quantities will apply.



Decorative Mouldings

Ceiling cornice, wall panelling and decorative trims can transform a space and they provide a relatively low-cost solution to create a timeless, classic and elevated look in any property.

Ceiling Cornice Page 47

Picture Rail Page 49

Dado Rail Page 49








Ceiling Cornice

Finish a property in style with our elegant range of MDF ceiling cornice, creating a visually attractive transition from wall to ceiling.



	Ceiling Cornice SAM719	Ceiling Cornice SAM3031
Thicknesses available (mm)	30mm	18mm
Widths available (mm)	122mm	115mm
Finishes available	  Unprimed Primed	  Unprimed Primed




	Ceiling Cornice SAM3770	Ceiling Cornice SAM70
Thicknesses available (mm)	12mm	25mm
Widths available (mm)	77mm	140mm
Finishes available	  Unprimed Primed	 Unprimed

Lengths available						
Thickness (mm)	12	14.5	18	22	25	30
Length (m)	4.88, 5.49	3.66, 4.2, 4.4, 4.88, 5.49	3.66, 4.2, 4.4, 4.88 5.49	4.4, 5.49	3.66, 4.2, 5.1, 5.49	4.2, 5.1



SAM[®] BESPOKE

We can help to match existing profiles or images.



Picture Rail







Picture rail mouldings are fitted horizontally around a room typically aligning with the tops of the windowpanes, although they can also be positioned higher on the wall. They are often used for decorative purposes but can still be as functional today as they were one hundred years ago – to hang pictures!



Dado Rail

Dado rail was used in period properties to protect the walls from furniture. It was fitted to the wall at chair height to avoid dents or scrapes on the paintwork or wallpaper. Today, it is mainly used as a decorative trim for wall cladding or panelling.



	Picture Rail SAM1960	Picture Rail SAM1334	Picture Rail SAM2027
Thicknesses available (mm)	18mm	22mm	18mm, 22mm
Widths available (mm)	44mm	40mm	55mm
Finishes available	  Unprimed Primed	  Unprimed Primed	  Unprimed Primed



	Dado Rail SAM85	Dado Rail SAM4152	Dado Rail SAM38
Thicknesses available (mm)	18mm	18mm	18mm
Widths available (mm)	57mm	44mm	57mm
Finishes available	  Unprimed Primed	  Unprimed Primed	  Unprimed Primed
Lengths available			
Thickness (mm)	14.5	18	22
Length (m)	4.2, 5.49	4.2, 5.49	5.49





Internal Cladding & Panelling

Internal cladding and panelling are popular finishing products for walls, adding depth and character to any space. MDF cladding is easy to fit, versatile and offers a smooth surface for hassle free painting. If you want to avoid painting altogether, our cladding is also available fully finished.

Internal Cladding

Page 53

Panelling Strips

Page 53














Internal Cladding & Panelling

The options are endless when it comes to internal cladding and panelling and it can create a high visual impact in a property at a relatively low cost. Our tongue and v-groove cladding can be used vertically or horizontally and can be finished with decorative mouldings, such as the SAM dado rail, or shelving. Panelling is popular in a variety of patterns, from the classic shaker or a contemporary geometric design using the wall or MDF board as a base with a square edge moulding, to a more heritage style using decorative trims and mouldings.



	Tongue & Groove SAM3012 TG&V	Square Edge SAM01	Square Edge SAM04 Radius: 2mm
● Standard size ● Available on request			
SAM[®]STOCK			
Fast track available (See Stock section)	Yes	Yes	Yes
Thicknesses available (mm)			
9	●	●	●
12	●	●	●
14.5	—	●	●
18	—	●	●
22	—	●	●
25	—	●	●
30	—	●	●
Widths available (mm)			
32	—	●	●
44	—	●	●
57	—	●	●
69	—	●	●
94	●	●	●
119	●	●	●
144	●	●	●
169	●	●	●
194	●	●	●
Other sizes available on request	No	Yes	Yes
Finishes available	 Unprimed  Primed  SAM Zero	 Unprimed  Primed	 Unprimed  Primed  SAM Wrap  SAM Zero

Lengths available							
Thickness (mm)	9	12	14.5	18	22	25	30
Length (m)	4.8	5.49	4.2, 5.49	4.2, 5.49	5.49	3.66, 5.1, 5.49	4.2, 5.1



Window Board

A highly durable and moisture resistant solution to cover the gap between the inside wall and window. Free from defects and knots, SAM window board provides a consistently smooth surface for a premium paint finish. If you want to save labour time on finishing, it is also available veneer wrapped or fully finished.

Window Board


Page 57





Window Board

SAM MDF window board can be provided in long lengths, or using our SAM Xtra service, it can be cut to size with returned ends to save time during installation.



- Standard size
- Available on request

	Window Board SAM50 Bullnosed & Rebated	Window Board SAM52 Bullnosed & Rebated
SAM STOCK		
Fast track available (See Stock section)	Yes	Yes
Thicknesses available (mm)		
12	—	—
14.5	●	—
18	●	—
22	—	●
25	—	●
30	●	—
Widths available (mm)		
94	●	●
119	●	●
144	●	●
169	●	●
194	●	●
219	●	●
244	●	●
269	●	●
294	●	●
Other sizes available on request	Yes	Yes
Finishes available	 Unprimed Primed SAM Wrap SAM Zero	 Unprimed Primed SAM Wrap SAM Zero
SAM XTRA		
Can be cut to size and bullnosed on 3 sides	Yes	Yes

Lengths available					
Thickness (mm)	14.5	18	22	25	30
Length (m)	4.2, 5.49	3.66, 4.2, 5.49	4.4, 5.49	3.66, 4.2, 5.1, 5.49	4.2, 5.1



Door Framing

There are several door framing options available from SAM, each offering time and cost saving benefits over alternative products.



Door Framing

Why choose MDF for door frames?


- No knots, splits or defects reduces wastage
- It is supplied in standard lengths meaning the little wastage can be easily calculated
- The smooth and consistent texture makes paint application easy and provides an excellent finish
- The consistent finish means a series of doors will look the same
- Extra wide sizes are available simplifying installation for bespoke door openings
- Fire resistant options are available.



Door lining options


Standard door linings

Our standard door linings are manufactured to meet end user specification and they consist of a door lining and a door stop. They are quick and easy to install and provide a consistently smooth surface for painting.




Adjustable door linings

SAM adjustable door linings consist of a door lining and a door stop and they are manufactured with rebated legs to allow for variable door widths and to save time during installation.



Reversible door linings













SAM reversible door linings consist of a door lining and a door stop. The heads are trenched on both sides and provide time saving benefits when working with two different standard door widths.




H frame door linings

H frame door linings are manufactured to meet end user specification. They consist of a door lining and door stop with the addition of grooves to fit tongued architrave for quick and easy installation.



	Door Lining SAM04 Radius: 1.5mm	Door Stop SAM04 Radius: 1.5mm	Door Casing SAM02 Radius: 1.5mm Rebate: 35-47mm
SAM^{STOCK}			
Fast track available (See Stock section)	Yes	Yes	No
Thicknesses available (mm)			
12	—	●	—
14.5	—	●	—
18	—	●	—
22	●	—	—
25	●	—	—
30	●	—	●
Widths available (mm)	74mm upwards	20mm upwards	74mm upwards
Other sizes available on request	No	Yes	No
Finishes available	 Unprimed  Primed  SAM Wrap  SAM Zero	 Unprimed  Primed  SAM Wrap  SAM Zero	 Unprimed  Primed  SAM Wrap  SAM Zero
SAM^{XTRA}			
Door framing can be cut to size	Yes	Yes	Yes
Heads & legs can be trenched	Yes	N/A	Yes
Heads & legs can be rebated	Yes	N/A	Yes
Legs can be recessed for hinges & latches	Yes	N/A	Yes
Pilot holes can be pre-drilled	Yes	N/A	Yes
Intumescent strip installation available	Yes	N/A	Yes
Hinge installation available	Yes	N/A	Yes

Lengths available						
Thickness (mm)	12	14.5	18	22	25	30
Length (m)	4.88, 5.49	3.66, 4.2, 4.4, 4.88, 5.49	3.66, 4.2, 4.4, 4.88, 5.49	4.4, 5.49	3.66, 4.2, 5.1, 5.49	4.2, 5.1



	Single Groove Lining SAM730 Radius: 1.5mm Groove: Variable	Single Groove Casing SAM654 Radius: 1.5mm Rebate: 35-47mm Groove: Variable	Double Groove Lining SAM956 Radius: 1.5mm Grooves: Variable
<ul style="list-style-type: none"> ● Standard size ● Available on request 			
SAM^{STOCK}			
Fast track available (See Stock section)	No	No	No
Thicknesses available (mm)			
22	●	—	●
25	●	—	●
30	●	●	●
Widths available (mm)	74mm upwards	74mm upwards	74mm upwards
Other sizes available on request	Yes	Yes	Yes
Finishes available	 Unprimed Primed SAM Wrap SAM Zero	 Unprimed Primed SAM Wrap SAM Zero	 Unprimed Primed SAM Wrap SAM Zero
SAM^{XTRA}			
Door framing can be cut to size	Yes	Yes	Yes
Heads & legs can be trenched	Yes	Yes	Yes
Heads & legs can be rebated	Yes	Yes	Yes
Legs can be recessed for hinges & latches	Yes	Yes	Yes
Pilot holes can be pre-drilled	Yes	Yes	Yes
Intumescent strip installation available	Yes	Yes	Yes
Hinge installation available	Yes	Yes	Yes

Lengths available						
Thickness (mm)	12	14.5	18	22	25	30
Length (m)	4.88, 5.49	3.66, 4.2, 4.4, 4.88, 5.49	3.66, 4.2, 4.4, 4.88, 5.49	4.4, 5.49	3.66, 4.2, 5.1, 5.49	4.2, 5.1

	H Frame SAM3603 Radius: 2mm	Tongued Architrave SAM4017 Radius: 2mm & 4mm Groove: 53mm	Extension Liner SAM975 Radius: Variable Rebate: Variable
<ul style="list-style-type: none"> ● Standard size ● Available on request 			
SAM^{STOCK}			
Fast track available (See Stock section)	No	No	No
Thicknesses available (mm)			
18	—	—	●
25	●	●	—
Widths available (mm)	74mm upwards	44mm upwards	74mm upwards
Other sizes available on request	Yes	Yes	Yes
Finishes available	 Unprimed Primed SAM Wrap	 Unprimed Primed SAM Wrap	 Unprimed Primed SAM Wrap
SAM^{XTRA}			
Door framing can be cut to size	Yes	Yes	Yes
Heads & legs can be trenched	Yes	N/A	N/A
Heads & legs can be rebated	Yes	N/A	N/A
Legs can be recessed for hinges & latches	Yes	N/A	N/A
Pilot holes can be pre-drilled	Yes	N/A	N/A
Intumescent strip installation available	Yes	N/A	N/A
Hinge installation available	Yes	N/A	N/A

Lengths available						
Thickness (mm)	12	14.5	18	22	25	30
Length (m)	4.88, 5.49	3.66, 4.2, 4.4, 4.88, 5.49	3.66, 4.2, 4.4, 4.88, 5.49	4.4, 5.49	3.66, 4.2, 5.1, 5.49	4.2, 5.1





Stair Accessories

SAM manufactures components for staircases including treads and risers. These products are made using either standard grade or moisture resistant MDF based on customer requirements.

Stair Treads

Page 67

Stair Risers

Page 67







Stair Accessories

SAM stair treads, the horizontal part of the step that a person will stand on, and risers, the vertical space between steps, are supplied unprimed so they can be painted or carpeted as per property or owner specification.



● Standard size	Stair Tread SAM55 Radius: 11mm Groove: Variable	Stair Tread SAM56 Radius: 12.5mm Groove: Variable	Stair Riser SAM01
Thicknesses available (mm)			
9	—	—	●
12	—	—	●
14.5	—	—	●
18	—	—	●
22	●	—	●
25	—	●	—
Widths available (mm)	90mm upwards	90mm upwards	32mm upwards
Other sizes available on request	Yes	Yes	Yes
Finishes available	 Unprimed	 Unprimed	 Unprimed
SAM XTRA Stair accessories can be cut to size	Yes	Yes	Yes

Standard grade lengths available						
Thickness (mm)	9	12	14.5	18	22	25
Length (m)	2.44, 3.05	3.05	2.44, 3.05	3.05	2.44, 3.05	2.44, 3.05, 5.49

Moisture resistant lengths available						
Thickness (mm)	9	12	14.5	18	22	25
Length (m)	4.88	4.88, 5.49	3.66, 4.2, 4.4, 4.88, 5.49	3.66, 4.2, 4.4, 4.88, 5.49	4.4, 5.49	3.66, 4.2, 5.1, 5.49



Stair accessories can be supplied in standard grade or moisture resistant MDF. Please specify preference when ordering.



Fascia & Soffit


SAM Extreme fascia and soffit are manufactured using MEDITE TRICOYA EXTREME (MTX) and they are lightweight and easy to install. They are excellent value for money over the lifespan of the product and they can be supplied fully finished in any RAL colour.


















Fascia & Soffit

Manufactured using MEDITE TRICOYA EXTREME (MTX), these low maintenance products perform well in even the most extreme climates or locations. Where alternative solutions may require maintenance due to cracked paint or discolouration every few years, SAM Extreme will stand the test of time ensuring the property looks its best for longer.



	Plain Fascia SAM5293 Radius: 2mm	Profiled Fascia SAM5292 Radius: 2mm
Thicknesses available (mm)	15mm	15mm
Widths available (mm)	57mm upwards	57mm upwards
External finishes available	   Unprimed Primed Fully finished	   Unprimed Primed Fully finished



	Soffit SAM5348 Radius: 3mm	Stormboard SAM3191 Radius: 3mm
Thicknesses available (mm)	12mm	15mm
Widths available (mm)	57mm upwards	57mm upwards
External finishes available	   Unprimed Primed Fully finished	   Unprimed Primed Fully finished





External Cladding & Panelling

Manufactured using MEDITE TRICOYA EXTREME (MTX) our external cladding and panelling add a decorative flair to building facades. From shop fronts and office blocks to luxury houses, garden rooms and beach huts, SAM Extreme cladding resists the elements whatever the location.

External Cladding

Page 75


External Panelling

Page 75










External Cladding & Panelling

Manufactured using MEDITE TRICOYA EXTREME (MTX), our cladding can be installed vertically or horizontally to suit more traditional or coastal styles. If the property has a modern aesthetic, panelling can be cut to any size and fully finished to provide a sleek look with clean lines.



	Double Shiplap SAM3907	Double Square Shiplap SAM3717	Double tongue & V-groove SAM4460
Thicknesses available (mm)	12mm	12mm	12mm
Widths available (mm)	294mm upwards	294mm upwards	294mm upwards
External finishes available	   Unprimed Primed Fully finished	   Unprimed Primed Fully finished	   Unprimed Primed Fully finished



	Stormboard SAM3191 Radius: 3mm	Panels SAM00 Radius: 6mm
Thicknesses available (mm)	15mm	12mm upwards
Widths available (mm)	169mm upwards	20mm - 600mm
External finishes available	   Unprimed Primed Fully finished	   Unprimed Primed Fully finished





Practical Information

Whether you are considering SAM MDF products or have already purchased them, the information in this section should help make the process easier.

Practical Information **Page 79**

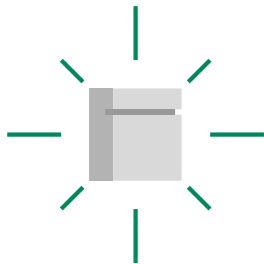
Fixing Instructions **Page 81**

Safety Instructions **Page 83**

Practical Information

SAM MDF mouldings imperial to metric conversion chart

NOMINAL IMPERIAL	SAM FINISHED SIZE METRIC
2 inches	44mm
2 1/4 inches	57mm
3 inches	69mm
4 inches	94mm
5 inches	119mm
6 inches	144mm
7 inches	169mm
8 inches	194mm
9 inches	219mm
10 inches	244mm
11 inches	269mm
12 inches	294mm



Ordering samples

We understand that it is important for some of your customers to see a physical sample of the product before placing an order. For this reason, we keep all our stock profiles (in at least one size) in the sample store to ensure quick delivery.

If the sample request is for a made-to-order item, we can quickly produce a 3D printed sample along with a stock sample in the preferred finish.

You can order samples on the SAM website or by emailing marketing@samonline.co.uk.



Sales enquiries

For all sales enquiries, including quote requests, please email sales@samonline.co.uk or phone +44 (0)28 9442 8288 (Option 1).

For quote requests, please provide:

- Profile number (if you are unsure, please attach a CAD drawing or image to the email)
- Dimensions if available (length, thickness, width)
- Quantity


A member of our internal sales team will be happy to help.



Placing an order

Once a trade account has been created for your company, you can order SAM products using a valid purchase order number.

Please send any orders to orders@samonline.co.uk and our internal sales team will process these as quickly as possible.



Storing & handling your SAM MDF mouldings

SAM MDF mouldings products should be stored on dry bases and under cover. They should be fully supported on a flat and level surface with ample ventilation provided to reduce the risk of absorbing moisture. Any protective wrapping should be left in place until time of use.

It is recommended that SAM MDF mouldings are allowed to remain in the fixing environment for approximately 24 hours before use.

Please note, extra care should be taken when handling SAM fully finished products to avoid any surface damage during transit and fitting.

Fixing Instructions

SAM[®] MOULDINGS

Primed

We recommend that you don't fix SAM MDF mouldings to damp plaster or any other damp materials. SAM MDF Mouldings are easy to fix using traditional tools and materials. Before being fixed in place, all cut or unsealed areas should be carefully sealed with at least one coat of proprietary wood primer complying with BS 7956-2000 or EN927-1, or one coat of polyurethane or acrylic varnish.

- **Fixing with nails:** When using nails for fixing, they should be punched in below the surface and not inserted nearer than 12mm from any edge. Fix at maximum 900mm centres. For nailing through a moulded profile, lost head pins are recommended.
- **Fixing with adhesive:** Most modern glues and panel adhesives work well, but manufacturers' recommendations should be followed in cases of porous damp surfaces.
- **Fixing of door linings:** It is helpful, but not essential, to drill prior to fixing. Linings should be fixed at maximum 600mm centres.
- **Fixing of door hinges:** Must be fixed with parallel shank screws.

Any visible nail or counter-sunk screw fixings should be filled using a good quality shrink-resistant non-water-based filler. Filled area should then be sanded smooth with a fine abrasive paper (grit range 350-600) prior to painting.

After lightly abrading the surface, primed SAM MDF mouldings are ready to receive a topcoat. Dark colours may require an additional undercoat, but a single topcoat applied with a well-loaded brush will generally achieve a superior finish.

SAM[®] WRAP

Wood Veneer / PVC

We recommend that you don't fix SAM MDF mouldings to damp plaster or any other damp materials. SAM wrapped MDF mouldings are easy to fix using traditional tools and materials. Before being fixed in place, all cut or unsealed areas should be carefully sealed with at least one coat of proprietary wood primer complying with BS 7956-2000 or EN927-1, or one coat of polyurethane or acrylic varnish. When cutting or mitring wrapped product, use a fine tooth saw and cut from moulded face into the profile to avoid excessive rough edges and fibres occurring on the visible surface.

- **Fixing with adhesive:** we recommend the use of adhesives when fixing SAM Wrap mouldings and most modern glues and panel adhesives will work well, but manufacturers' recommendations should be followed. Caution is advised to avoid overspill of adhesive onto the face of the moulding as the veneer could be stained.
- **Fixing with nails:** If using nails for fixing, they should be punched in below the surface and not inserted nearer than 12mm from any edge. Fix at maximum 900mm centres. For nailing through a moulded profile, lost head pins are recommended and caution is advised to avoid danger of surface damage when nailing.
- **Fixing of door linings:** For door framing, it is helpful but not essential to drill a pilot hole prior to fixing. Linings should be fixed at a maximum of 600mm centres.

Any visible nail or counter-sunk screw fixings should be filled using good proprietary quality shrink resistant wood filler, suitable for the wood species being used. Alternatively, solid wood plugs (again matching the wood species) may be used. The filled area should then be sanded smooth with a fine abrasive paper (grit range 320-600) prior to staining / finishing.

When varnishing or staining, check with a finish manufacturer for suitability. Before coating the entire surface, it is recommended to perform a colour match test on an "off cut" piece of MDF. If unsure, test a small area before coating entire surface. Polyurethane or an acrylic wood stain varnish / lacquer are a good choice when finishing your SAM Wrap mouldings as they have an excellent moisture and vapour resistance. Water-based acrylic stains should be applied in light coats to avoid overloading the surface with water/ moisture and causing fibre raise.

Please note, when varnishing or lacquering, the veneered surface may darken substantially in colour.

SAM[®] ZERO

Fully finished

We recommend that you don't fix SAM MDF mouldings to damp plaster or any other damp materials. SAM fully finished MDF mouldings are easy to fix using traditional tools and materials. Before being fixed in place, all cut or unsealed areas should be carefully sealed with at least one coat of proprietary wood primer complying with BS 7956-2000 or EN927-1, or one coat of polyurethane or acrylic varnish. When cutting or mitring fully finished product, use a fine tooth saw and cut from moulded face into the profile to avoid excessive rough edges and fibres occurring on the visible surface.

- **Fixing with adhesive:** SAM recommends the use of instant grab adhesives, but manufacturers' recommendations should be followed in cases of porous, damp surfaces. Caution is advised to avoid overspill of adhesive onto the face of the moulding as the gloss finish could be impaired.
- **Fixing with nails:** If using nails for fixing, they should be punched in below the surface and not inserted nearer than 12mm from any edge. Fix at maximum 900mm centres. For nailing through a moulded profile, lost head pins are recommended, and caution is advised to avoid danger of surface damage when nailing.
- **Fixing of door linings:** For door framing, it is helpful but not essential to drill prior to fixing. Linings should be fixed at maximum 600mm centres with fixings hidden behind the door stop where possible.

Any visible nail or counter-sunk screw fixings should be filled using an appropriate acrylic filler/instant grab/multi-use adhesive. It is advisable that adhesive/filler is applied to the mitred faces prior to fixing to the wall and excess removed from good face as per manufacturing guidelines.

If you need to recoat SAM Zero fully finished mouldings due to impaired surface damage after installation or general wear and tear, you can use a good quality filler and sand them smooth as per manufacturer guidelines. The mouldings surface can be sanded using a 400-grit sandpaper and recoated using any water-based satin/gloss topcoat product available from your local builders' merchant or DIY store. The colour code for SAM Zero fully finished products is RAL 9003 (UK & Ireland) or RAL 9010 (Netherlands, Belgium, France, Germany and Scandinavia).

SAM[®] EXTREME

Exterior grade

There are multiple options for fixing SAM Extreme fascia, soffit and cladding. Please refer to the technical guide available for download on the SAM website.

You can download all of our technical guides on the SAM website.



www.samonline.co.uk

Safety Instructions



Your safety matters

Please ensure you take the following safety precautions when working with MDF.

- Use dust control equipment when sawing, cutting, or drilling SAM MDF mouldings
- Work in a well-ventilated area
- Prevent excessive build-up of dust and maintain good housekeeping
- Keep MDF dust away from ignition sources
- When ventilation is inadequate or impractical, wear face mask and eye protection as detailed below:
 - Disposable/Half Filter Facemask FFP3
 - Eye protection to BS EN 166 9B

First Aid +

- If you have inhaled wood dust, please move to fresh air and clean nasal passages
- If you have eye contamination from wood dust, please flush with tepid water for 15 minutes.



SAM[®]

HOME OF MDF MOULDINGS

YOUR SAM DISTRIBUTOR IS:



SAM Antrim

Newpark Industrial Estate,
Greystone Road,
Antrim,
Northern Ireland,
BT41 2RU

SAM Donington

Mill Lane,
Donington,
Spalding,
PE11 4TL

T: +44(0)28 9442 8288

E: team@samonline.co.uk

W: www.samonline.co.uk



Scan the QR code
to view digital copies
of our brochures

