

concord

PVC ROOFLINE

roofline, cladding,
window boards, cills, and trims



Fax Order Line: 01827 316169

Issue 2 - 28th June 2021

Concord now has a leading 20 Year Extended Guarantee

for its range of white cellular
PVC fascias, soffits and
claddings.

The Concord 20 Year Extended Guarantee applies when Concord white cellular PVC roofline profiles are installed on a property with either a Swish or Kayflow white rainwater system.

In order to offer this guarantee, installers must be registered at www.concordpvc.co.uk. Qualifying guarantees can also be registered at the same site*.

Concord Standard Guarantees

The Concord standard guarantee for white cellular PVC profiles is 15 years and the Guarantee for colour and foiled profiles is 10 Years.

*For full terms and conditions please see the Concord Extended Guarantee at www.concordpvc.co.uk.



accreditation



FS 681825

Concord cellular PVC-u profiles are designed and manufactured to stringent quality control standards in accordance with ISO 9001 2015.



Concord roofline and cladding systems are covered by BBA Certificate No's 02/3902 and 02/3898 respectively.



BS 7619
Licence No. KM33730

Concord cellular profiles have been tested and achieve the requirements stipulated for cellular PVC-u in BS.7619 which encompasses composition, weather resistance, colour fastness, surface finish, impact and fire performance.



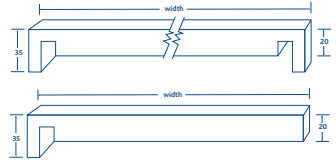
EMS 681826

The BSI Environmental Management System accreditation (BS EN ISO 14001) demonstrates the Company's commitment to comply with environmental laws and regulations and to continuously improve its environmental management systems

Square Fascia (20mm)

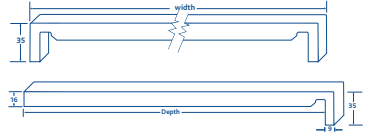


Code	Description	Colour	Pack Qty	Price Mtr (£)	Price Lgth (£)
JWF405	405mm Standard Fascia (D/E)	W	1	51.69	258.43
JWF355	355mm Standard Fascia (D/E)	W	1	42.70	213.51
JWF250	250mm Standard Fascia	W	2	35.23	176.13
JWF225	225mm Standard Fascia	W	2	31.14	155.68
JWF200	200mm Standard Fascia	W	2	26.15	130.76
JWF175	175mm Standard Fascia	W	2	22.77	113.87
JWF150	150mm Standard Fascia	W	2	21.08	105.41



Square Fascia (16mm)

CSF455	455mm Square Fascia (D/E)	W	1	48.20	240.99
CSF405	405mm Square Fascia (D/E)	W	1	39.92	199.62
CSF355	355mm Square Fascia (D/E)	W	1	35.14	175.68
CSF300	300mm Square Fascia	W	1	33.56	167.78
CSF250	250mm Square Fascia	W	2	26.60	132.98
CSF225	225mm Square Fascia	W	2	23.84	119.20
CSF200	200mm Square Fascia	W	2	19.68	98.39
CSF175	175mm Square Fascia	W	2	17.75	88.74
CSF150	150mm Square Fascia	W	2	15.79	78.96

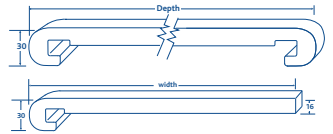


Note:
Mahogany, Light Oak, Rosewood, Black, Irish Oak, Anthracite Grey, White and Cream woodgrain foiled versions of this profile are also available. For further details see page 14.
For co-extruded colours Anthracite, Light Grey, Hazy Grey and Anthracite Grey see page 8.

(Also available in Anthracite & Grey - see page 14 for details)

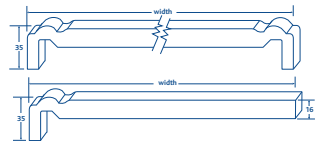
Prime Fascia (16mm)

FWB455	455mm Bullnose Fascia (D/E)	W	1	48.20	240.99
FWB405	405mm Bullnose Fascia (D/E)	W	1	39.92	199.62
FWB355	355mm Bullnose Fascia (D/E)	W	1	35.14	175.68
FWB250	250mm Bullnose Fascia	W	2	26.60	132.98
FWB225	225mm Bullnose Fascia	W	2	23.84	119.20
FWB200	200mm Bullnose Fascia	W	2	19.68	98.39
FWB175	175mm Bullnose Fascia	W	2	17.75	88.74
FWB150	150mm Bullnose Fascia	W	2	15.79	78.96



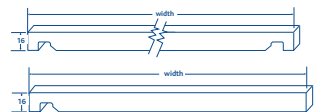
Ogee Fascia (16mm)

COF405	405mm Ogee Fascia (D/E)	W	1	39.92	199.62
COF355	355mm Ogee Fascia (D/E)	W	1	35.14	175.68
COF250	250mm Ogee Fascia	W	2	26.60	132.98
COF225	225mm Ogee Fascia	W	2	23.84	119.20
COF200	200mm Ogee Fascia	W	2	19.68	98.39
COF175	175mm Ogee Fascia	W	2	17.75	88.74
COF150	150mm Ogee Fascia	W	2	15.79	78.96



Flat Fascia (16mm)

CFF405	405mm Flat Fascia (D/E)	W	1	39.92	199.62
CFF250	250mm Flat Fascia	W	2	26.60	132.98
CFF225	225mm Flat Fascia	W	2	23.84	119.20
CFF200	200mm Flat Fascia	W	2	19.68	98.39
CFF175	175mm Flat Fascia	W	2	17.75	88.74
CFF150	150mm Flat Fascia	W	2	15.79	78.96



W = White

Square Fascia/Cover (9mm)

Depth measured internally

Code	Description	Colour	Pack Qty	Price Mtr (£)	Price Lgth (£)
SFN595	595mm Square Fascia/Cover	W	1	65.20	325.99
SFN390	390mm Square Fascia/Cover	W	1	32.09	160.44
SFN385	385mm Square Fascia/Cover (D/E)	W	1	33.03	165.16
SFN290	290mm Square Fascia/Cover	W/J	1	26.11	130.54
SFN240	240mm Square Fascia/Cover	W/J	2	21.17	105.87
SFN225	225mm Square Fascia/Cover	W	2	18.41	92.06
SFN215	215mm Square Fascia/Cover	W/J	2	18.05	90.23
SFN200	200mm Square Fascia/Cover	W	2	17.68	88.41
SFN190	190mm Square Fascia/Cover	W/J	2	16.05	80.24
SFN175	175mm Square Fascia/Cover	W	2	14.41	72.03
SFN165	165mm Square Fascia/Cover	W/J	2	14.14	70.70
SFN150	150mm Square Fascia/Cover	W	2	13.87	69.37
SFN140	140mm Square Fascia/Cover	W/J	2	12.77	63.86
SFN090	90mm Square Fascia/Cover	W	2	11.66	58.28

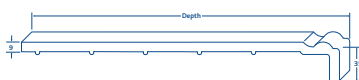
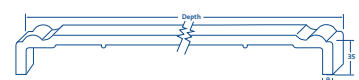


Note:
Mahogany, Light Oak, Rosewood, Black, Irish Oak, Anthracite Grey, White and Cream woodgrain foiled versions of this profile are also available. For further details see page 16.
For co-extruded colours Anthracite, Light Grey and Anthracite Grey see page 8.

Ogee Fascia (9mm)

Depth measured externally

Code	Description	Colour	Pack Qty	Price Mtr (£)	Price Lgth (£)
CK405	405mm Ogee Fascia (D/E)	W	1	38.34	191.70
CK250	250mm Ogee Fascia	W	2	22.94	114.72
CK225	225mm Ogee Fascia	W	2	20.73	103.63
CK200	200mm Ogee Fascia	W	2	18.50	92.50
CK175	175mm Ogee Fascia	W	2	16.19	80.93
CK150	150mm Ogee Fascia	W	2	14.41	72.03



Note:
Also Available in Black on page 8

Fascia/Cover (7mm)

Depth measured externally

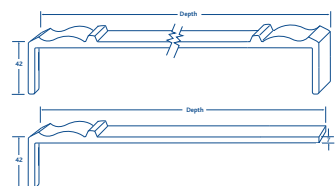

Code	Description	Colour	Pack Qty	Price Mtr (£)	Price Lgth (£)
PC455	455 x 7mm Fascia (D/E)	W	2	26.68	133.42
PC354	354 x 7mm Fascia (D/E)	W	2	19.84	99.18
PC250	250 x 7mm Fascia	W	4	14.05	70.24
PC225	225 x 7mm Fascia	W	4	12.63	63.16
PC200	200 x 7mm Fascia	W	4	10.67	53.37
PC175	175 x 7mm Fascia	W	4	9.16	45.80
PC150	150 x 7mm Fascia	W	4	8.09	40.45

100mm and 300mm End Caps also available, see page 10.

Ogee Fascia (7mm)

Depth measured externally

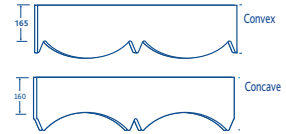
Code	Description	Colour	Pack Qty	Price Mtr (£)	Price Lgth (£)
PG455	455 x 7mm Ogee Fascia (D/E)	W	1	28.91	144.55
PG250	250 x 7mm Ogee Fascia	W	2	15.12	75.59
PG225	225 x 7mm Ogee Fascia	W	4	13.18	65.90
PG200	200 x 7mm Ogee Fascia	W	4	10.87	54.35
PG175	175 x 7mm Ogee Fascia	W	4	9.60	48.02
PG150	150 x 7mm Ogee Fascia	W	4	8.56	42.80



Decorative Elements



Code	Description	Colour	Pack Qty	Price Mtr (£)	Price Lgth (£)
DBVEX1	Convex (165mm min/225mm max)	W	2	34.98	174.88
DBCVA1	Concave (160mm min/225mm max)	W	2	34.98	174.88

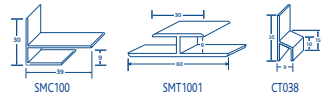


Code	Description	Colour	Size mm	Pack Qty	Price Pack (£)
DGF1	Gable Finial	W	340	10	95.38



Fascia/Soffit Trims

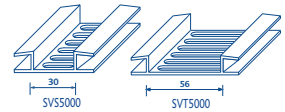
Code	Description	Colour	Pack Qty	Price Mtr (£)	Price Lgth (£)
SMC100	Soffit to wall trim	W	10	5.35	26.77
SMT1001	Soffit Joint	W	10	5.64	28.21
CT038	Felt Roof Edge Trim	W	10	4.85	24.25



Soffit ventilators

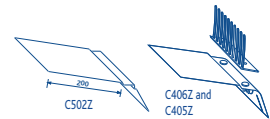
SVS5000	10mm Fascia/Soffit Ventilator (1)	W	5	8.32	41.58
SVT5000	25mm Fascia/Soffit Ventilator (2)	W	5	11.35	56.76

NOTES: (1) 10mm Airflow (2) 25mm Airflow.



Over Fascia Protection/Ventilation

C502	Fascia Protection (2.5m)	Z	5	-	108.98
C406	Vented Eaves Protector (1m)	Z	30	-	594.71
C405	Bird Comb (for C406Z) (1m)	Z	30	-	51.96
C504	Over Fascia Ventilator -10mm (1m)	Z	25	-	191.24
C505	Over Fascia Ventilator -25mm (1m)	Z	20	-	207.18




Dry Verge Systems

Verge Master - Handed



Code	Description	Colour	Pk Qty (£)	Price (£)
DVLH**50	Verge Unit Left	GR/BR/BL	50	224.00
DVRH**50	Verge Unit Right	GR/BR/BL	50	224.00
DVLH5**30	Starter Unit Left	GR/BR/BL	30	86.40
DVRH5**30	Starter Unit Right	GR/BR/BL	30	86.40
DVRCA**10	Angled Ridge Cap	GR/BR/BL	10	54.40
DVRCR**10	Round Ridge Cap	GR/BR/BL	10	54.40
DVBEC50*	Batten End Clip		50	64.00

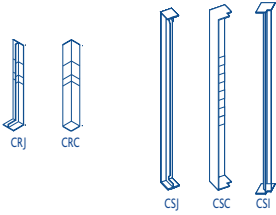


Verge Wizard - Universal

DVU**60	Verge Unit	GR/BR/BL	60	194.00
DVUS**30	Starter Unit	GR/BR/BL	30	74.40
DVRCA**10	Angled Ridge Cap	GR/BR/BL	10	54.40
DVRCR**10	Round Ridge Cap	GR/BR/BL	10	54.40
DVBEC50*	Batten End Clip		50	64.00

* The batten end clip is stainless steel and not coloured ** Please enter colour code here when ordering
More information can be found at www.dryvergesystems.co.uk GR = Grey BR = Brown BL = Black

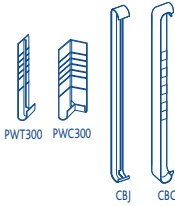
W = White Z = Black



Corners and Joints

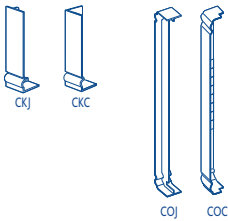
Square Corners & Joints

Code	Description	Colour	Size mm	Pack Qty	Price Pack (£)
CRJ	Square Fascia Joint	W/J	300	10	51.17
CRC	Square 90° Fascia Corner	W/J	300	10	68.94
CSJ	Square Face-fix Joint	W	500	2	22.23
CFJ*	Flat Face-fix Joint	W	500	2	22.23
CSC	Square 90° Face-fix Corner	W	500	2	24.47
CSI	Square 90° Internal Corner	W	500	2	24.47



Prime Corners & Joints

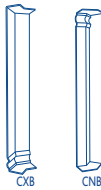
PWC300	Prime 90° Corner (Bullnose)	W	300	10	75.41
PWT300	Prime Joint (Bullnose)	W	300	10	68.57
CBJ	Prime Joint (Bullnose)	W	500	2	22.23
CBC	Prime 90° Corner (Bullnose)	W	500	2	24.47
CBJ*	Prime 90° Internal Corner (Bullnose)	W	500	2	22.76



Ogee Corners & Joints

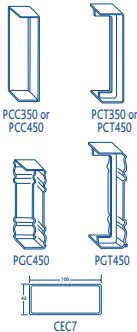
CKJ	Ogee Joint	W	300	10	51.17
CKC	Ogee 90° Corner	W	300	10	68.94
COJ	Ogee Joint	W	500	2	22.23
COC	Ogee 90° Corner	W	500	2	24.47
COJ*	Ogee 90° Internal Corner**	W	500	2	24.47

**Suitable for 7mm boards only



135° Ogee/Square Corners

CXB	135° External Corner	W	410	5	149.61
CNB	135° Internal Corner	W	410	5	162.87



For 7mm boards only

PCC450	Square 90° Corner	W	462	10	92.27
PCT450	Square Joint	W	462	10	73.37
PGC450	Ogee 90° Ext. Corner	W	462	10	92.27
PGT450	Ogee Joint	W	462	10	73.37
CEC7	100mm Cover Board End Cap	W	100	10	18.81
CEC10*	300mm Cover Board End Cap	W	300	10	24.68

SoffiMulti-Purpose Boards (9mm)



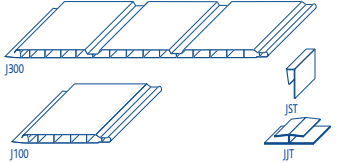
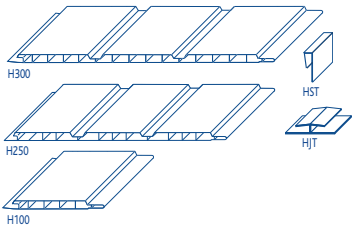
Code	Description	Colour	Pack Qty	Price Mtr (£)	Price Lgth (£)
SM605	605mm Soffit	W	1	53.37	266.87
SM500	500mm Soffit	W	1	44.10	220.48
SM450	450mm Soffit	W	1	35.58	177.92
SM405	405mm Soffit	W/J	1	30.46	152.30
SM300	300mm Soffit	W/J	2	23.66	118.31
SM250	250mm Soffit	W/J	2	20.97	104.83
SM225	225mm Soffit	W/J	2	16.05	80.27
SM201	200mm Soffit	W/J	2	15.12	75.59
SM175	175mm Soffit	W/J	2	14.96	74.82
SM150	150mm Soffit	W/J	2	11.72	58.60
SM100	100mm Soffit	W	5	6.94	34.69
SM100F	100mm Soffit (2 finished edges)	W	5	7.56	37.81
SM300GW	300mm Soffit (grooved)	W	2	24.21	121.06



Note:
Mahogany, Light Oak, Rosewood, Black, Irish Oak, Anthracite Grey, White and Cream woodgrain foiled versions of this profile are also available. For further details see page 14.
For co-extruded colours Anthracite, Light Grey, Hazy Grey and Anthracite Grey see page 6.

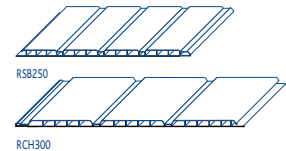
Hollow Soffit Profiles

H300	300mm Hollow Soffit	W	4	8.39	41.96
H250	250mm Hollow Soffit	W	4	7.97	39.85
H100	100mm Hollow Soffit	W	10	2.93	14.67
HST	Hollow Soffit Edge Trim	W	10	3.28	16.42
HJT	Hollow Soffit Joint	W	10	6.23	31.13
J300	300mm Hollow Soffit	W	5	7.16	35.81
J300	300mm Hollow Soffit	A/B	5	8.59	42.97
J100	100mm Hollow Soffit	W	10	2.53	12.66
JST	Hollow Soffit Starter	A/B	10	3.77	18.86
JJT	Hollow Soffit Joint	A/B	10	7.16	35.81
RSB250	250mm Hollow Soffit (4 Plank)	W	5	6.00	30.00
RCH300	300mm Hollow Soffit	W	5	7.40	37.00



Vented Soffit (9mm) 10mm Air Gap

SM605V	605mm Pre-Vented Soffit	W	1	54.22	271.08
SM450V	450mm Pre-Vented Soffit	W	1	39.94	199.72
SM405V	405mm Pre-Vented Soffit	W	1	35.49	177.45
SM300V	300mm Pre-Vented Soffit	W	2	28.00	139.98
SM250V	250mm Pre-Vented Soffit	W	2	23.57	117.87
SM225V	225mm Pre-Vented Soffit	W	2	21.90	109.52
SM200V	200mm Pre-Vented Soffit	W	2	20.46	102.30
SM175V	175mm Pre-Vented Soffit	W	2	19.13	95.63
SM150V	150mm Pre-Vented Soffit	W	2	15.81	79.05



Note:
Mahogany, Light Oak, Rosewood, Black woodgrain foiled versions of this profile are also available. For further details see page 14.

Vented Soffit (9mm) 25mm Air Gap

SN450V	450mm Pre-Vented Soffit	W	1	41.04	205.21
SN300V	300mm Pre-Vented Soffit	W	2	29.08	145.39
SN225V	225mm Pre-Vented Soffit	W	2	23.00	114.98
SN150V	150mm Pre-Vented Soffit	W	2	16.91	84.54



W=White J=Bright White A=Black B=Brown

SHADES of GREY (co-extruded) Roofline Profiles

Square Fascia (16mm)

Code	Description	Colour	Pack Qty	Price Mtr (£)	Price Lgth (£)
CSF405	405mm x 16mm Fascia (D/E)	A/E/G	1	70.13	350.66
CSF355	355mm x 16mm Fascia (D/E)	A/E/G	1	60.39	301.94
CSF250	250mm x 16mm Fascia	A/E/G	2	47.78	238.90
CSF225	225mm x 16mm Fascia	A/E/G	2	42.38	211.88
CSF200	200mm x 16mm Fascia	A/E/G	2	35.47	177.35
CSF175	175mm x 16mm Fascia	A/E/G	2	30.82	154.10
CSF150	150mm x 16mm Fascia	A/E/G	2	28.51	142.55



Fascia/Cover (9mm)

Code	Description	Colour	Pack Qty	Price Mtr (£)	Price Lgth (£)
SFN405	405mm Square Fascia/Cover (D/E)	A/E/G	1	50.52	252.58
SFN225	225mm Square Fascia/Cover	A/E/G	2	26.27	131.35
SFN200	200mm Square Fascia/Cover	A/E/G	2	23.43	117.15
SFN175	175mm Square Fascia/Cover	A/E/G	2	21.09	105.45



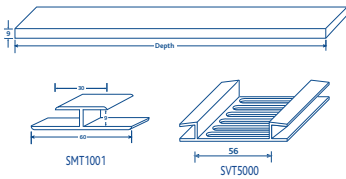
Code	Description	Colour	Pack Qty	Price Mtr (£)	Price Lgth (£)
CK405	405mm Ogee Fascia/Cover (D/E)	A	1	50.52	252.58
CK250	250mm Ogee Fascia/Cover	A	1	31.57	157.87
CK225	225mm Ogee Fascia/Cover	A	2	26.27	131.35
CK200	200mm Ogee Fascia/Cover	A	2	23.43	117.15
CK175	175mm Ogee Fascia/Cover	A	2	21.09	105.45
CK150	150mm Ogee Fascia/Cover	A	2	18.94	94.72



9mm Capped in foiled and colour finishes is not suitable for use as a fascia board or bargeboard

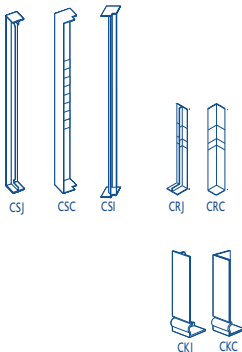
SoffiMulti-Purpose Boards (9mm)

SM605	605mm x 9mm Flat Board	G	1	73.46	367.30
SM405	405mm x 9mm Flat Board	A/E/G	1	44.91	224.54
SM300	300mm x 9mm Flat Board	A/E/G	2	36.73	183.63
SM200	200mm x 9mm Flat Board	A/E/G	2	20.33	101.63
SM150	150mm x 9mm Flat Board	A/E/G	2	15.12	75.58
SMT1001	Soffit Joint Trim	A/E/G	10	10.80	54.01
SVT5000	25mm Soffit Ventilator	A	5	12.37	61.85



Corners & Joints

CSJ	Square Face-Fix Joint (500mm)	A/E/G	2	-	60.71
CSC	Square Face-Fix Corner (500mm)	A/E/G	2	-	70.03
CSI	Square Internal Corner (500mm)	A/E/G	2	-	85.21
CRJ	Square Fascia Joint (300mm)	A/E/G	10	-	122.36
CRC	Square Fascia Corner (300mm)	A/E/G	10	-	158.56
CKC	Ogee Fascia Corner (300mm)	A	10	-	158.56
CKJ	Ogee Fascia Joint (300mm)	A	10	-	122.36
COI	Ogee Fascia Int. Corner (500mm) *	A	2	-	85.21

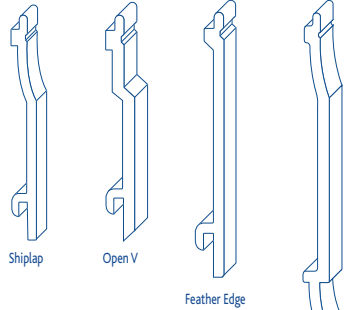


A = Anthracite E = Light Grey G = Anthracite Grey
*Not illustrated

Cladding System

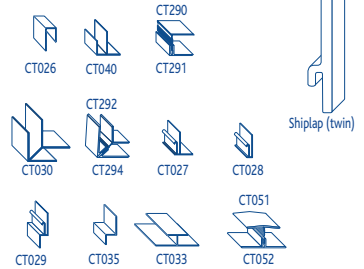


Code	Description	Colour	Pack Qty	Price Mtr (£)	Price Lgth (£)
CS100	100mm Shiplap	W	5	74.72	37.36
CS150	150mm Shiplap	W*	5	73.23	54.92
CS300	300mm Shiplap (twin plank)	W	2	84.21	126.32
CV100	100mm Open V	W*	5	74.72	37.36
CV150	150mm Open V	W	5	73.23	54.92
CF125	125mm Feather Edge	W	5	73.28	45.80

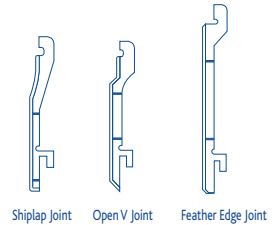


Cladding Trims

Code	Description	Colour	Pack Qty	Price Mtr (£)	Price Lgth (£)
CT026	Universal Channel	W	10	4.09	20.47
CT040	Universal Channel + Cover	W	10	4.71	23.53
CT290	2-Part Universal Trim (Male)	W	10	4.54	22.68
CT291	2-Part Universal Trim (Female)	W	10	4.54	22.68
CT030	External Corner Trim	W	5	9.33	46.63
CT292	2-Part Corner Trim (Male)	W	5	5.22	26.12
CT294	2-Part Corner Trim (Female)	W	5	7.69	38.45
CT027	Universal Starter	W	10	4.62	23.11
CT028	Wall Starter	W	10	4.49	22.43
CT029	Drip Starter	W	10	6.23	31.13
CT035	Drip Trim	W	10	5.95	29.76
CT033	Centre Joint	W	5	8.90	44.49
CT051	2-Part Joint (Male)	W	5	4.00	20.00
CT052	2-Part Joint (Female)	W	5	6.31	31.57

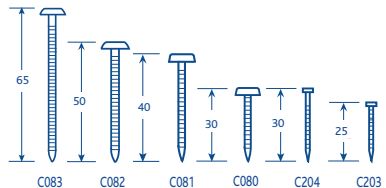


Code	Description	Colour	Pack Qty	Price Lgth (£)
CJ042	100mm Shiplap Joint	W	10	15.78
CJ043	150mm Shiplap Joint	W	10	14.45
CJ045	300mm Shiplap Joint	W	5	16.76
CJ281	100mm Open V Joint	W	10	15.78
CJ044	150mm Open V Joint	W	10	14.45
CJ057	125mm Feather Edge joint	W	10	14.45



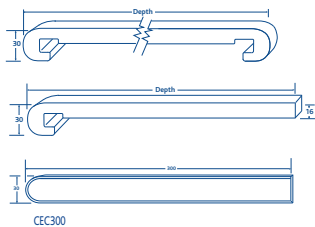
Fixings

Code	Description	Colour	Pack Qty	White (£)	Colours (£)
C083	65mm Plastic Headed Nails	All Finishes	100	29.54	34.65
C082	50mm Plastic Headed Nails	W/Z	100	26.77	30.90
C081	40mm Plastic Headed Pins	All Finishes	250	35.47	40.95
C080	30mm Plastic Headed Pins	W	250	31.90	-
C204	30mm Fixing Pins	S	250	12.69	-
C203	25mm Fixing Pins	S	250	12.13	-



W = White J = Bright White Z=Black S=Stainless Steel

*Additional colours available page 16



Prime Window Boards (16mm)

Code	Description	Colour	Pack Qty	Price Mtr (£)	Price Lgth (£)
FWB455	455mm Bullnose Fascia (D/E)	W	1	48.20	240.99
FWB405	405mm Bullnose Fascia (D/E)	W	1	39.92	199.62
FWB355	355mm Bullnose Fascia (D/E)	W	1	35.14	175.68
FWB250	250mm Bullnose Fascia	W	2	26.60	132.98
FWB225	225mm Bullnose Fascia	W	2	23.84	119.20
FWB200	200mm Bullnose Fascia	W	2	19.68	98.39
FWB175	175mm Bullnose Fascia	W	2	17.75	88.74
FWB150	150mm Bullnose Fascia	W	2	15.79	78.96
Code	Description	Colour	Pack Qty	Price Pack (£)	
CEC300W10	Prime End cap (300mm)	W	10 pairs		49.62

Bullnose Window Boards (9mm)

Code	Description	Colour	Pack Qty	Price Mtr (£)	Price Lgth (£)
BNW405	405mm Bullnose Window Board	W	1	32.47	162.36
BNW300	300mm Bullnose Window Board	W	2	24.28	121.41
BNW250	250mm Bullnose Window Board	W	2	20.24	101.18
BNW225	225mm Bullnose Window Board	W	2	19.13	95.63
BNW200	200mm Bullnose Window Board	W	2	17.79	88.94
BNW175	175mm Bullnose Window Board	W	2	15.66	78.29
BNW150	150mm Bullnose Window Board	W	2	13.34	66.72
Code	Description	Colour	Pack Qty	Price Pack (£)	
CEC4W10	Long B/N End Cap (300mm)	W	10		22.23
CEC5W05	B/N End Cap (135mm)	W	5		7.90

Reveal/Cover (9mm)

Depth measured internally

Code	Description	Colour	Pack Qty	Price Mtr (£)	Price Lgth (£)
SFN595	595mm Square Reveal/Cover	W	1	65.20	325.99
SFN390	390mm Square Reveal/Cover	W	1	32.09	160.44
SFN385	385mm Square Reveal/Cover (D/E)	W	1	33.03	165.16
SFN290	290mm Square Reveal/Cover	W/J	1	26.11	130.54
SFN240	240mm Square Reveal/Cover	W/J	2	21.17	105.87
SFN225	225mm Square Reveal/Cover	W	2	18.41	92.06
SFN215	215mm Square Reveal/Cover	W/J	2	18.05	90.23
SFN200	200mm Square Reveal/Cover	W	2	17.68	88.41
SFN190	190mm Square Reveal/Cover	W/J	2	16.05	80.24
SFN175	175mm Square Reveal/Cover	W	2	14.41	72.03
SFN165	165mm Square Reveal/Cover	W/J	2	14.14	70.70
SFN150	150mm Square Reveal/Cover	W	2	13.87	69.37
SFN140	140mm Square Reveal/Cover	W/J	2	12.77	63.86
SFN090	90mm Square Reveal/Cover	W	2	11.66	58.28
Code	Description	Colour	Pack Qty	Price Pack (£)	
CEC8W20	Cover Board End Cap (50mm)	W	20		22.23
CEC9W10	Long Cover Board End Cap (300mm)	W/J	10		22.23



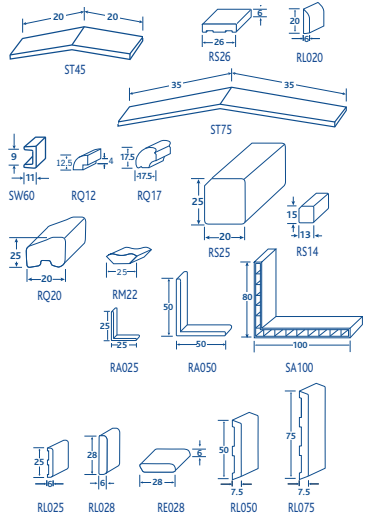
NOTE: 7mm Cover Board (see Page 6) can also be used as a window board along with End Caps CEC7W10 and CEC10W10.

W = White J = Bright White

Window Trims



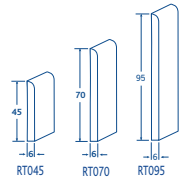
Code	Description	Colour	Pack Qty	Price Mtr (£)	Price Lgth (£)
ST45	Flexible strip	W	10	2.55	12.75
ST75	Flexible strip	W	10	3.65	18.24
SW60	9mm Channel	W	20	1.97	9.86
RQ12	12mm Quadrant	W/J	20	1.27	6.33
RQ17	17.5mm Quadrant	W/J	20	1.71	8.56
RQ20	20 x 15mm Bead	W	20	3.20	16.00
RS14	15 x 13mm Rectangle	W/J	25	2.03	10.17
RS25	25 x 20mm Rectangle	W/J	10	5.93	29.64
RS26	26 x 6mm Batten	W/J	25	1.50	7.48
RM22	Scotia Mould	W	20	1.86	9.29
RL020	20mm Edge Mould	W/J	25	1.24	6.20
RA025	25mm x 25mm Angle	W	20	1.77	8.86
RA050	50mm x 50mm Angle	W	10	6.67	33.37
SA100	80 x 100mm Hollow Angle	W	5	12.05	60.26
RL025	25mm Dee Mould	W/J	25	1.46	7.29
RL028	28mm Dee Mould(f/b)	W	25	1.57	7.87
RE028	28mm Edge Trim	W	25	1.84	9.20
RL050	50mm Dee Mould	W	10	3.28	16.42
RL075	75mm Dee Mould	W	10	4.19	20.96



Skirtings and Architraves

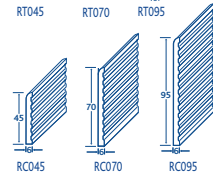
6mm Skirting/Architrave (Flat Backed)

RT045	45mm Architrave	W/J	10	2.93	14.66
RT070	70mm Skirting	W/J	10	3.28	16.42
RT095	95mm Skirting	W/J	5	4.98	24.89



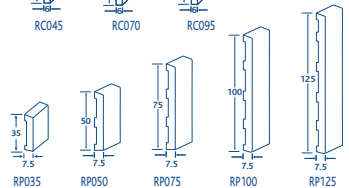
6mm Skirting/Architrave (Castellated)

RC045	45mm Architrave	W/J	10	2.93	14.66
RC070	70mm Skirting	W/J	10	3.28	16.42
RC095	95mm Skirting	W/J	5	4.98	24.89



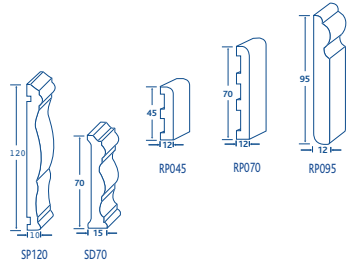
7mm Skirting/Architrave

RP035	35mm Architrave	W	10	2.48	12.42
RP050	50mm Architrave/Skirting	W	10	3.22	16.12
RP075	75mm Architrave/Skirting	W	10	3.56	17.78
RP100	100mm Architrave/Skirting	W	5	5.34	26.68
RP125	125mm Skirting	W	5	6.76	33.80



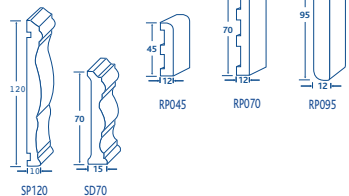
12mm Skirting/Architrave

RP045	45mm Architrave	W	10	3.82	19.12
RP070	70mm Skirting	W	10	4.98	24.89
RP095	95mm Ogee Skirting	W	5	9.18	45.91



Decorative Profiles

SD70	Classic Architrave	W	10	9.17	45.86
SP120	Classic Architrave	W	7	16.01	80.03



W = White J = Bright White

Plaslyne Angles & Rigid Window Boards



Solid Angle



Flexi Angle



Rigid Window Board



End Cap

Angles

Code	Description
PSA23X65	23 X 65mm Solid Angle
PSA25x25	25 x 25mm Solid Angle
PSA32x32	32 x 32mm Solid Angle
PSA40x40	40 x 40mm Solid Angle
PSA50x50	50 x 50mm Solid Angle
PSA60x60	60 x 60mm Solid Angle
PSA80x80	80 x 80mm Solid Angle
PSA100x100	100 x 100mm Solid Angle
PFL50	50mm Flexi Angle
PFL70	70mm Flexi Angle
PFL100	100mm Flexi Angle
PFL150	150mm Flexi Angle
PWB175	175mm Rigid Window Board
PWB245	245mm Rigid Window Board
PWBBCAP	100mm End Cap

Keyboard Laminated Window Boards

Bullnose (22mm thick)



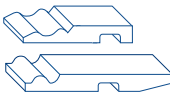
Important Information:
Keyboard internal window boards are Melamine laminate, bonded to a P3 moisture resistant chipboard core.

Code	Description
KB150	150mm Bullnose Window Board
KB180	180mm Bullnose Window Board
KB200	200mm Bullnose Window Board
KB225	225mm Bullnose Window Board
KB250	250mm Bullnoses Window Board
KB300305	300mm Bullnose Window Board
KB300	300mm Bullnose Window Board
KB6003	600mm Bullnose Window Board
KB900	900mm Bullnose Window Board

Accessories

Code	Description
KBEC	End Cap (Plain)
KBMS	Internal Mitre Joint (Plain)
KBEMS	External Mitre Joint (Plain)

Skirting and Architraves



Skirting and Architrave profiles are polyester laminate bonded to a moisture resistant MDF core.

Code	Description
KA68	68mm Ogee
KS94	94mm Torus
KS144	144mm Torus

Std Length	Pack Qty	Colour	Price Lgth (£)
5m	10	B	7.00
5m	20	B	3.68
5m	10	B	5.60
5m	20	B	7.26
5m	10	B	8.84
5m	10	B	16.80
5m	5	B	19.98
5m	5	B	25.53
5m	5	B	6.40
5m	10	B	8.20
5m	10	B	9.60
5m	5	B	27.08
5m	2	B	19.00
5m	2	B	23.80
-	50	B	13.86pk

Std Length	Pack Qty	Price (W) (£)	Price (WG) (£)	Price (LO) (£)	Price (RW) (£)	Price (P) (£)
5m	1	33.14	-	33.14	33.14	-
5m	1	38.36	-	38.36	38.36	38.36
5m	1	39.44	39.44	39.44	39.44	39.44
5m	1	44.51	44.51	44.51	44.51	44.51
5m	1	47.84	47.84	47.84	47.84	47.84
3.05m	1	40.60	-	40.60	40.60	40.60
5m	1	73.23	-	73.23	73.23	73.23
3.05m	1	62.25	-	62.25	62.25	62.25
3.05m	1	96.69	-	-	-	-

Std Length	Pack Qty	Price (W) (£)	Price (WG) (£)	Price (LO) (£)	Price (RW) (£)	Price (P) (£)
-	10 Pairs	12.47	12.47	12.47	-	-
-	10 Pairs	19.62	19.62	19.62	-	-
-	10 Pairs	29.97	-	-	-	-

Std Length	Pack Qty	Price (W) (£)	Price (WG) (£)	Price (LO) (£)	Price (RW) (£)	Price (P) (£)
4.4m	1	16.46	-	16.46	14.38	16.46
4.4m	1	17.07	-	17.07	-	17.07
4.4m	1	23.09	-	23.09	-	23.09

W = White WG = Mahogany LO = Light Oak RW = Rosewood P = Pine B = Brilliant White

Foiled Profiles - Roofline

Replacement Fascia (16mm)



Code	Description	Std Length
CSF405	405mm Square Fascia (D/E)	5m
CSF250	250mm Square Fascia	5m
CSF225	225mm Square Fascia	5m
CSF200	200mm Square Fascia	5m
CSF175	175mm Square Fascia	5m
CSF150	150mm Square Fascia	5m

Tudor Board (20mm Flat - no soffit groove)

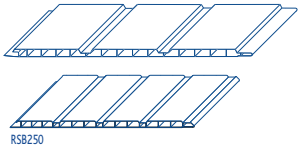


JTF150	150mm Flat Fascia	5m
--------	-------------------	----

Soffit (9mm Flat)



SM405	405mm x 9mm Soffit	5m
SM300	300mm x 9mm Soffit	5m
SM250	250mm x 9mm Soffit	5m
SM225	225mm x 9mm Soffit	5m
SM200	200mm x 9mm Soffit	5m
SM175	175mm x 9mm Soffit	5m
SM150	150mm x 9mm Soffit	5m
SM100	100mm x 9mm Soffit	5m



RSB250

Hollow Soffit (9mm Flat)

H300	300mm Hollow Soffit	5m
HST	Hollow Soffit Edge Trim	5m
HJT	Hollow Soffit Joint Trim	5m
RSB250	250mm Hollow Soffit (4 Plank)	5m

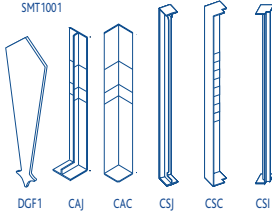
Soffit (9mm Vented)



SM405V	405mm Vented Soffit	5m
SM300V	300mm Vented Soffit	5m
SM225V	225mm Vented Soffit	5m
SM175V	175mm Vented Soffit	5m
SM150V	150mm Vented Soffit	5m



SMT1001



DGF1

CAJ

CAC

CSJ

CSC

CSI

Joints and Corners

Code	Description	Std Length
SMT1001	Soffit Joint	5m
DGF1	Gable Finial	340mm
CAJ	Fascia Joint	300mm
CAC	90° Fascia Corner	300mm
CSJ	Square Face-Fix Joint	500mm
CSC	90° Face-Fix Corner	500mm
CSI	Square Internal Corner	500mm

Pack Qty	Price (M) (£)	Price (C) (£)	Price (R) (£)	Price (Q) (£)	Price (Z) (£)	Price (X) (£)	Price (K) (£)	Price (D) (£)
1	367.20	384.67	400.21	439.75	400.21	444.23	444.23	444.23
2	234.59	244.80	254.96	270.26	254.96	283.00	-	-
2	214.20	224.40	234.59	248.66	234.59	260.39	260.39	260.39
2	193.80	199.92	210.10	222.71	210.10	233.21	-	233.21
2	183.58	187.69	199.92	211.92	199.92	221.91	221.91	221.91
2	173.39	183.58	191.75	203.25	191.75	212.84	212.84	212.84
2	218.62	229.43	251.35	-	251.35	-	-	-

1	237.02	249.07	268.10	284.19	268.10	297.59	-	297.59
2	177.95	186.91	197.57	209.43	197.57	219.30	-	219.30
2	-	-	-	-	161.90	179.78	-	-
2	111.21	116.77	122.00	129.32	122.00	135.42	135.42	-
2	98.02	102.91	107.50	113.95	107.50	119.33	-	119.33
2	84.80	88.99	93.04	98.63	93.04	103.27	103.27	-
2	73.37	77.02	80.59	85.43	80.59	89.45	89.45	89.45
5	50.25	52.75	55.16	-	55.16	-	-	-

5	160.48	165.18	175.65	184.43	175.65	204.80	-	-
10	44.70	47.60	51.33	53.90	51.33	57.20	-	-
10	55.57	58.97	64.02	67.22	64.02	71.10	-	-
5	-	153.20	-	-	-	-	-	-

1	357.00	374.97	398.27	-	398.27	-	-	-
2	295.79	309.09	322.29	-	322.29	357.74	-	-
2	224.40	224.40	246.82	-	246.82	-	-	-
2	192.74	197.87	210.10	-	210.10	-	-	-
2	182.64	192.74	204.63	-	204.63	-	-	-

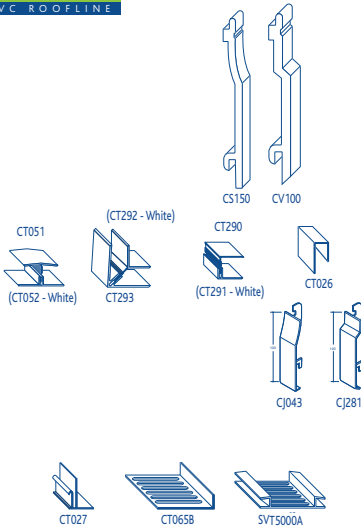
Pack Qty	Price Pk (M) (£)	Price Pk (C) (£)	Price Pk (R) (£)	Price Pk (Q) (£)	Price Pk (Z) (£)	Price Pk (X) (£)	Price Pk (K) (£)	Price Pk (D) (£)
2	58.48	61.96	67.22	70.73	67.22	74.61	74.61	74.61
5	83.81	83.81	83.81	-	83.81	-	-	-
10	142.40	142.40	163.70	173.53	163.70	181.71	-	-
10	151.81	151.81	174.61	185.09	174.61	193.82	-	-
2	99.21	99.21	99.21	-	114.13	126.68	126.68	126.68
2	105.18	105.18	105.18	-	120.97	134.28	134.28	134.28
2	105.18	105.18	105.18	-	120.97	-	-	-

M = Mahogany
D = Cream

C = Light Oak
Z = Black

R = Rosewood Q = Irish Oak
X = Anthracite Grey (RAL 7016).

K = White



Cladding

Cladding Foiled

Code	Description	Std Length
CS150	150mm Shiplap Cladding	5m
CV100	100mm Open V	5m

Cladding Trims Foiled

CT026	Universal Channel	5m
CT051	2-Part Joint (M)*	5m
CT290	2-Part Universal Trim (M)*	5m
CT293	2-Part Corner Trim (F)*	5m

Cladding Trims Plain

CJ043	150mm Shiplap Joint Cover	
CJ281	100mm Open V Joint Cover	

Cladding Trims Plain

Code	Description	Std Length
CT027	Starter Trim (plain)	5m
CT065	60 x 15mm Vent (plain)	5m
SVT5000	25mm Ventilator (plain)	5m

Window Boards & Reveal Liners

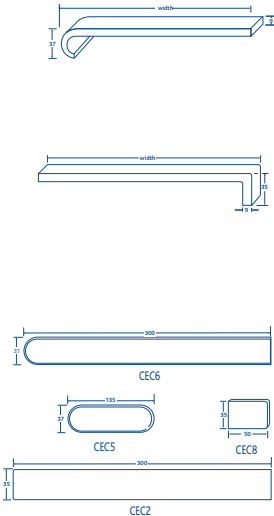
Code	Description	Std Length
BNW225	225mm B/N Window Board	5m
BNW175	175mm B/N Window Board	5m

Depth measured externally

SFN405	405mm Cover Board (D/E)	5m
SFN300	300mm Cover Board	5m
SFN250	250mm Cover Board	5m
SFN225	225mm Cover Board	5m
SFN200	200mm Cover Board	5m
SFN175	175mm Cover Board	5m
SFN150	150mm Cover Board	5m

End Caps

Code	Description	Std Length
CEC5	B/N Window Board E.Cap	135mm
CEC6	B/N Window Board E.Cap	300mm
CEC8	Cover Board End Cap	50mm
CEC2	Cover Board End Cap	300mm

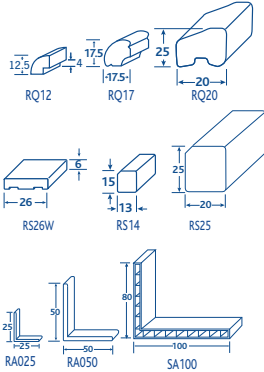


Pack Qty	Price (M) (£)	Price (C) (£)	Price (R) (£)	Price (Q) (£)	Price (Z) (£)	Price (X) (£)	Price (K) (£)	Price (D) (£)
5	122.41	134.70	134.70	–	152.24	157.00	–	–
5	102.00	112.18	112.18	–	126.83	–	–	–
5	46.93	50.00	50.00	–	55.44	60.20	–	–
5	61.19	65.27	65.27	–	73.78	79.74	–	–
5	40.82	47.55	47.55	–	48.39	52.30	–	–
5	81.59	85.68	85.68	–	96.78	104.40	–	–
10	91.76	96.38	96.38	–	105.57	117.70	–	–
10	88.66	93.11	93.11	–	101.91	–	–	–
10	24.63	24.63	–	–	–	–	–	–
5	33.73	33.73	–	–	–	–	–	–
5	61.85	–	–	–	–	–	–	–

NOTE: (M)* = Male, (F)* = Female

Pack Qty	Price (M) (£)	Price (C) (£)	Price (R) (£)	Price (Q) (£)	Price (Z) (£)	Price (X) (£)	Price (K) (£)	Price (D) (£)
2	126.75	126.75	129.28	143.55	–	–	–	–
2	101.40	101.40	103.43	–	–	–	–	–
1	242.18	253.01	258.07	333.96	299.19	333.96	333.96	333.96
2	181.62	187.10	190.76	–	201.58	226.60	–	–
2	149.59	154.06	157.11	–	165.16	185.66	–	–
2	124.56	128.23	130.76	143.55	135.42	152.20	152.20	152.20
2	112.31	115.57	117.89	–	121.42	138.78	–	–
2	100.06	103.06	105.11	114.71	108.22	121.60	121.60	121.60
2	93.75	96.57	98.47	–	101.44	114.00	–	–
5	11.66	11.66	–	–	–	–	–	–
10	81.85	81.85	81.85	98.37	–	–	–	–
20	24.16	24.16	–	–	–	–	–	–
10	73.09	73.09	73.09	87.70	73.09	–	–	–

A = Black (not foiled) B = Brown (not foiled)* M = Mahogany C = Light Oak R = Rosewood
 Q = Irish Oak K = White D = Cream Z = Black X = Anthracite Grey (RAL 7016)
 * For use with Mahogany & Rosewood profiles



Internal Trims

Code	Description	Std Length	Pack Qty
RQ12	12mm Quadrant	5m	20
RQ17	17.5mm Quadrant	5m	20
RQ18*	18mm Quadrant	5m	10
RQ20	20 x 15mm Bead	5m	20
RS26	26 x 6mm Batten	5m	25
RS14	15 x 13mm Rectangle	5m	25
RS25	25 x 20mm Rectangle	5m	10
RA025	25 x 25mm Angle	5m	20
RA050	50 x 50mm Angle	5m	10
SA100	100 x 80mm Hollow Angle	5m	5

Skirting & Architraves

7.5mm System

Code	Description	Std Length	Pack Qty
RP050	50mm Architrave	5m	10
RP075	75mm Skirting	5m	10
RP100	100mm Skirting	5m	5

6mm System

RL025	25mm D Section	5m	25
RD028	28mm D Section (flat back)	5m	10
RE028	28mm Edge Trim	5m	10
RL020	20mm Edge Section	5m	25
RT045	45mm Architrave	5m	10
RT070	70mm Skirting	5m	10
RT095	95mm Skirting	5m	5

5.5mm System

RK045	45mm Architrave	5m	4
RK065	65mm Skirting	5m	4
RK095	95mm Skirting	5m	4

* Not Illustrated

M = Mahogany

C = Light Oak

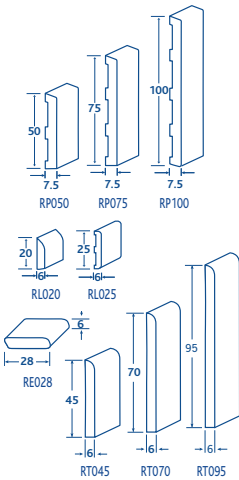
R = Rosewood

Q = Irish Oak

U = Sage

O = Claystone

I = Pebble Grey



Plaslyne Angles

Code	Description	Std Length
PSA25x25	25 x 25mm Solid Angle	5m
PSA32x32	32 x 32mm Solid Angle	5m
PSA50x50	50 x 50mm Solid Angle	5m



Price (M) (£)	Price (C) (£)	Price (R) (£)	Price (Q) (£)	Price (K) (£)	Price (D) (£)	Price (Z) (£)	Price (X) (£)	Price (L) (£)	Price (SX) (£)	Price (U) (£)	Price (O) (£)	Price (I) (£)
15.10	15.10	15.79	-	16.58	-	15.79	-	-	-	-	-	-
17.78	17.78	18.65	18.65	19.58	19.58	18.65	19.58	19.58	19.58	-	-	-
-	-	-	-	-	-	-	-	-	-	19.58	19.58	19.58
-	31.10	32.65	-	-	-	-	-	-	-	-	-	-
-	21.84	23.87	-	-	-	-	-	-	-	-	-	-
18.66	-	-	-	-	-	-	-	-	20.55	-	-	-
60.85	60.85	63.88	63.88	67.07	-	63.88	67.07	-	-	-	-	-
43.44	43.44	45.62	-	-	-	45.62	-	-	-	-	-	-
73.74	73.74	77.40	-	-	-	77.40	-	-	-	-	-	-
-	115.63	115.63	-	-	-	115.63	-	-	-	-	-	-

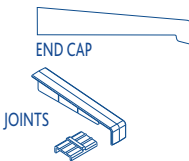
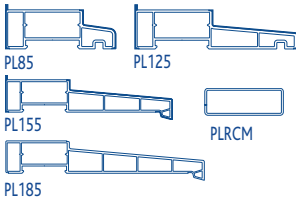
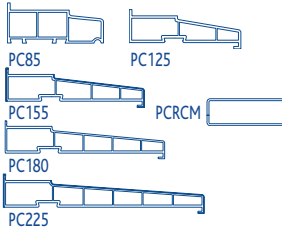
Price (M) (£)	Price (C) (£)	Price (R) (£)	Price (Q) (£)	Price (K) (£)	Price (D) (£)	Price (Z) (£)	Price (X) (£)	Price (L) (£)	Price (SX) (£)	Price (U) (£)	Price (O) (£)	Price (I) (£)
27.11	-	-	-	-	-	-	-	-	-	-	-	-
32.90	-	-	-	-	-	-	-	-	-	-	-	-
44.02	-	-	-	-	-	-	-	-	-	-	-	-

16.89	16.89	18.65	18.65	19.58	19.58	18.65	19.58	19.58	19.58	-	-	-
-	-	-	-	-	-	-	-	-	-	19.58	19.58	19.58
-	23.00	24.15	-	-	-	-	-	-	-	27.36	27.36	27.36
16.42	16.42	17.28	17.28	19.58	-	17.28	19.58	19.58	19.58	-	-	-
24.47	24.47	25.64	25.64	26.92	26.92	25.64	26.92	26.92	26.92	-	-	-
30.64	30.64	32.25	32.25	33.86	33.86	32.25	33.86	33.86	33.86	-	-	-
42.25	42.25	44.38	44.38	46.60	46.60	44.38	46.60	46.60	46.60	-	-	-
-	-	-	-	-	-	-	-	-	-	26.92	26.92	26.92
-	-	-	-	-	-	-	-	-	-	33.86	33.86	33.86
-	-	-	-	-	-	-	-	-	-	46.60	46.60	46.60

K = White D = Cream Z = Black X = Anthracite Grey (RAL 7016) L = Chartwell Green SX= Anthracite Grey (Smooth)

Pack Qty	Price (WG) (£)	Price (LO) (£)	Price (RW) (£)	Price (BA) (£)	Price (X) (£)
20	-	16.10	16.10	16.10	19.32
10	18.68	18.68	18.68	18.68	-
10	-	46.96	46.96	46.96	54.00

WG = Mahogany LO = Light Oak RW = Rosewood BA = Black Ash X = Anthracite Grey (RAL 7016)



Plaslyne Cills and Ancillaries

Standard Cills (60mm System)

Code	Description	Std Length
PC85	85mm Standard Cill	5m
PC125	125mm Standard Cill	5m
PC155	155mm Standard Cill	5m
PC180	180mm Standard Cill	5m
PC225	225mm Standard Cill	5m
PCRCM	Standard Reinforcement	5m

Ancillaries for Standard Cills (60mm System)

Code	Description	Std Length
PC85*CAP	End Cap 85mm (Plain)	-
PC125*CAP	End Cap 125mm (Plain)	-
PC155*CAP	End Cap 155mm (Plain)	-
PC180*CAP	End Cap 180mm (Plain)	-
PC225*CAP	End Cap 225mm (Foiled)	-

Code	Description	Std Length
PCJ155	Straight Joint 155mm (1) Plain	-
PCJ180	Straight Joint 180mm (2) Plain	-
P155135	Angled Joint 135° (3) Plain	-
P15590	Angled Joint 90° (3) Plain	-

Large Platform Cills (70mm System)

Code	Description	Std Length
PL85	85mm Large Platform Cill	5m
PL125	125mm Large Platform Cill	5m
PL155	155mm Large Platform Cill	5m
PL185	185mm Large Platform Cill	5m
PLRCM	Large Platform Reinforcement	5m

Large Platform Cills (70mm System) Extended Colour Range

Code	Description	Std Length
PL85	85mm Large Platform Cill	5m
PL155	155mm Large Platform Cill	5m
PL185	185mm Large Platform Cill	5m

Ancillaries for Large Platform Cills (70mm System)

Code	Description	Std Length
PL85*CAP	End Cap 85mm (Plain)	-
PL*CAP	Universal End Cap	-
PLCJ	Straight Joint (Plain)	-
PLCJ90	Straight Joint 90° (Plain)	-
PLCJU	Universal Joint 120°-150° (Plain)	-

Ancillary Profiles

PDB	Drip Bar	5m
PDBBCAP	Drip Bar End Cap	-

(1) Cut to fit 85 & 125 (2) Cut to fit 85, 125 & 155
(3) Suitable for all 155mm cills

Pack Qty	Price/Lgth (£) (B)	Price/Lgth (£) (WG)	Price/Lgth (£) (LO)	Price/Lgth (£) (RW)	Price/Lgth (£) (BR)	Price/Lgth (£) (BA)	Price/Lgth (£) (BL)
2	18.40	–	35.50	35.50	–	–	–
2	30.00	51.70	51.70	51.70	–	–	–
2	31.64	57.00	57.00	57.00	–	57.00	–
2	36.20	–	75.00	75.00	–	–	–
2	44.00	107.00	107.00	107.00	–	–	–
1	14.52	–	–	–	–	–	–

Pack Qty	Price/Lgth (£) (B)	Price/Lgth (£) (WG)	Price/Lgth (£) (LO)	Price/Lgth (£) (RW)	Price/Lgth (£) (BR)	Price/Lgth (£) (BA)	Price/Lgth (£) (BL)
Box 100	13.86	–	13.86	–	–	–	–
Box 100	18.44	18.44	–	–	–	–	–
Box 100	18.06	18.06	18.06	–	–	18.06	–
Box 100	23.80	–	23.80	–	–	–	–
Box 50	34.66	–	200.00	200.00	–	–	–

Pack Qty	Price/Lgth (£) (W)	Price/Lgth (£) (WG)	Price/Lgth (£) (LO)	Price/Lgth (£) (RW)	Price/Lgth (£) (BR)	Price/Lgth (£) (BA)	Price/Lgth (£) (BL)
Pack 10	26.00	–	–	–	–	–	–
Pack 10	26.00	–	26.00	–	26.00	–	–
Pack 10	26.00	–	26.00	–	26.00	–	–
Pack 10	26.00	–	26.00	–	26.00	–	–

Pack Qty	Price/Lgth (£) (B)	Price/Lgth (£) (WG)	Price/Lgth (£) (LO)	Price/Lgth (£) (RW)	Price/Lgth (£) (BR)	Price/Lgth (£) (BA)	Price/Lgth (£) (BL)
2	16.12	35.15	35.15	35.15	–	–	–
2	27.30	–	–	–	–	–	–
2	27.48	47.20	47.20	47.20	–	–	–
2	31.60	–	66.05	66.05	–	–	–
1	9.32	–	–	–	–	–	–

ge

Pack Qty	Price/Lgth (£) (WGW)	Price/Lgth (£) (LOW)	Price/Lgth (£) (RWW)	Price/Lgth (£) (BAW)
2	–	35.15	35.15	–
2	50.00	50.00	50.00	50.00
2	–	–	–	66.05

Pack Qty	Price/Lgth (£) (B)	Price/Lgth (£) (WG)	Price/Lgth (£) (LO)	Price/Lgth (£) (RW)	Price/Lgth (£) (BR)	Price/Lgth (£) (BA)	Price/Lgth (£) (BL)
Box 100	27.60	27.60	27.60	–	–	–	–
Box 50	25.24	25.24	25.24	–	–	–	25.24
Pack 10	32.80	32.80	32.80	–	–	–	–
Pack 10	34.40	34.40	34.40	–	–	–	–
Pack 10	34.40	34.40	34.40	–	–	–	–

10	8.00 ea
Box 100	21.20 pk

W = White B = Brilliant White WG = Mahogany LO = Light Oak RW = Rosewood BA = Black Ash BR = Brown BL = Black
 "W" added to the code denotes the foil colour on a white base

Important Information

Access Systems

SAFETY FIRST!

Never attempt to access the work area with an unsupported ladder or without a stable deck. Always use a full scaffold platform or a purpose made cantilevered deck system with guard rails in place.

Health and Safety

Full health and Safety information is available on request.

Storage & Handling

Load and unload by hand and support both ends of a 5m length when handling. Stack no higher than 1m, in packing sleeve on a flat base. Avoid contact with solvents, paint, creosote, bitumen etc.

Cutting/Shaping

Use conventional carpentry tools including fine toothed saws. Power tools may be run at speeds appropriate for timber. Nail and screw holes do not require pre-drilling.

Fascia Boards

All Concord 20mm/16mm boards and foiled boards are able to support the weight of the lower row of tiles without the need for a tilt fillet or kick plate.

Fixings

A4 grade stainless steel plastic headed nails or capped screws

Fixing	Code	Size	Qty	Max Centres
--------	------	------	-----	-------------

Roofline

16mm Fascia	Nail	C083	65mm	2	White 600mm Foiled 400mm Coloured 400mm
	Screw	C072	50mm	2	
9mm Cover Boards	Nail	C082	50mm	2	
	Screw	C071	40mm	2	
Flat Boards	Nail	C081	40mm	2	
	Screw	C071	40mm	2	

Cladding

White*	Nail	C204	30mm	1	
600mm to 2 storeys					
400mm 3 - 5 storeys					
Foiled*	Nail	C204	30mm	1	400mm

* Ensure plank ends are always nailed and that adequate ventilation is provided behind all foiled cladding installations (see reverse of Foiled Product Guarantee for details)

Expansion Gaps

Always leave a minimum 4mm expansion gap at the end of each board, ie where two boards meet leave 8mm overall.

Sealants

Use a low modulus silicone (BS 5889 Type A). Use a primer when bonding to GRP, stainless steel, aluminium or untreated wood. Do not use with polycarbonate sheet.

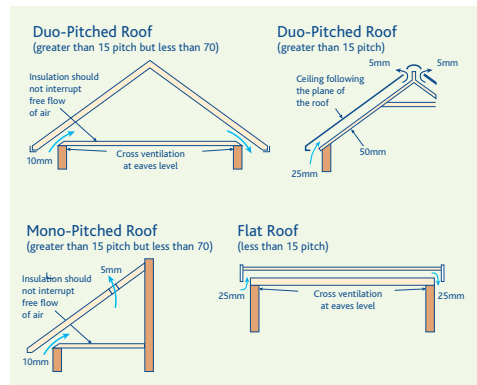
Asbestos

By law all asbestos materials must be removed by trained operatives under strictly controlled conditions. If you suspect that asbestos is present you should consult your Local Authority.

Ventilation

IMPORTANT - Roof voids must be ventilated in order to stop warm air condensing on cold surfaces. Condensation encourages rot and mould growth.

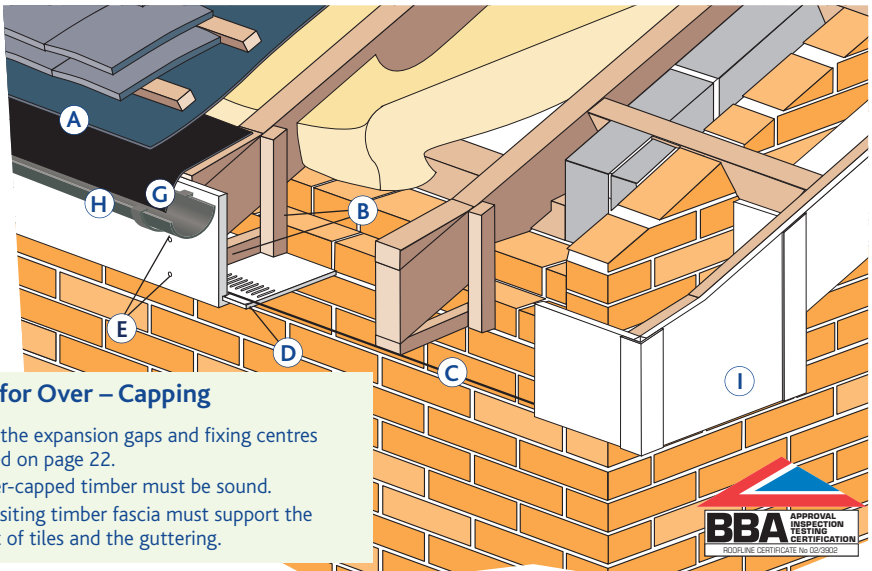
Foiled cladding installations can suffer from expansion and contraction due to heat absorption, therefore it is important to provide a free air path between vertical battens. Continuity of this ventilation path can be achieved by venting into the eaves or by leaving a 10mm air gap between the cladding and soffit.



Preparation Checklist

- Use proper access equipment (p22).
- Inspect for asbestos (p22).
- Push back the lower rows of tiles.
- Remove enough gutter, fascia, and soffit for one day's work only.
- Inspect rafters/laths and replace rotted timbers.
- Set up fixing points at maximum centres: white 600mm, coloured/foiled 400mm.
- Make sure ventilation is sufficient (p22).

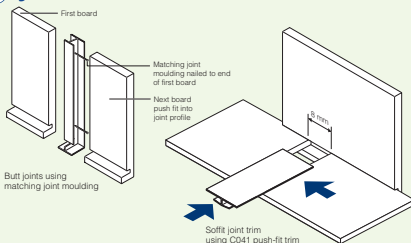
- E. Nail fascia board to rafter feet (check fixings p22) with sufficient height to create tile kick.
- F. Make soffit and fascia joints between rafters.
- G. Fit a dpc material under the existing felt. New material must dress into the gutter.
- H. Fit gutter brackets directly to replacement fascias of 16mm and above, in accordance with manufacturer's recommendations. Ensure correct fall in the gutter towards the down pipe.
- I. Box end construction. See p24.



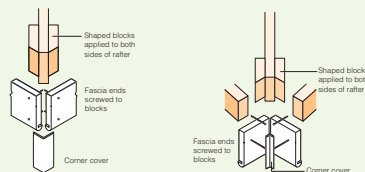
Notes for Over – Capping

1. Check the expansion gaps and fixing centres detailed on page 22.
2. All over-capped timber must be sound.
3. The existing timber fascia must support the weight of tiles and the guttering.

F Joints



B Support blocks at hipped corners

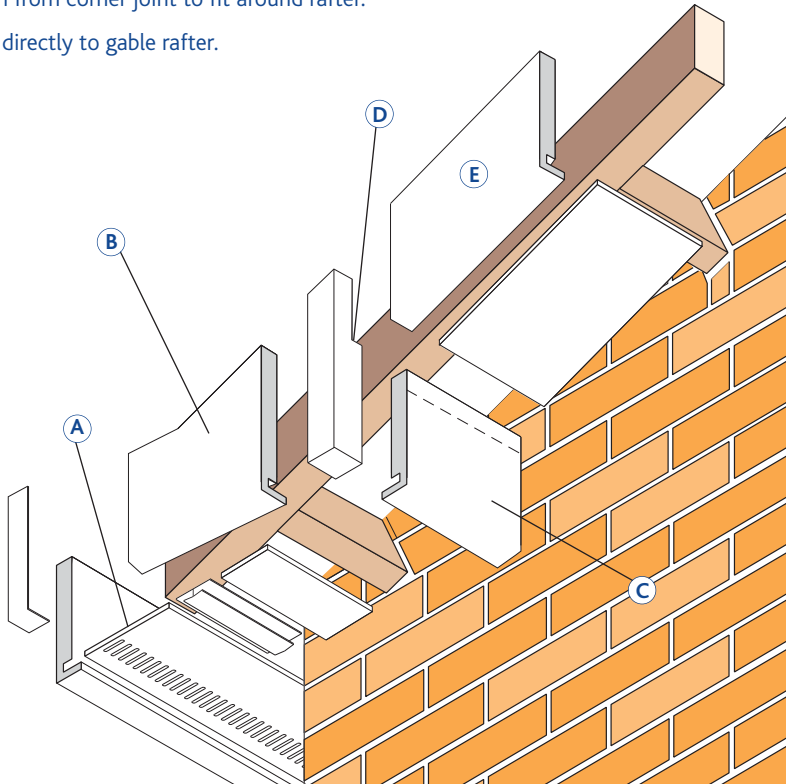


Box End Construction

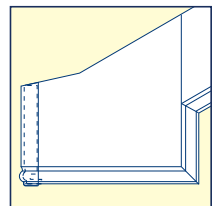
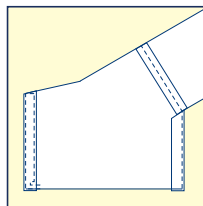
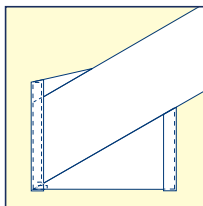
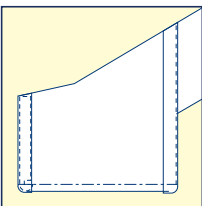
- A. Finish fascia level with the face of the rafter gable. Soffit should over hang by 10mm and may be cut square or mitred.

Note: Timber hangers should be installed as required to locate box end structure.

- B. Measure and cut box end from a deep board. Front edge should tilt up to match height of fascia board.
- C. Measure and cut fascia to form the return to gable wall.
- D. Remove section from corner joint to fit around rafter.
- E. Fix bargeboard directly to gable rafter.



Box End Construction Options

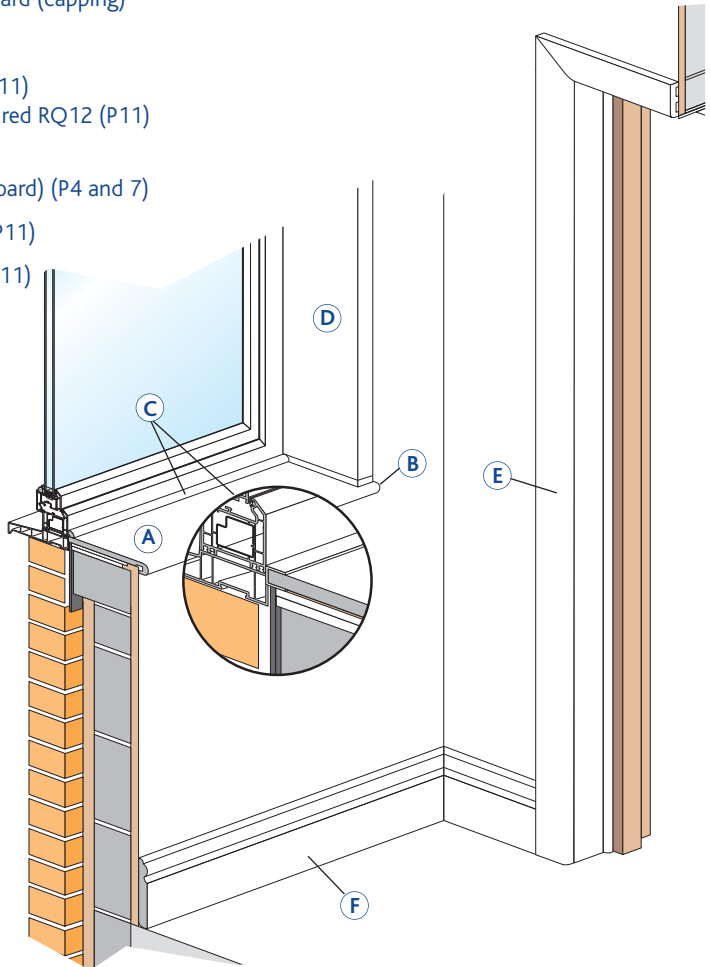


Window Boards & Trims

General

- Fix to dry, sound timber or masonry with a general purpose adhesive, where necessary, using stainless steel plastic headed screws or nails.
- Do not fix to damp surfaces. If there is any risk of damp after fixing, use a low modulus silicone.
- Rotten or damaged timber should be replaced before over capping. On irregular surfaces use packing pieces where needed.

- A. Window board; choice of:
16mm Bullnose (replacement unit)
9mm Bullnose Window Board (capping)
9mm Reveal/Cover Board (capping)
- B. End cap, cut to suit
- C. Choice of Trims (See P11)
12mm Quadrant featured RQ12 (P11)
- D. 9mm Reveal Liner
(Flat Board or Cover Board) (P4 and 7)
- E. Architrave Trims (See P11)
- F. Skirting Profiles (See P11)



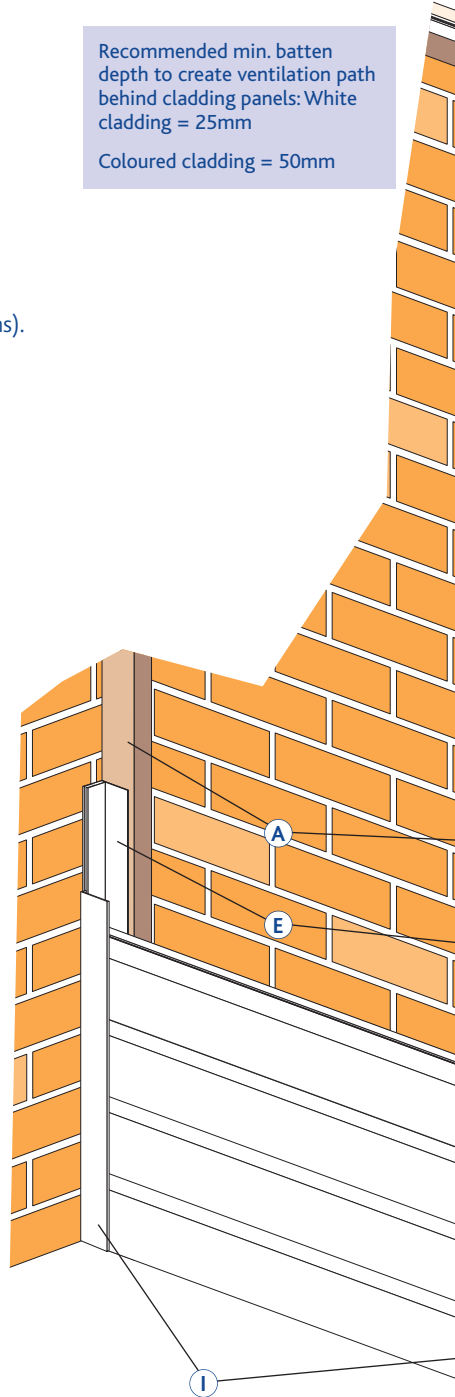
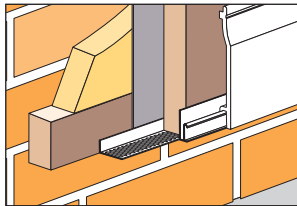
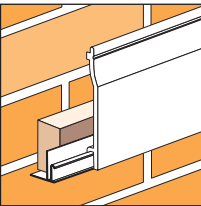
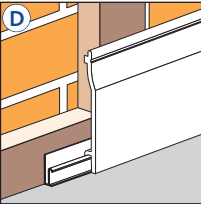
Cladding Installation – Sequence of Work

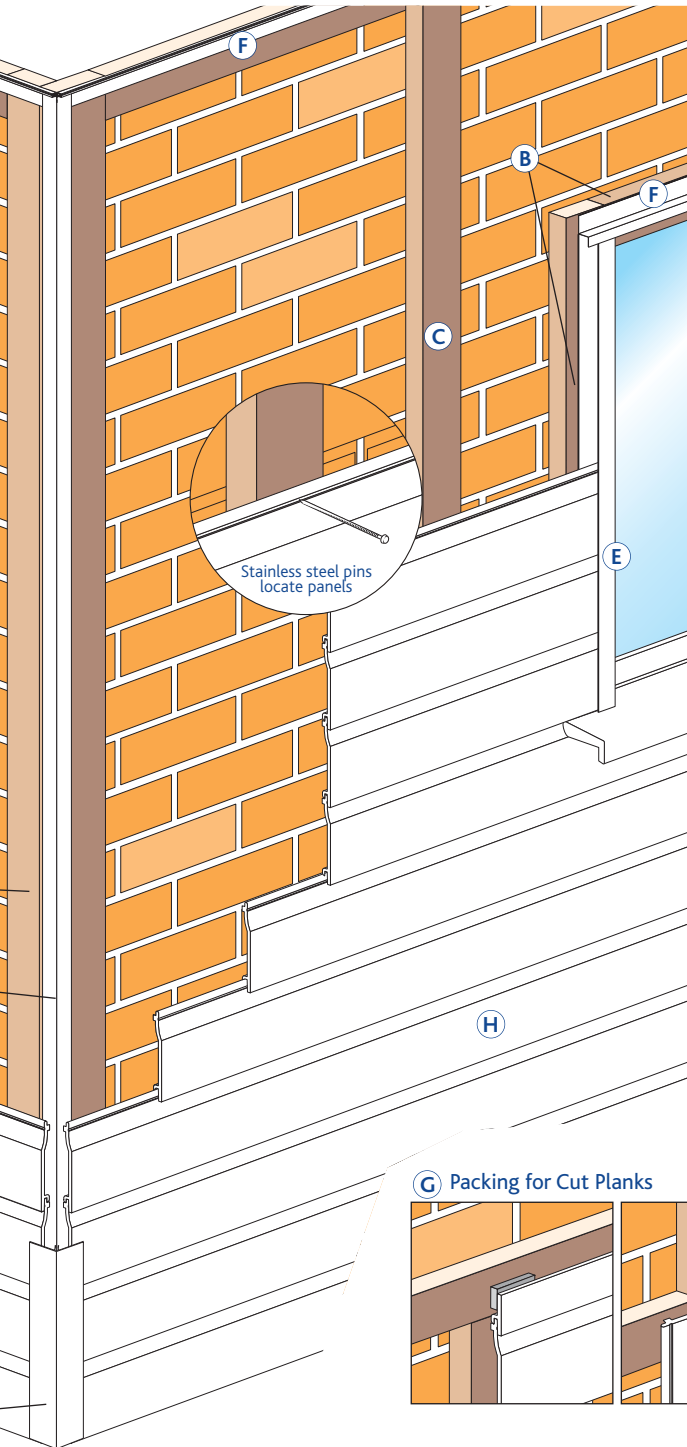
- A. Perimeter frame battens (recommended 25 x 38mm)
- B. Battens around openings.
- C. Intermediate vertical battens.
- D. Starter trims (or bottom angle ventilation strip, as appropriate, see inset illustrations).
- E. Vertical perimeter trims, corner trims (where two-part trims are used, fix only the inner part).
- F. Top perimeter trims (These engage inside the vertical trims).
- G. Packings to battens as required for any cut planks.
- H. Plank profiles and joint covers or centre joint trims as appropriate (see p 9).
- I. Outer components of two-part trims.

Note: For maximum fixing centres see p 22.


Recommended min. batten depth to create ventilation path behind cladding panels: White cladding = 25mm
Coloured cladding = 50mm

Starter Trims

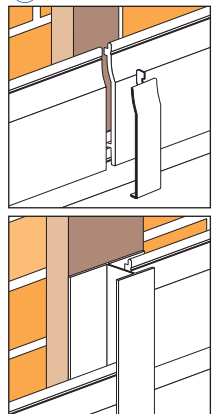




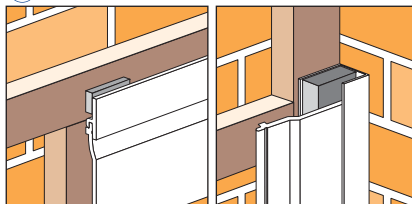
E Trim Options



H Joint Options



G Packing for Cut Planks





The information contained in this price list is correct at time of publication. Changes will be made from time to time, therefore, purchasers should verify whether changes have taken place since the issue of this price list.



Your Local Concord Stockist

Pioneer House, Mariner, Lichfield Road Ind. Estate,
Tamworth, Staffordshire, B79 7TF
t: **(01827) 317230** f: (01827) 316169
www.concordpvc.co.uk