

Uniclass L5:P7113			
CI/SfB	(4-)	Hn7	04.24

Swish®
BUILDING PRODUCTS



Trade Price List

**NEW
products
inside**

- Roofline
- Cladding
- Window Boards
- Interior Trims
- Foiled Products
- Dry Verge System

June 2024



BS 7619
Licence No. KM33730



www.greenbooklive.com



FS 681825



EMS 681826



OHS 690332



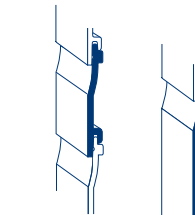

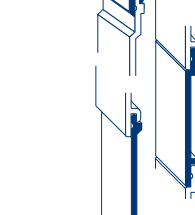

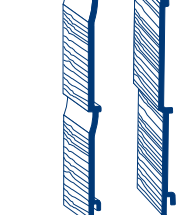
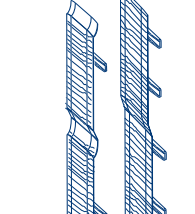
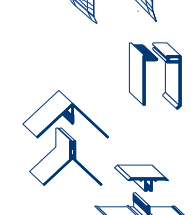
ENMS 620926

Fax Order Line: 01827 316169

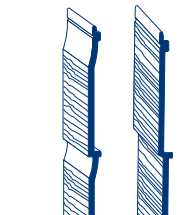
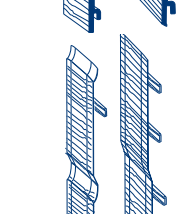
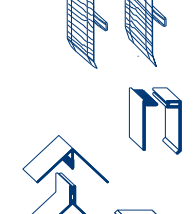
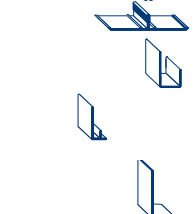

• 20 YEAR GUARANTEE ON WHITE PROFILES	Page No.
• 10 YEAR GUARANTEE ON COLOUR PROFILES	
• 15/5 YEAR GUARANTEE ON M-BOSS COLOUR PROFILES	
Cladding Systems (Plain and M-Boss)	3
Cladding Trims	4
Replacement New Build Fascia (25mm and 20mm)	5
Replacement New Build Fascia (16mm)	6
Refurbishment Fascia and Dry Verge System	7
Roofline Corners & Joints	8
Roof Trims, Roofstyle and Decorative Roofline profiles	9
Gallows and Dentils	10
Gee Pee and Pre-vented Soffits	11
Roof Ventilation and Over Fascia Protection	12
Window Boards	13
Window Board Accessories	14
Window Trims	15
Skirtings and Architraves	16
• 10 YEAR GUARANTEE ON FOILED PROFILES	
FOILED PROFILES	
Roofline	17
Cladding Systems	18
Window Boards and Accessories	19
Window Trims	20
Fixings, Sealants & Adhesives	21
INDEX	22 & 23

All Prices are exclusive of VAT

Cladding System - Plain

Description	Code No.	Colours*	Length	Price/Length		Pack Quantity	Price/Metre	
				White/Cream £	Colours £		White £	Colours £
 100mm Shiplap (Sq. metre price £72.96 for White)	C001	W	5m	36.48	—	5	7.30	—
 150mm Shiplap (Sq. metre price £64.60 for White)	C002	W H	5m 6m	48.45 61.05	— —	5 5	9.69 10.18	— —
 300mm Shiplap Twin Plank (Sq. metre price £74.27 for White)	C005	W	5m	111.40	—	2	22.28	—
 100mm Open V (Sq. metre price £72.96 for White)	C269	W	5m	36.48	—	5	7.30	—
 150mm Open V (Sq. metre price £64.60 for White)	C003	W	5m	48.45	—	5	9.69	—
 125mm Tee Gee™ (Sq. metre price £70.43 for White)	C055	W	5m	44.02	—	5	8.80	—
 125mm Feather Edge (Sq. metre price £91.20 for White)	C208	W	5m	57.00	—	5	11.40	—





















Cladding System - M-Boss™ Textured Surface

Description	Code No.	Colours*	Length	Price/Length		Pack Quantity	Price/Metre	
				White £	Colours £		White £	Colours £
 300mm Shiplap M-Boss	C650	W/H/S/V/P	5m	120.83	141.60	4	24.17	28.32
 270mm Feather Edge M-Boss	C655	W/H/S/V/P	5m	120.83	141.60	4	24.17	28.32
Price/Pack								
 300mm Shiplap M-Boss Joint	C661	W/H/S/V/P	-	-	-	10	61.20	61.20
 270mm Feather Edge Joint	C670	W/H/S/V/P	-	-	-	10	62.40	62.40
Price/Metre								
 2 Part Universal Trim (Male & Female)	C664	W/H/S/V/P	5m	54.65	60.79	10 (5 pairs)	10.93	12.16
2 Part Corner Trim (Male & Female)	C666	W/H/S/V/P	5m	69.53	84.90	10 (5 pairs)	13.91	16.98
2 Part Joint Trim (Male & Female)	C667	W/H/S/V/P	5m	59.70	68.68	10 (5 pairs)	11.94	13.74
Universal Channel	C662	W/H/S/V/P	5m	26.04	29.92	10	5.21	5.98
Wall Starter Trim	C668	W/H/S/V/P	5m	29.14	33.52	10	5.83	6.70
Drip Trim	C665	W/H/S	5m	27.16	31.25	10	5.43	6.25
Universal Channel + Batten Cover	C663	W	5m	29.88	-	10	5.98	-




*W = WHITE H = CREAM (Std) RAL 9001 S = SAND RAL 1015 V = LIGHT GREY RAL 7035 P = LIGHT BLUE X002

™TEE GEE and M-BOSS are Registered Trade Marks


Cladding Trims

Description	Code No.	Colours*	Length	Price/Length		Pack Quantity	Price/Metre	
				White £	Cream £		White £	Cream £
 Universal Channel	C026	W/H	5m	23.67	24.63	10	4.73	4.93
 Cover Trim	C034	W	5m	18.70	—	20	3.74	—
 Plank Top Trim	C039	W	5m	16.42	—	10	3.28	—
 Universal Channel + Batten Cover	C040	W	5m	35.74	—	10	7.15	—
 2 Part Universal Trim (Male)	C290	W/H	5m	22.48	27.38	10	4.50	5.48
	C291	W/H	5m	25.48	32.75	10	5.10	6.55
 60 x 15mm Angle Trim	C068	W	5m	23.45	—	10	4.69	—
	C069	W	5m	17.78	—	10	3.56	—
 External Corner Trim	C030	W	5m	46.46	—	5	9.29	—
 2 Part Corner Trim (Male)	C292	W/H	5m	29.85	35.11	5	5.97	7.02
	C293	W/H	5m	40.96	45.88	5	8.19	9.18
 Universal Starter Trim	C027	W	5m	29.88	—	10	5.98	—
 Wall Starter Trim	C028	W	5m	26.25	—	10	5.25	—
 Drip Starter Trim	C029	W	5m	31.41	—	10	6.28	—
 Drip Trim	C035	W	5m	28.65	—	10	5.73	—
 2 Part Joint Trim (Male)	C051	W/H	5m	21.10	24.30	5	4.22	4.86
	C052	W	5m	28.90	—	5	5.78	—
 Centre Joint Trim	C033	W	5m	40.49	—	5	8.10	—
 30 x 15mm Angle Vent	C061	W	5m	28.62	—	5	5.72	—
	C065	W	5m	30.94	—	5	6.19	—
Price/Pack								
 100mm Shiplap Joint	C042	W	—	—	—	10	16.49	—
 150mm Shiplap Joint (Plain)	C043	W/H	—	—	—	10	17.70	19.47
 300mm Shiplap Joint	C045	W	—	—	—	5	19.47	—
 100mm Open V Joint Cover	C281	W	—	—	—	10	16.49	—
	C044	W	—	—	—	10	17.70	—
 125mm Tee Gee/Feather Edge Joint Cover	C057	W	—	—	—	10	20.42	—

Replacement New Build Fascia (25mm and 20mm Range) - Installed direct to rafters

Description	Code No.	Colours*	Length	Price/Length		Pack Quantity	Price/Metre		
				White £	Colours £		White £	Colours £	
	Bullnose Jumbo™ (25mm thick)								
	405mm (double ended)	C277	W	5m	273.57	—	1	54.71	—
	405mm (double ended)	C112	W	1.25m	73.98	—	1	59.18	—
	355mm (double ended)	C188	W	5m	223.69	—	1	44.74	—
	250mm	C158	W	5m	186.60	—	1	37.32	—
	225mm	C276	W	5m	164.75	—	1	32.95	—
	200mm	C275	W	5m	138.20	—	2	27.64	—
	175mm	C274	W	5m	120.37	—	2	24.07	—
150mm	C157	W	5m	111.72	—	2	22.34	—	
	Jumbo™ (20mm thick)								
	405mm (double ended)	C151	W	5m	211.27	—	1	42.25	—
	405mm (double ended)	C113	W	1.25m	55.37	—	1	44.30	—
	355mm (double ended)	C280	W	5m	191.77	—	1	38.35	—
	250mm	C289	W	5m	144.10	—	1	28.82	—
	225mm	C288	W	5m	127.22	—	2	25.44	—
	200mm	C287	W	5m	106.73	—	2	21.35	—
	175mm	C286	W	5m	92.95	—	2	18.59	—
150mm	C285	W	5m	86.27	—	2	17.25	—	
	Ogee Jumbo™ (20mm thick)								
	405mm (double ended)	C146	W	5m	211.27	—	1	42.25	—
	405mm (double ended)	C116	W	1.25m	55.37	—	1	44.30	—
	355mm (double ended)	C145	W	5m	191.77	—	1	38.35	—
	250mm	C144	W	5m	144.10	—	1	28.82	—
	225mm	C143	W	5m	127.22	—	2	25.44	—
	200mm	C142	W	5m	106.73	—	2	21.35	—
	175mm	C141	W	5m	92.95	—	2	18.59	—
150mm	C140	W	5m	86.27	—	2	17.25	—	

Note: For matching Corners and Joints, see Page 8



BBA APPROVAL
INSPECTION
TESTING
CERTIFICATION
ROOFLINE CERTIFICATE No 51/2630

Useful Information

- All Jumbo™ boards have been tested by the British Board of Agrément and found suitable to support all eaves tiles in common usage in the UK (up to 10kg load per 1 metre length of fascia) at all roof pitches, subject to the boards being fixed to rafter ends at a maximum of 600mm spacings.
- Gutter brackets can be fixed directly to Jumbo boards. Tests have been carried out in accordance with BS 4576: Part 1:1989, using various third party gutter brackets, and no failure occurred at the specified test weight.
- Swish roofline profiles have adequate resistance to wind loading up to five storeys, provided they are fixed at the recommended fixing centres. See the Swish Roofline Design Guide for fixing guidance.





Note: For matching Corners and Joints, see Page 8



Useful Information

- All Jumbo™ boards have been tested by the British Board of Agrément and found suitable to support all eaves tiles in common usage in the UK (up to 10kg, load per 1 metre length of fascia) at all roof pitches, subject to the boards being fixed to rafter ends at a maximum of 600mm spacings.
- Gutter brackets can be fixed directly to Jumbo boards. Tests have been carried out in accordance with BS 4576: Part 1:1989, using various third party gutter brackets, and no failure occurred at the specified test weight.
- Swish roofline profiles have adequate resistance to wind loading up to five storeys, provided they are fixed at the recommended fixing centres. See the Swish Roofline Design Guide for fixing guidance.

Replacement New Build Fascia (16mm Range) - Installed direct to rafters

				Price/Length			Price/Metre		
Description	Code No.	Colours*	Length	White £	Colours £	Pack Quantity	White £	Colours £	
	Square Fascia (16mm thick)								
	455mm (double ended)	C366	W	5m	229.51	—	1	45.90	—
	405mm (double ended)	C351	W/A/E/G	5m	202.39	333.92	1	40.48	66.78
	405mm (double ended)	C111	W	1.25m	52.85	—	1	42.28	—
	355mm (double ended)	C350	W/A/E/G	5m	174.34	287.61	1	34.87	57.52
	300mm	C365	W	5m	166.49	—	1	33.30	—
	250mm	C349	W/A/E/G	5m	137.87	227.47	2	27.57	45.49
	225mm	C348	W/A/E/G	5m	122.30	201.78	2	24.46	40.36
	200mm	C347	W/A/E/G	5m	102.30	168.84	2	20.46	33.77
	175mm	C346	W/A/E/G	5m	88.94	146.75	2	17.79	29.35
	150mm	C345	W/A/E/G	5m	82.30	135.77	2	16.46	27.15
	Ogee Fascia (16mm thick)								
	405mm (double ended)	C167	W	5m	202.39	—	1	40.48	—
	405mm (double ended)	C117	W	1.25m	52.85	—	1	42.28	—
	355mm (double ended)	C166	W	5m	174.34	—	1	34.87	—
	250mm	C165	W	5m	137.87	—	2	27.57	—
	225mm	C164	W	5m	122.30	—	2	24.46	—
	200mm	C163	W	5m	102.30	—	2	20.46	—
	175mm	C162	W	5m	88.94	—	2	17.79	—
	150mm	C161	W	5m	82.30	—	2	16.46	—
	Bullnose Fascia (16mm thick)								
	455mm (double ended)	C448	W	5m	229.51	—	1	45.90	—
	405mm (double ended)	C426	W	5m	202.39	—	1	40.48	—
	405mm (double ended)	C119	W	1.25m	52.85	—	1	42.28	—
	355mm (double ended)	C425	W	5m	174.34	—	1	34.87	—
	250mm	C424	W	5m	137.87	—	2	27.57	—
	225mm	C423	W	5m	122.30	—	2	24.46	—
	200mm	C422	W	5m	102.30	—	2	20.46	—
	175mm	C421	W	5m	88.94	—	2	17.79	—
150mm	C420	W	5m	82.30	—	2	16.46	—	
	Flat Fascia (16mm thick)								
	405mm (double ended)	C354	W	5m	202.39	—	1	40.48	—
	250mm	C359	W	5m	137.87	—	2	27.57	—
	225mm	C358	W	5m	122.30	—	2	24.46	—
	200mm	C357	W	5m	102.30	—	2	20.46	—
	175mm	C356	W	5m	88.94	—	2	17.79	—
	150mm	C355	W	5m	82.30	—	2	16.46	—



Note: For matching Corners and Joints, see Page 8



Useful Information

- All White 16mm fascia profiles can be fixed to rafter feet using 2 x 65mm Trimtop nails at each end and at maximum 600mm centres, we recommend 400mm centres for coloured profiles.
- PVC gutters may be screw-fixed directly to 16mm fascias. Gutter bracket spacings must not exceed 1m. Other lightweight gutters may also be screw-fixed to the boards, provided the maximum bracket loading is not exceeded.
- A range of 16mm Square Fascias is also available in Mahogany, Light Oak, Rosewood, Irish Oak, Black, Anthracite Grey, Agate Grey, White and Cream woodgrain finishes, see Page 17 for further details.
- Further installation information can be found on the reverse of the Swish 10 Year Guarantee for Coloured Profiles. For your copy please contact the Marketing Team on 01827 317212 or e-mail marketing@swishbp.co.uk or view it here www.swishbp.co.uk/library/guarantees.

Refurbishment Cappit Reveal - Requires a timber backing board

Description	Code No.	Colours*	Length	Price/Length		Pack Quantity	Price/Metre		
				White/Cream £	Colours £		White £	Colours £	
	Cappit™ (9mm thick with 35mm leg)								
	605mm	C108	W	5m	266.87	—	1	53.37	—
	405mm (double-ended)	C114	W	1.25m	46.18	—	2	36.94	—
	405mm (double-ended)	C150	W/A/E/G	5m	188.61	240.56	1	37.72	48.11
	400mm	C094	W	5m	182.83	—	1	36.57	—
	300mm	C104	W/J	5m	135.19	—	2	27.04	—
	250mm	C098	W/J	5m	112.95	—	2	22.59	—
	225mm	C120	W/J/A/E/G/SD	5m	101.83	125.09	2	20.37	25.02
	200mm	C217	W/J/A/E/G/SD	5m	90.72	111.56	2	18.14	22.31
	175mm	C095	W/J/A/E/G/SD	5m	79.15	100.42	2	15.83	20.08
	150mm	C107	W/J	5m	70.70	—	2	14.14	—
	100mm	C097	W	5m	55.61	—	2	11.12	—
	Ogee Cappit™ (12mm thick - incl. ribs with 35mm leg)								
	405mm (double-ended)	C084	W/A	5m	191.70	240.56	1	38.34	48.11
	250mm	C085	W/A	5m	114.72	150.35	2	22.94	30.07
	225mm	C086	W/A	5m	103.63	125.09	2	20.73	25.02
	200mm	C087	W/A	5m	92.50	111.56	2	18.50	22.31
	175mm	C088	W/A	5m	80.93	100.42	2	16.19	20.08
	150mm	C089	W/A	5m	72.03	90.21	2	14.41	18.04

Note: For matching Corners and Joints, see Page 8

™CAPPIT is a Registered Trade Mark


*W = WHITE J = BRIGHT WHITE H = CREAM (RAL 9001) A = BLACK E = LIGHT GREY G = ANTHRACITE GREY SD = SAND

NOTE: All white CappitReveals are recommended for fascia and bargeboard. Dark coloured boards are not suitable - see reverse of Swish 10 year colour guarantee; www.swishbp.co.uk/library/guarantees



Dry Verge System - Verge Master

NEW

Description	Code No.	Colours*	Length	Pack Quantity	Price £	
	Verge Master					
	Verge Unit Left	DVLH**50	GR/BR/BL	452mm x 164mm widest part	50	224.00
	Verge Unit Right	DVRH**50	GR/BR/BL	452mm x 164mm widest part	50	224.00
	Starter Unit Left	DVLHS**30	GR/BR/BL		30	86.40
	Starter Unit Right	DVRHS**30	GR/BR/BL		30	86.40
	Angled Ridge Cap	DVRCA**10	GR/BR/BL		10	54.40
	Round Ridge Cap	DVRCR**10	GR/BR/BL		10	54.40
Batten End Clip	DVBEC50*			50	64.00	

Verge Master

The Verge Master system has been designed to offer a superior looking, solid, secure and professional dry fix verge solution. The robust, well engineered system delivers a dependable quality installation every time.

- BBA tested to BS 5534 & BS 8612 requirements
- Manufactured under BS EN ISO 9001 Quality Management System & BS EN ISO 14001 Environmental Management System
- 10 Year Performance Guarantee









* The batten end clip is stainless steel and not coloured

** Please enter colour code here when ordering








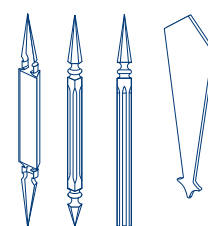


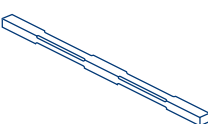
More information can be found at www.dryvergesystems.co.uk

GR = GREY BR = BROWN BL = BLACK

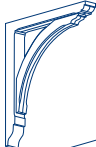
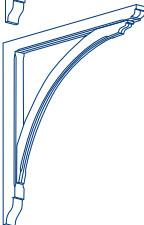

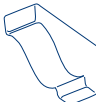

Roofline Corners and Joints

Description	Code No.	Colours*	Length	Price/Length		Pack Quantity	Price/Pack	
				White/Cream £	Colours £		White £	Colours £
 Joints (Double-ended)								
Jumbo	C153	W	500mm	—	—	2	23.11	—
Bullnose Jumbo	C360	W	500mm	—	—	2	23.11	—
Cappit	C302	W	500mm	—	—	2	23.11	—
 Face Fixed Joints (Double-ended)								
Square	C326	W/A/E/G	500mm	—	—	2	23.11	57.73
Bullnose	C328	W	500mm	—	—	2	23.11	—
Ogee (Suitable for 9mm - 25mm boards)	C329	W	500mm	—	—	2	23.11	—
Flat (16mm board only)	C327	W	500mm	—	—	2	23.11	—
 Face Fixed Joints								
Square	C235	All finishes	300mm	—	—	10	51.17	116.52
Ogee (Suitable for 9mm - 25mm boards)	C236	W/A	300mm	—	—	10	51.17	116.52
Bullnose (Suitable for 16mm boards only)	C299	W	300mm	—	—	10	58.59	—
 External Corners (Double-ended)								
Jumbo	C154	W	500mm	—	—	2	32.44	—
Bullnose Jumbo	C361	W	500mm	—	—	2	32.44	—
Cappit	C294	W	500mm	—	—	2	32.44	—
 Internal Corners (Double-ended)								
Square	C298	W/A/E/G/SD	500mm	—	—	2	32.44	81.11
Ogee	C300	W/A	500mm	—	—	2	32.44	81.11
Bullnose (Suitable for 9mm - 25mm boards)	C321	W	500mm	—	—	2	32.44	—
 Face Fixed Corners (Double-ended)								
Square	C415	W/A/E/G	500mm	—	—	2	26.68	66.68
Bullnose	C418	W	500mm	—	—	2	26.68	—
Ogee (Suitable for 9mm - 25mm boards)	C417	W	500mm	—	—	2	26.68	66.68
 90° Face Fixed Corners								
Square	C232	All finishes	300mm	—	—	10	68.94	150.95
Ogee (Suitable for 9mm - 25mm boards)	C233	W/A	300mm	—	—	10	68.94	150.95
Bullnose (Suitable for 16mm boards only)	C301	W	300mm	—	—	10	83.71	—
 135° Square/Ogee Face Fixed Corners (Double-ended)								
External	C492	W	410mm	—	—	5	134.52	—
Internal	C493	W	410mm	—	—	5	146.63	—

Roofline Trims

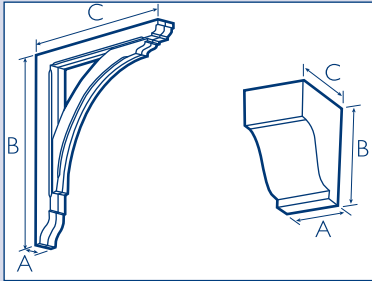
Description	Code No.	Colours*	Length	Price/Length		Pack Quantity	Price/Metre	
				White/Cream £	Colours £		White £	Colours £
 Felt Roof Edge Trim	C038	W	5m	21.34	—	10	4.27	—
 Soffit Joint Trim (extruded)	C041 C059	W/H/A/E/G W	5m 2.5m	34.55 18.14	51.34 —	10 10	6.91 7.26	10.27 —
 Soffit to Wall Trim	C036	W	5m	26.68	—	10	5.34	—
Roofstyle (Moulded Roofline System) - Patent Granted								
 Concave Moulding	C445	W	450mm	—	—	2	20.47	—
 Convex Moulding	C446	W	450mm	—	—	2	20.47	—
Decorative Roofline - Patent Granted								
 Convex (16mm Thick) (max. depth 220mm) (min. depth 160mm)	C457	W	5m	170.15	—	2	34.03	—
 Concave (16mm Thick) (max. depth 220mm) (min. depth 160mm)	C458	W	5m	170.15	—	2	34.03	—
Spires & Finials								
 Roof Spire (2D)* Roof Spire (3D) Roof Spire (2D)* *Scolloped back face	C475 C466 C476	W W W	910mm 910mm 1310mm	— — —	— — —	2 1 2	434.08 491.51 472.39	— — —
 Gable Finial	C459	W	340mm	—	—	10	95.38	—
 GRP Ball Finial GRP Ball Finial	C474 C496	W W	965mm 1500mm	— —	— —	1 1	446.73 552.11	— —
 Bracing Bar Joining Bracket	C473 C497	W W	1500mm —	— —	— —	1 1	489.08 44.27	— —

Gallows and Dentils

Description	Code No.	Colours*	Sizes	Price/Length		Pack Quantity	Price/Pack	
				White £	Colours £		White £	Colours £
 Small Gallows Bracket	C471	W	A - 70mm B - 630mm C - 580mm	—	—	10	1948.94	—
 Large Gallows Bracket	C472	W	A - 50mm B - 745mm C - 770mm	—	—	10	2227.35	—
 Dentil 02	C481	W	A - 77mm B - 120mm C - 105mm	—	—	56	2700.66	—
 Dentil 03	C482	W	A - 77mm B - 100mm C - 200mm	—	—	28	1656.60	—
 Dentil 04	C483	W	A - 77mm B - 250mm C - 200mm	—	—	32	2704.66	—



Useful Information

Measurements Key:



- The orientation and spacing of Dentils is worth careful consideration in order to achieve the best effect. In addition, a continuous sub-fascia of cellular PVC fixed to the wall under the soffit will greatly enhance the effect.
- Swish Gallows Brackets are load bearing to an end loading capacity of 75kg per gallow and capable of offering structural support to door and window canopies. The surface pattern mimics the traditional appearance of timber with a high level of bevelling detail.

Soffit Boards

Description	Code No.	Colours*	Length	Price/Length		Pack Quantity	Price/Metre	
				White/Cream £	Colours £		White £	Colours £
Gee Pee™ (9mm thick)								
 605mm (F)	C252	W/G	5m	266.87	349.70	1	53.37	69.94
500mm (S)	C251	W	5m	220.62	—	1	44.12	—
450mm (S)	C249	W	5m	198.38	—	1	39.68	—
405mm (F)	C248	W/J/A/E/G	5m	177.92	213.50	1	35.58	42.70
330mm (F)	C247	W/H	5m	145.44	—	2	29.09	—
300mm (S)	C246	W/J/A/E/G	5m	134.74	174.85	2	26.95	34.97
250mm (S)	C253	W/J	5m	112.53	—	2	22.51	—
225mm (S)	C245	W/J	5m	100.94	—	2	20.19	—
200mm (S)	C244	W/J/A/E/G	5m	88.94	96.81	2	17.79	19.36
175mm (S)	C241	W/J	5m	79.15	—	2	15.83	—
150mm (S)	C240	W/J/A/E/G	5m	65.38	72.01	2	13.08	14.40
100mm (F)	C257	W/H	5m	42.68	—	5	8.54	—
100mm (S)	C239	W	5m	41.77	—	5	8.35	—
 300mm (Fluted) (F)	C013	W	5m	140.97	—	2	28.19	—
S = One sawn edge, one finished edge F = Two finished edge								

Pre-Vented Soffit Boards



(A) 125mm Tee Gee Polo

C310

W

5m

64.35

—

5

12.87

—



(A) 150mm Open V Polo

C058

W

5m

70.15

—

5

14.03

—

A)Polo™ Ventilated Soffit Boards (9mm thick)



605mm
450mm
405mm
330mm
300mm
250mm
225mm
200mm
175mm
150mm

C530
C309
C410
C412
C308
C413
C397
C380
C306
C305

W
W
W
W
W
W
W
W
W
W

5m
5m
5m
5m
5m
5m
5m
5m
5m
5m

283.74
211.73
193.47
163.25
148.10
128.54
115.19
106.73
92.95
79.60

—
—
—
—
—
—
—
—
—
—

1
1
1
2
2
2
2
2
2
2

56.75
42.35
38.69
32.65
29.62
25.71
23.04
21.35
18.59
15.92

—
—
—
—
—
—
—
—
—
—

(B)Polo™ Ventilated Soffit Boards (9mm thick)



450mm
405mm
300mm
225mm
200mm
150mm

C315
C392
C314
C398
C387
C311

W
W
W
W
W
W

5m
5m
5m
5m
5m
5m

236.69
223.58
152.54
119.65
111.21
84.04

—
—
—
—
—
—

1
1
2
2
2
2

47.34
44.72
30.51
23.93
22.24
16.81

—
—
—
—
—
—

- (A) Suitable for roof pitch >15°. Air gap equivalent to continuous 10mm
(B) Suitable for roof pitch <15°. Air gap equivalent to continuous 25mm








Useful Information

- For added protection, a factory fitted fine mesh is available on Polo boards subject to minimum order quantities. Contact our Sales Dept. for further information.
- A selected range of Gee Pee and Polo profiles is also available in Mahogany, Light Oak, Rosewood, Irish Oak, Black, Anthracite Grey, Agate Grey, White and Cream foiled finishes. See Page 17 for details.
- Coloured profiles can suffer from excessive expansion due to heat absorption. Specifiers and installers must therefore satisfy themselves that sufficient provision has been made to avoid significant thermal movement. It is the specifiers and installers responsibility to determine the actual requirement of a particular installation to avoid excessive thermal movement.









™Gee Pee, Tee Gee and Polo are Registered Trade Marks

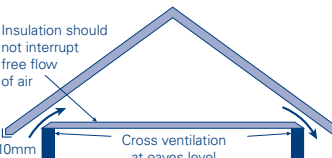
Roofline Ventilation

Description	Code No.	Colours*	Length	Price/Length		Pack Quantity	Price/Metre	
				White £	Colours £		White £	Colours £
 (A) 30 x 15mm Angle Ventilator	C061	W	5m	28.62	—	5	5.72	—
 (A) SoffiWall Ventilator	C062	W	5m	34.23	—	5	6.85	—
 (A) 10mm CappiJumbo Vent.	C237	W	5m	37.81	—	5	7.56	—
 (B) 60 x 15mm Angle Ventilator	C065	W/A/B	5m	30.94	35.60	5	6.19	7.12
 (B) 25mm Fascia/Soffit Ventilator	C066	W	5m	50.70	—	5	10.14	—
 (B) 25mm CappiJumbo Vent.	C238	W/A	5m	51.57	56.20	5	10.31	11.24
Price/Pack								
 Circular Soffit Ventilator	C267	W		—	—	50	65.06	—

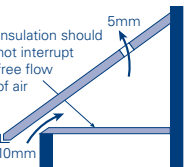
Over-Fascia Protection and Ventilation

Price/Pack								
 (A) Over Fascia Ventilator (10mm)	C504	Z	1m	—	—	25	—	191.24
 (B) Over Fascia Ventilator (25mm)	C505	Z	1m	—	—	20	—	207.18
 Jumbotec™	C502	Z	2.5m	—	—	5	—	108.98
 (A) Vented Eaves Protector	C406	Z	1.0m	—	—	40	—	594.71
 (A) Bird Comb (Attaches to C406)	C405	Z	1.0m	—	—	30	—	59.47
 Fire Protection Fabric	C508	Z	1.27 x 50m	—	—	1	—	2674.00
(A) Suitable for roof pitch >15°. Air gap equivalent to continuous 10mm (B) Suitable for roof pitch <15°. Air gap equivalent to continuous 25mm								

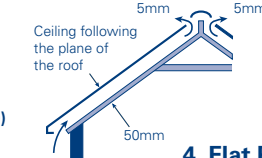
1. Duo-Pitched Roof
(greater than 15 pitch but less than 70)



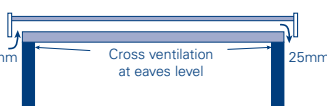
2. Mono-Pitched Roof
(greater than 15 pitch but less than 70)









3. Duo-Pitched Roof
(greater than 15 pitch)



4. Flat Roof
(less than 15 pitch)





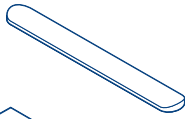
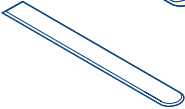





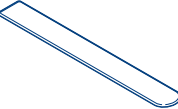

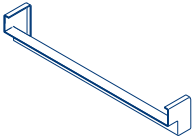
Window Boards

				Price/Length		Price/Metre			
Description	Code No.	Colours*	Length	White/Cream £	Colours £	Pack Quantity	White £	Colours £	
	Bullnose Jumbo™ (25mm thick)								
	405mm (double ended)	C277	W	5m	273.57	—	1	54.71	—
	355mm (double ended)	C188	W	5m	223.69	—	1	44.74	—
	250mm	C158	W	5m	186.60	—	1	37.32	—
	225mm	C276	W	5m	164.75	—	1	32.95	—
	200mm	C275	W	5m	138.20	—	2	27.64	—
	175mm	C274	W	5m	120.37	—	2	24.07	—
	150mm	C157	W	5m	111.72	—	2	22.34	—
	Bullnose Window Board (9mm thick)								
	405mm	C266	W	5m	145.44	—	1	29.09	—
	300mm	C265	W	5m	108.98	—	2	21.80	—
	250mm	C264	W	5m	91.17	—	2	18.23	—
	225mm	C263	W	5m	81.82	—	2	16.36	—
	200mm	C262	W	5m	72.94	—	2	14.59	—
	175mm	C261	W	5m	64.04	—	2	12.81	—
	150mm	C260	W	5m	54.67	—	2	10.93	—
	Cappit™ - 35mm leg (9mm thick)								
	605mm	C108	W	5m	266.87	—	1	53.37	—
	405mm (double-ended)	C150	W	5m	188.61	—	1	37.72	—
	400mm	C094	W	5m	182.83	—	1	36.57	—
	300mm	C104	W/J	5m	135.19	—	2	27.04	—
	250mm	C098	W/J	5m	112.95	—	2	22.59	—
	225mm	C120	W/J	5m	101.83	—	2	20.37	—
	200mm	C217	W/J	5m	90.72	—	2	18.14	—
	175mm	C095	W/J	5m	79.15	—	2	15.83	—
	150mm	C107	W/J	5m	70.70	—	2	14.14	—
	100mm	C097	W	5m	55.61	—	2	11.12	—
	Cappit™ - 42mm leg (7mm thick)								
	455mm (double-ended)	C197	W	5m	211.89	—	2	42.38	—
	354mm	C195	W	5m	161.81	—	2	32.36	—
	250mm	C194	W	5m	112.95	—	4	22.59	—
	225mm	C193	W	5m	101.83	—	4	20.37	—
	200mm	C192	W	5m	90.72	—	4	18.14	—
	175mm	C191	W	5m	79.15	—	4	15.83	—
150mm	C190	W	5m	70.70	—	4	14.14	—	
	Euro-Cappit™ - 60mm leg (9mm thick)								
	405mm	C436	W	5m	199.24	—	1	39.85	—
	250mm	C434	W	5m	123.21	—	2	24.64	—
	225mm	C433	W	5m	111.21	—	2	22.24	—
	200mm	C432	W	5m	98.72	—	2	19.74	—
	175mm	C435	W	5m	86.73	—	2	17.35	—
	150mm	C430	W	5m	76.95	—	2	15.39	—
	Euro-Cappit™ - 75mm leg (9mm thick)								
	405mm	C443	W	5m	213.51	—	1	42.70	—
	250mm	C441	W	5m	131.66	—	2	26.33	—
	225mm	C440	W	5m	118.31	—	2	23.66	—
	200mm	C439	W	5m	105.85	—	2	21.17	—
	175mm	C442	W	5m	92.50	—	2	18.50	—
	150mm	C437	W	5m	82.30	—	2	16.46	—
	100mm	C438	W	5m	74.63	—	2	14.93	—












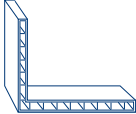

Useful Information

- Fixing of window boards to dry, sound timber or masonry substrates is effected with Swish General Purpose Adhesive (C079). If there is a risk of damp, after fixing use Swish Low Modulus Silicone (C077). DO NOT fix to surfaces which are damp.
- Rotten or extensively damaged timber should be removed prior to over-capping.
- Bullnose Window board and Cappit™ profiles are also available in foiled finishes, Mahogany, Light Oak, Irish Oak and Rosewood (see Page 19 for further details).
- Reveal corners can be neatly finished with the Cappit™ Reveal Corner, thus avoiding mitring (C271 featured on Page 14).






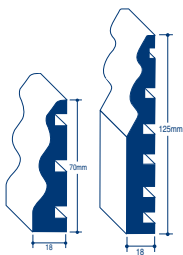
Window Board Accessories

Description	Code No.	Colours*	Length	Price/Length		Pack Quantity	Price/Metre	
				White £	Colours £		White £	Colours £
 Window Board Channel (9mm)	C037	W	5m	13.30	—	20	2.66	—
Price/Pack								
 Bullnose Jumbo End Cap - curved	C272	W	100mm	—	—	5	18.15	—
 Long Bullnose Jumbo End Cap - curved	C273	W	300mm	—	—	5	30.26	—
 Long Bullnose Jumbo End Cap - flat	C209	W	300mm	—	—	20	40.01	—
 Cappit Jumbo End Cap (35mm Leg)	C212	W	50mm	—	—	20	32.34	—
 Long Cappit Jumbo End Cap (35mm Leg)	C278	W/J	300mm	—	—	10	27.45	—
 Cappit End Cap (42mm Leg)	C138	W	100mm	—	—	10	36.33	—
 Long Cappit End Cap (42mm Leg)	C199	W	300mm	—	—	10	26.29	—
 Bullnose Window Board End Cap (for 9mm Bullnose Window Board)	C050	W	135mm	—	—	5	12.98	—
 Long B/N Window Board End Cap (for 9mm Bullnose Window Board)	C048	W	300mm	—	—	10	27.45	—
 EuroCappit End Cap (60mm Leg)	C139	W	100mm	—	—	10	34.48	—
 Cappit Reveal Corner (D/E)	C271	W	500mm	—	—	2	31.13	—
Useful Information <ul style="list-style-type: none">Exposed ends of Window Boards are finished with matching End Caps, cut to required overhang size and secured with Swish General Purpose Adhesive (C079)								







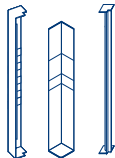

Window Trims

Description	Code No.	Colours*	Length	Price/Length		Pack Quantity	Price/Metre	
				White/Cream £	Colours £		White £	Colours £
 12mm Quadrant	C021	W/J	5m	6.20	—	20	1.24	—
 17.5mm Quadrant	C216	W/J	5m	8.22	—	20	1.64	—
 20mm Edge Trim	C016	W/J	5m	6.90	—	25	1.38	—
 28mm Edge Trim	C014	W	5m	9.70	—	25	1.94	—
 Scotia Mould	C017	W	5m	8.43	—	20	1.69	—
 20 x 15mm Bead	C011	W	5m	15.40	—	20	3.08	—
 Rectangles 15 x 12.5mm Rectangle 25 x 20mm Rectangle	C019	W/J	5m	9.33	—	25	1.87	—
	C012	W/J	5m	25.67	—	10	5.13	—
 26 x 6mm Batten	C015	W/J	5m	7.48	—	25	1.50	—
 Dee Moulds 75mm 50mm 25mm	C243	W	5m	21.77	—	10	4.35	—
	C242	W	5m	17.10	—	10	3.42	—
	C205	W/J	5m	7.29	—	25	1.46	—
 28mm (Flat Back)	C206	W	5m	7.60	—	25	1.52	—
 External Angles 50 x 50mm 25 x 25mm	C056	W	5m	27.11	—	10	5.42	—
	C018	W	5m	8.67	—	20	1.73	—
 80 x 100 Hollow Angle	C020	W	5m	49.95	—	5	9.99	—
 Flexi-Angles (2mm) 50mm 75mm	ST45	W	5m	13.45	—	10	2.69	—
	ST75	W	5m	18.24	—	10	3.65	—
Useful Information <ul style="list-style-type: none">See Page 20 for details of our extended range of foiled window trims.								



Skirtings and Architraves

Description		Code No.	Colours*	Length	White/Cream Price/Length £	Colours Price/Length £	Pack Quantity	White Price/Metre £	Colours Price/Metre £
	6mm Thick								
	95mm Skirting	C259	W/J	5m	26.68	—	5	5.34	—
	70mm Skirting	C258	W/J	5m	16.67	—	10	3.33	—
	45mm Architrave	C254	W/J	5m	14.22	—	10	2.84	—
	6mm Thick - Castellated								
	95mm Skirting	C522	W/J	5m	26.68	—	5	5.34	—
	70mm Skirting	C521	W/J	5m	16.67	—	10	3.33	—
	45mm Architrave	C520	W/J	5m	14.22	—	10	2.84	—
	7.5mm Thick								
	125mm Cloaking	C226	W	5m	40.22	—	5	8.04	—
	100mm Cloaking	C024	W/H	5m	31.79	—	5	6.36	—
	75mm Cloaking/Skirting	C023	W/H	5m	21.31	—	10	4.26	—
	50mm Cloaking/Architrave	C022	W/H	5m	16.67	—	10	3.33	—
	35mm Cloaking	C270	W	5m	12.90	—	10	2.58	—
	12mm Thick								
	70mm Skirting	C223	W/H	5m	29.76	—	10	5.95	—
	45mm Architrave	C222	W/H	5m	18.00	—	10	3.60	—
	12mm Thick								
	95mm Ogee Skirting	C225	W	5m	45.51	—	5	9.10	—
	Decorative Profiles								
	125mm x 18mm Trim	C731	W	5m	80.03	—	5	16.01	—
	70mm x 18mm Trim	C730	W	5.3m	48.61	—	5	9.17	—
Useful Information									
<ul style="list-style-type: none">See Page 20 for details of our extended range of Mahogany, Light Oak, Rosewood, Irish Oak, White, Cream, Anthracite Grey, Chartwell Green, Black, Anthracite Grey Smooth, Sage, Claystone and Pebble Grey foiled Skirtings and Architraves.12mm Ogee profile (C225) is particularly useful as a decorative addition to bargeboards. Fitted above the Roofstyle System, it adds depth and decorative detail.									









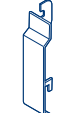
Roofline (Foiled Profiles)

Description		Code No.	Length	Pack Qty.	(M) £	(C) £	(R) £	(Q) £	(Z) £	(X) £	(K) £	(D) £	(AG) £
	Square Fascia (16mm)												
	405mm (D/E)	C111	1.25m	1	-	-	-	-	100.59	111.65	-	-	-
	405mm (D/E)	C351	5m	1	349.71	371.09	402.17	423.15	402.17	446.40	446.40	446.40	446.40
	300mm	C365	5m	2	-	-	-	-	326.38	362.27	-	-	-
	250mm	C349	5m	2	223.42	233.13	242.86	256.93	242.86	269.60	-	-	269.60
	225mm	C348	5m	2	203.98	213.70	223.42	234.58	223.42	248.00	248.00	248.00	248.00
	200mm	C347	5m	2	184.59	190.40	200.12	212.28	200.12	222.10	-	222.10	222.10
	175mm	C346	5m	2	174.85	178.74	190.40	201.07	190.40	211.35	211.35	211.35	211.35
150mm	C345	5m	2	165.16	174.85	182.64	189.93	182.64	202.75	202.75	202.75	202.75	
	Tudor Board (20mm)												
	150mm	C540	5m	2	178.91	187.81	205.73	-	205.73	-	-	-	-
	Vented Soffit (9mm)												
	405mm	C410	5m	1	340.00	360.39	379.80	-	379.80	421.58	-	-	-
	300mm	C308	5m	2	281.74	294.32	306.96	-	306.96	340.73	-	-	-
	225mm	C397	5m	2	213.70	224.40	235.09	-	235.09	260.95	-	-	-
	175mm	C306	5m	2	183.58	188.46	200.12	-	200.12	222.14	-	-	-
150mm	C305	5m	2	-	183.58	189.48	-	189.48	210.33	-	-	-	
	Flat Boards (9mm)												
	405mm	C248	5m	1	213.70	224.40	245.75	256.44	245.75	272.80	-	272.80	272.80
	300mm	C246	5m	2	174.85	183.58	194.28	209.82	194.28	215.65	-	215.65	215.65
	250mm	C253	5m	2	-	-	-	-	161.90	179.78	-	-	-
	225mm	C245	5m	2	110.30	113.64	120.45	126.84	120.45	133.75	133.75	-	-
	200mm	C244	5m	2	91.13	94.72	100.03	104.81	100.03	123.20	-	123.20	123.20
	175mm	C241	5m	2	83.18	87.44	91.32	95.65	91.32	101.40	101.40	-	-
	150mm	C240	5m	2	72.01	74.21	77.72	82.84	77.72	86.30	86.30	86.30	86.30
	100mm	C239	5m	5	53.35	54.33	54.33	-	54.33	-	-	-	-
		RoofTrims											
Soffit Joint Trim		C041	5m	2	55.57	58.97	64.02	66.73	64.02	71.10	71.10	71.10	71.10
	Face-Fix Joint (D/E) Square Joint	C326 500mm	2	79.37	79.37	79.37	-	91.32	101.40	101.40	101.40	101.40	101.40
		C235 300mm	10	135.61	135.61	155.91	162.75	155.91	173.10	-	-	-	-
	90° Square Corner (D/E) 90° Square Corner Square Internal Corner	C415 500mm	2	84.15	84.15	84.15	-	96.74	107.40	107.40	107.40	107.40	107.40
		C232 300mm	10	144.58	144.58	166.29	173.60	166.29	184.60	-	-	-	-
		C298 500mm	2	84.15	84.15	84.15	-	96.74	107.40	-	-	-	-
	Gable Finial	C459 340mm	5	93.03	93.03	93.03	-	93.03	103.28	-	-	-	-
Useful Information													
● See Page 21 for details of our range of matching Trimtop Nails													
● For samples of the complete range of Swish foil finishes please contact the Swish Marketing Team on 01827 317212 or e-mail them on marketing@swishbp.co.uk													

Claddings (Foiled Profiles)

Description	Code No.	Length	Pack Qty.	Price/Length						
				(M) £	(C) £	(A/B) £	(R) £	(Z) £	(X) £	(AG) £
 150mm Shiplap Cladding	C002	5m	5	116.58	128.29	-	128.29	134.25	149.60	149.60
 100mm Open V Cladding	C269	5m	5	97.15	106.86	-	106.86	111.87	124.66	-
IMPORTANT - All foiled cladding installations MUST be ventilated to stop the build-up of heat behind the profiles. Please see the Useful Information section at the bottom of this page.										

Cladding Trims (Foiled Profiles)

 Universal Channel	C026	5m	5	44.70	47.60	-	47.60	51.43	57.20	57.20
 Universal StarterTrim	C027	5m	10	-	-	31.36	-	-	-	-
 2-Part Joint (Male) 2-Part Joint White (Female)	C051 C052	5m (see Page 4)	5 (see Page 4)	58.28	62.17	-	62.17	67.03	74.60	-
 2-Part Corner (Female) 2-Part Corner (Male) White	C293 C292	5m (see Page 4)	5 (see Page 4)	77.72	81.59	-	81.59	89.39	99.50	99.50
 2-Part Trim (Male) 2-Part Trim (Female) White	C290 C291	5m (see Page 3)	5 (see Page 3)	43.13	45.31	-	45.31	44.73	55.28	55.28
 60 x 15mm Angle Vent	C065	5m	5	-	-	35.60	-	-	-	-
 25mm Ventilator (Black ONLY)	C238	5m	5	-	-	56.20	-	-	-	-
Price/Pack										
 150mm Shiplap Joint Cover	C043		10	87.39	91.78	-	91.78	100.54	111.80	111.80
 100mm Open V Joint Cover	C281		10	98.43	98.43	-	98.43	107.73	-	-

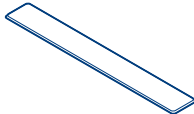



Useful Information

- Foiled PVC-ue installations can suffer from excessive expansion and contraction due to heat absorption. Specifiers and installers must therefore satisfy themselves that sufficient provision has been made to avoid significant thermal movement. It is the specifiers and installers responsibility to determine the actual requirement of a particular installation to avoid excessive thermal movement.
- Allow a minimum of 50mm vented airspace to the rear of the cladding installation.** At the bottom edge of the cladding, omit the horizontal batten to allow a free air path between vertical battens. Continuity of the ventilation path can be achieved by venting into the eaves or leaving a 10mm air gap between the cladding and soffit. Angle ventilators C061 and C065 (or similar) can be installed to stop insect ingress. At all joints, end abutments, corners and top edge terminations, allow a 5mm expansion gap at each board end.

Window Boards (Foiled Profiles)

				Price/Length								
Description	Code No.	Lgth	Pack Qty.	(M) £	(C) £	(R) £	(Q) £	(Z) £	(X) £	(K) £	(D) £	(AG) £
Cappit (9mm thick)												
405mm (D/E)	C150	5m	1	254.52	268.10	268.10	316.60	283.64	316.60	316.60	316.60	316.60
300mm	C104	5m	2	174.85	183.30	183.30	–	194.18	213.32	–	–	213.32
250mm	C098	5m	2	145.72	152.72	152.72	–	161.83	178.98	–	–	–
225mm	C120	5m	2	121.41	125.32	125.32	139.64	132.79	148.00	148.00	148.00	148.00
200mm	C217	5m	2	108.98	114.45	114.45	–	118.80	134.53	–	–	134.53
175mm	C095	5m	2	97.39	100.35	100.35	111.99	104.82	117.60	117.60	117.60	117.60
150mm	C107	5m	2	91.32	93.24	93.24	–	98.78	111.86	-	–	111.86
Bullnose Window Board (9mm thick)												
225mm	C263	5m	2	121.41	125.32	125.32	139.64	–	–	–	–	–
175mm	C261	5m	2	97.39	100.35	100.35	–	–	–	–	–	–
9mm Cappit in foiled and colour finishes is not suitable for use as a fascia board or bargeboard												

Window Board End Caps (Foiled)

Description	Code No.	Pack Lgth	Qty.	Price/Pack						
				(M) £	(C) £	(R) £	(Q) £	(Z) £	(X) £	(K) £
 Long Cappit Board (Foiled)	C279	300mm	10	84.08	84.08	84.08	100.94	84.08	-	-
 Cappit Board (self coloured)	C212	50mm	20	29.82	29.82	-	-	-	-	-
 Bullnose Window Board (self coloured) (for 9mm Bullnose Window Board)	C050	135mm	5	15.55	15.55	-	-	-	-	-
 Long B/N Window Board (Foiled) (for 9mm Bullnose Window Board)	C047	300mm	10	93.46	93.46	93.46	101.03	-	-	-














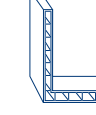

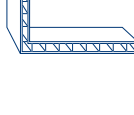
Useful Information

- Fix with Swish Low Modulus Silicone or Swish General Purpose adhesive to dry substrates only. Where there is a risk of heat build-up, introduce an expansion gap and fill with silicone if necessary.
- Foiled surfaces should be cleaned regularly with a damp, soft cloth. If necessary, a mild detergent or soap in luke warm water can be used. Polishes should be avoided, as should any abrasive or organic solvent cleaners.
- Further installation information can be found on the reverse of the Swish 10 Year Guarantee for Foiled Profiles. For your copy please contact the Marketing Team on 01827 317212, e-mail marketing@swishbp.co.uk. www.swishbp.co.uk/library/guarantees

TMCappit is a Registered Trade Mark






*M = MAHOGANY C = LIGHT OAK R = ROSEWOOD Q = IRISH OAK Z = BLACK X = ANTHRACITE GREY (foiled) K = WHITE foiled D = CREAM (foiled) AG = A

Window Trims (Foiled Profiles)

				Price per Length																
Description		Code No.	Lgth	Pack Qty.	(M) £	(C) £	(R) £	(Q) £	(K) £	(D) £	(Z) £	(X) £	(L) £	(SX) £	(AG) £	(U) £	(O) £	(I) £	(SZ) £	
	5.5mm Thick																			
	95mm Skirting	C735	5m	4	-	-	-	-	-	-	-	-	-	-	-		52.51	52.51	52.51	-
	65mm Skirting	C725	5m	4	-	-	-	-	-	-	-	-	-	-	-		39.06	39.06	39.06	-
	45mm Architrave	C715	5m	4	-	-	-	-	-	-	-	-	-	-	-		29.30	29.30	29.30	-
	6mm Thick																			
	95mm Skirting	C259	5m	5	40.92	40.92	42.97	47.05	52.51	52.51	47.05	52.51	52.51	52.51	52.51		-	-	-	52.51
	70mm Skirting	C258	5m	10	30.26	30.26	31.87	34.81	39.06	39.06	34.81	39.06	39.06	39.06	39.06		-	-	-	39.06
	45mm Architrave	C254	5m	10	23.11	23.11	24.29	26.56	29.30	29.30	26.56	29.30	29.30	29.30	29.30		-	-	-	29.30
	7.5mm Thick																			
	100mm	C024	5m	5	42.25	-	-	-	-	-	-	-	-	-	-		-	-	-	-
	75mm	C023	5m	10	32.03	-	-	-	-	-	-	-	-	-	-		-	-	-	-
	50mm	C022	5m	10	25.33	-	-	-	-	-	-	-	-	-	-		-	-	-	-
	20mm Edge Trim	C016	5m	25	16.42	16.42	17.28	18.88	23.76	-	18.88	23.76	23.76	23.76	23.76		-	-	-	23.76
	28mm Edge Trim	C014	5m	10	-	23.00	24.15	-	-	-	-	-	-	-	-		33.21	33.21	33.21	-
	15 x 12.5mm Rectangle	C019	5m	25	18.66	-	-	-	-	-	-	-	-	26.20	-		-	-	-	-
	25 x 20mm Rectangle	C012	5m	10	49.76	49.76	52.24	57.29	63.58	-	57.29	63.58	-	-	-		-	-	-	63.58
	20 x 15mm Bead	C011	5m	20	-	31.10	32.65	-	-	-	-	-	-	-	-		-	-	-	-
	12mm Quadrant	C021	5m	20	16.42	16.42	17.21	-	22.13	-	18.88	-	-	-	-		-	-	-	-
	17.5mm Quadrant	C216	5m	20	17.78	17.78	18.65	20.43	23.76	23.76	20.43	23.76	23.76	23.76	23.76		-	-	-	23.76
	18mm Quadrant	C755	5m	20	-	-	-	-	-	-	-	-	-	-	-		23.76	23.76	23.76	-
	26mm Batten	C015	5m	25	-	20.77	21.84	-	-	-	-	-	-	-	-		-	-	-	-
	25mm x 6mm Dee Mould	C205	5m	25	17.78	17.78	18.65	20.43	23.76	23.76	20.43	23.76	23.76	23.76	23.76		-	-	-	23.76
	28mm x 6mm Dee Mould (flat back)	C745	5m	10	-	-	-	-	-	-	-	-	-	-	-		23.76	23.76	23.76	-
	25 x 25mm Angle	C018	5m	20	35.58	35.58	37.31	-	-	-	42.90	-	-	-	-		-	-	-	-
	50 x 50mm Angle	C056	5m	10	60.32	60.32	63.16	-	-	-	69.37	-	-	-	-		-	-	-	-
	100 x 80mm Hollow Angle	C020	5m	5	-	108.58	113.60	-	-	-	121.41	-	-	-	-		-	-	-	-

*M = MAHOGANY C = LIGHT OAK R = ROSEWOOD Q = IRISH OAK K = WHITE FOIL D = CREAM Z = BLACK X = ANTHRACITE GREY (foiled) L = CHARTWELL GREEN
SX = ANTHRACITE GREY SMOOTH FOIL U = SAGE O = CLAYSTONE I = PEBBLE GREY AG = AGATE GREY (foiled)

Fixing Pins, Nails and Screws (Stainless Steel)

Description	Code No.	Colours*	Grade of Stainless Steel	Box Qty.	White £	Price per Box Colours £
 Trimtop Nails 30mm 40mm 50mm 65mm	C080 C081 C082 C083	W All finishes W/Z All finishes	Marine (A4) Marine (A4) Marine (A4) Marine (A4)	250 250 100 100	31.90 35.47 26.77 29.54	– 40.95 30.90 34.65
 Fixing Pins 25mm 30mm 50mm	C203 C204 C228		Marine (A4) Marine (A4) Marine (A4)	250 250 100	10.93 11.43 17.91	– – –
 A4 Capped Screws 30mm 40mm 50mm 65mm	C074 C071 C072 C073	W W W W	Marine (A4) Marine (A4) Marine (A4) Marine (A4)	100 100 100 100	31.26 36.06 40.46 46.71	– – – –
Sealants and Adhesives						
Description	Code No.	Colours*	Size ml	Box Qty.	White £	Price per Box Colours £
 Low Modulus Silicone	C077	W N*	300ml	25	498.52	–
			300ml	25	498.52	–
 General Purpose Adhesive	C079	W	300ml	12	157.37	–
Useful Information						
<ul style="list-style-type: none">● Beware of low quality Fixings, Silicones and Adhesives.● Swish profiles should be fitted with SWISH fixings, sealants and/or adhesives at all times. Use of alternative fixings, silicones and adhesives could lead to installation failure.						

W = WHITE E = LIGHT GREY G = ANTHRACITE GREY M = MAHOGANY C = LIGHT OAK Q = IRISH OAK Z = BLACK N = NEUTRAL AG = AGATE GREY (foiled) SZ = SMOOTH BLACK FOIL

Index

Code	Description	Page No.	Code	Description	Page No.
C001	100mm SHIPLAP CLADDING	3	C097	100mm CAPPIT	7 + 13
C002	150mm SHIPLAP CLADDING	3 + 18	C098	250mm CAPPIT	7, 13 + 19
C003	150mm OPEN V CLADDING	3	C104	300mm CAPPIT	7, 13 + 19
C005	300mm SHIPLAP CLADDING	3	C107	150mm CAPPIT	7, 13 + 19
C011	20 x 15mm BEAD	15 + 20	C108	605mm CAPPIT	7 + 13
C012	25 x 20mm RECTANGLE	15 + 20	C111	405mm SQUARE FASCIA (16mm) 1.25m	6
C013	300mm GEE PEE (fluted)	11	C112	405mm BULLNOSE JUMBO (1.25m)	5
C014	28mm EDGE TRIM	15 + 20	C113	405mm JUMBO BOX-END (D/E)	5
C015	25 x 7mm BATTEN	15 + 20	C114	405mm CAPPIT BOX-END (D/E)	7
C016	20mm EDGE MOULD	15 + 20	C116	405mm OGEE JUMBO BOX-END (D/E)	5
C017	22mm SCOTIA MOULD	15	C117	405mm x 16mm OGEE BOX-END (D/E)	6
C018	25mm EXTERNAL ANGLE	15 + 20	C119	405mm x 16mm BULLNOSE BOX-END	6
C019	15 x 12.5mm RECTANGLE	15 + 20	C120	225mm CAPPIT	7, 13 + 19
C020	80 x 100mm HOLLOW ANGLE	15 + 20	C138	CAPPIT END CAP (42mm Leg)	14
C021	12mm QUADRANT	15 + 20	C139	EURO-CAPPIT END CAP	14
C022	50mm CLOAKING PROFILE	16 + 20	C140 - C146	OGEE JUMBO	5
C023	75mm CLOAKING PROFILE	16 + 20	C150	405mm CAPPIT (D/E)	7, 13 + 19
C024	100mm CLOAKING PROFILE	16 + 20	C151	405mm JUMBO (D/E)	5
C026	UNIVERSAL CHANNEL	4 + 18	C153	JUMBO JOINT	8
C027	UNIVERSAL STARTER TRIM	4 + 18	C154	JUMBO CORNER	8
C028	WALL STARTER TRIM	4	C157	150mm BULLNOSE JUMBO	5 + 13
C029	DRIP STARTER TRIM	4	C158	250mm BULLNOSE JUMBO	5 + 13
C030	EXTERNAL CORNER TRIM	4	C161 - C167	150mm to 405mm OGEE FASCIA (16mm)	6
C033	CENTRE JOINT TRIM	4	C188	355mm BULLNOSE JUMBO	5 + 13
C034	COVER TRIM	4	C190 - C197	7mm CAPPIT BOARDS 150mm - 455mm	13
C035	DRIP TRIM	4	C199	CAPPIT END CAP (42mm Leg)	14
C036	SOFFIT TO WALL TRIM	9	C203/4	25mm & 33mm FIXINGS	21
C037	WINDOW BOARD CHANNEL	14	C205	25mm DEE MOULD	15 + 20
C038	FELT ROOF EDGE TRIM	9	C206	28mm DEE MOULD	15
C039	PLANK TOP TRIM	4	C208	125mm FEATHEREDGE CLADDING	3
C040	UNIVERSAL CHANNEL + BATTEN COVER	4	C209	LONG B/N JUMBO END CAP	14
C041	SOFFIT JOINT TRIM (Extruded)	9 + 17	C212	CAPPIJUMBO BRD END CAPS	14 + 19
C042	100mm SHIPLAP JOINT	4	C216	17.5mm QUADRANT	15 + 20
C043	150mm SHIPLAP JOINT	4 + 18	C217	200mm CAPPIT	7, 13 + 19
C044	150mm OPEN V JOINT	4	C222	45mm ARCHITRAVE	16
C045	300mm SHIPLAP JOINT	4	C223	70mm SKIRTING	16
C047	B/N WINDOW BRD END CAP (Foiled)	19	C225	95mm OGEE SKIRTING	16
C048	LONG B/N WINDOW BRD END CAP	14	C226	125mm CLOAKING	16
C050	B/N WINDOW BRD END CAP	14 + 19	C228	50mm FIXING PINS	21
C051/2	2-PART JOINT (Male/Female)	4 + 18	C232	SQUARE FACE-FIX CORNER	8 + 17
C055	125mm TEE GEE CLADDING	3	C233	OGEE FACE-FIX CORNER	8
C056	50mm EXTERNAL ANGLE	15 + 20	C235	SQUARE FACE-FIX JOINT	8 + 17
C057	125mm TEE GEE/FEATHER EDGE JOINT	4	C236	OGEE CAPPIT JOINT TRIM	8
C058	150mm OPEN V POLO	11	C237	10mm CAPPIT JUMBO VENTILATOR	12
C161 - C167	150mm to 405mm OGEE FASCIA (16mm)	6	C238	25mm CAPPIT JUMBO VENTILATOR	12 + 18
C059	SOFFIT JOINT TRIM (2.5m)	9	C239 to C241	100mm to 175mm GEE PEE BOARDS	11 + 17
C061	30 x 15mm ANGLEVENTILATOR	4 + 12	C242	50mm DEE MOULD	15
C062	SOFFIWALL VENTILATOR	12	C243	75mm DEE MOULD	15
C065	60 x 15mm VENTILATOR	4, 12 + 18	C244 to C249	GEE PEE BOARDS	11 + 17
C066	25mm FASCIA/SOFFIT VENTILATOR	12	C251	500mm GEE PEE	11
C068	60 x 15mm ANGLE TRIM	4	C252	605mm GEE PEE	11
C069	30 x 15mm ANGLE TRIM	4	C253	250mm GEE PEE	11 + 17
C071 - C074	CAPPED SCREWS	21	C254	45mm ARCHITRAVE (6mm)	16 + 20
C077	LOW MODULUS SILICONE 310ml	21	C257	100mm GEE PEE	11
C079	GENERAL PURPOSE ADHESIVE 310ml	21	C258	70mm ARCHITRAVE/SKIRTING (6mm)	16 + 20
C080 - C083	TRIMTOP FIXINGS	21	C259	95mm SKIRTING (6mm)	16 + 20
C084 - C089	OGEE CAPPIT BOARDS	7	C260	150mm B/N WINDOW BOARD	13
C094	400mm CAPPIT	7 + 13	C261	175mm B/N WINDOW BOARD	13 + 19
C095	175mm CAPPIT	7, 13 + 19	C262	200mm B/N WINDOW BOARD	13

Index

Code	Description	Page No.	Code	Description	Page No.
C263	225mm B/N WINDOW BOARD	13 + 19	C438 to C443	EURO CAPPIT - 75mm Leg (9mm Thick)	13
C264	250mm B/N WINDOW BOARD	13	C445 to C446	ROOFSTYLE DECORATIVE MOULDINGS	9
C265	300mm B/N WINDOW BOARD	13	C448	455mm BULLNOSE FASCIA (16mm)	6
C266	405mm B/N WINDOW BOARD	13	C457	CONVEX DECORATIVE ROOFLINE	9
C267	CIRCULAR SOFFIT VENTILATOR	12	C458	CONCAVE DECORATIVE ROOFLINE	9
C269	100mm OPEN V CLADDING	3 + 18	C459	GABLE FINIAL	9 + 17
C270	35mm CLOAKING PROFILE	16	C466	3D ROOF SPIRE (910mm)	9
C271	CAPPIT REVEAL CORNER	14	C471	SMALL GALLOWS BRACKET	10
C272	BULLNOSE JUMBO END CAP	14	C472	LARGE GALLOWS BRACKET	10
C273	BULLNOSE JUMBO END CAP	14	C473	BRACING BAR (1500mm)	9
C274 to C277	175mm to 405mm BULLNOSE JUMBO	5 + 13	C474	GRP BALL FINIAL (965mm)	9
C278	CAPPIJUMBO END CAP	14	C475	ROOF SPIRE (910mm) Flat Backed	9
C279	CAPPIJUMBO END CAP	19	C476	ROOF SPIRE (1310mm) Flat Backed	9
C280	355mm JUMBO (D/E)	5	C481 to C483	DENTILS	10
C387	200mm POLO (25mm)	11	C492	135 Deg EXTERNAL CORNER	8
C281	100mm OPEN V JOINT	4 + 18	C493	135 Deg INTERNAL CORNER	8
C285 to C289	150mm to 250mm JUMBO	5	C496	GRP BALL FINIAL (1500mm)	9
C290/1	2-Part UNIVERSAL TRIM (Male/Female)	4 + 18	C497	JOINING BRACKET	9
C292/3	2-Part CORNER TRIM (Male/Female)	4 + 18	C502	JUMBOTEC	12
C294	CAPPIT EXTERNAL CORNER	8	C504	OVER FASCIA VENTILATOR (10mm)	12
C298	SQUARE INTERNAL CORNER	8 + 17	C505	OVER FASCIA VENTILATOR (25mm)	12
C299	BULLNOSE EXTERNAL JOINT	8	C508	FIRE PROTECTION FABRIC	12
C300	OGEE INTERNAL CORNER	8	C520	45mm CASTILLATED ARCHITRAVE	16
C301	BULLNOSE EXTERNAL CORNER	8	C521	70mm CASTILLATED ARCH/SKIRT.	16
C302	CAPPIT JOINT	8	C522	95mm CASTILLATED SKIRTING	16
C305	150mm POLO (10mm)	11 + 17	C530	605mm POLO (10mm)	11
C306	175mm POLO (10mm)	11 + 17	C540	TUDOR BOARDS	17
C308	300mm POLO (10mm)	11 + 17	C650	300mm SHIPLAP M-BOSS	3
C309	450mm POLO (10mm)	11	C655	270mm FEATHER EDGE M-BOSS	3
C310	125mm TEEGEE POLO	11	C661	300mm SHIPLAP M-BOSS JOINT	3
C311	150mm POLO (25mm)	11	C662	UNIVERSAL CHANNEL	3
C314	300mm POLO (25mm)	11	C663	UNIVERSAL CHANNEL + BATTEN COVER	3
C315	450mm POLO (25mm)	11	C664	2 PART UNIVERSAL TRIM (Male & Female)	3
C321	BULLNOSE INTERNAL CORNER	8	C665	DRIP TRIM	3
C326	SQUARE JOINT	8 + 17	C666	2 PART CORNER TRIM (Male & Female)	3
C327	FLAT BOARD JOINT	8	C667	2 PART JOINT TRIM (Male & Female)	3
C328	BULLNOSE JOINT	8	C668	WALL STARTER TRIM	3
C329	OGEE JOINT	8	C670	270mm FEATHER EDGE M-BOSS JOINT	3
C345 to C351	150mm to 405mm SQUARE FASCIA (16mm)	6 + 17	C715	45mm x 5.5mm ARCHITRAVE	20-21
C354 to C359	150mm to 405mm FLAT FASCIA (16mm)	6	C725	65mm x 5.5mm SKIRTING	20-21
C360	BULLNOSE JUMBO JOINT	8	C730	70mm x 18mm DECORATIVE TRIM	16
C361	BULLNOSE JUMBO EXTERNAL CORNER	8	C731	125mm x 18mm DECORATIVE TRIM	16
C365	300mm SQUARE FASCIA (16mm)	6	C735	95mm x 5.5mm SKIRTING	20-21
C366	455mm SQUARE FASCIA (16mm)	6	C745	28mm x 6mm DEE MOULD	20-21
C380	200mm POLO (10mm)	11	C755	18mm QUADRANT	20-21
C387	200mm POLO (25mm)	11	DVLH**50	VERGE UNIT LEFT	7
C392	405mm POLO (25mm)	11	DVRH**50	VERGE UNIT RIGHT	7
C397	225mm POLO (10mm)	11 + 17	DVLHS**30	STARTER UNIT LEFT	7
C398	225mm POLO (25mm)	11	DVRHS**30	STARTER UNIT RIGHT	7
C405	BIRD COMB	12	DVRCA**10	ANGLED RIDGE CAP	7
C406	VENTED EAVES PROTECTOR	12	DVRCR**10	ROUND RIDGE CAP	7
C410	405mm POLO (10mm)	11 + 17	DVBEC50*	BATTEN END CLIP	7
C412	330mm POLO (10mm)	11	ST45	50mm FLEXI-ANGLE	15
C413	250mm POLO (10mm)	11	ST75	75mm FLEXI-ANGLE	15
C415	SQUARE EXTERNAL CORNER	8 + 17			
C417	OGEE EXTERNAL CORNER	8			
C418	BULLNOSE EXTERNAL CORNER	8			
C420 to C426	150mm to 405mm BULLNOSE FASCIA (16mm)	6			
C430 to C436	EURO CAPPIT - 60mm Leg (9mm Thick)	13			

For further details contact:

Swish[®]
BUILDING PRODUCTS

Pioneer House, Mariner, Lichfield Road Industrial Estate,
Tamworth, Staffordshire B79 7TF
Telephone: (01827) 317200
Fax: (01827) 316169
e-mail: marketing@swishbp.co.uk
www.swishbp.co.uk

Swish, M-Boss, Tee Gee, Gee Pee, Polo, Cappit, Jumbo and Jumbotec
are all registered trademarks