





CERTIFIED  
QUALITY  
MANAGEMENT  
SYSTEM

# WELCOME TO **EDITION 6** OF THE ZOO HARDWARE CATALOGUE ...

Your comprehensive guide to all of our products,  
ranges, finishes and standards.

## WHO WE ARE

We are designers and suppliers of top quality architectural door hardware including door handles, knobs, locks, hinges and more.

Every item is selected for its quality and value for money, and we are confident in our belief that we can offer some of the highest quality products at the most competitive prices.



Visit our website : [www.zoohardware.co.uk](http://www.zoohardware.co.uk)

006	<b>VIER</b>	Architectural / designer levers & accessories by <b>VIER</b>
014	<b>ZG4S</b>	BS EN 1906 : Grade 4 levers & accessories in ss304
018	<b>ZPS</b>	Architectural levers & accessories in ss304
026	<b>ZCS</b>	Architectural levers & accessories in ss304
040	<b>ZCS2</b>	Contract levers & accessories in ss201
052	<b>ZCS316</b>	Levers & accessories in ss316
056	<b>ZAS</b>	Stainless steel accessories
076	<b>ZSS</b>	Stainless steel signage & numerals
080	<b>DAT</b>	Designer brassware levers & accessories by <b>DA-TONOLI</b>
086	<b>FB</b>	Finest brassware by <b>FULTON &amp; BRAY</b>
120	<b>FB</b>	Finest brass window furniture by <b>FULTON &amp; BRAY</b>
134	<b>ZCB</b>	Contract brass mortice knobs
136	<b>ZAB</b>	Brass accessories
148	<b>ZAA</b>	Architectural aluminium levers & accessories
158	<b>ZCA</b>	Contract aluminium levers & accessories
162	<b>ZSA</b>	Aluminium signage
164	<b>ZPZ</b>	Designer levers & accessories by <b>STANZA</b>
178	<b>ZCZ</b>	Contract levers & accessories by <b>STANZA</b>
184	<b>RM</b>	Designer levers & accessories by <b>ROSSO MANIGLIE</b>
202	<b>PRO</b>	Project zinc levers & accessories – <b>PRO RANGE</b>
208	<b>FF</b>	Black antique ironmongery by <b>FOXCOTE FOUNDRIES</b>
236	<b>TDF</b>	Cabinet hardware by <b>TOP DRAWER FITTINGS</b>
240	<b>ZI</b>	Intumescent fire seals by <b>FLEXIFIRE</b>
228	<b>ZDC/VDC</b>	Door closers & accessories
254	<b>ZDL</b>	DIN locks & accessories by <b>VIER</b>
264	<b>ZBS/ZUK/ZUR/ZSC/ZDC ZBC/ZUL/ZCRD/ZNL</b>	British Standard, UK, replacement & contract locks & latches
286	<b>ZFB</b>	Fire brigade locks
288	<b>ZTLKA/ZTD/PRTL/ZRL/ZRB</b>	Tubular latches & tubular dead bolts
294	<b>VHP/VHC/VLH/ZHS/ZHRB PRSS/ZSHP/VSP/VSER</b>	Hinges & accessories
310	<b>V5</b>	5-pin architectural cylinders by <b>VIER</b>
326	<b>V10</b>	10-pin restricted cylinders by <b>VIER</b>
337	<b>MISC</b>	Standards, additional information, notes
342	<b>INDEX</b>	Index by product type / Index by product code

## CERTIFICATION IS THE KEY TO OUR SUCCESS...

At Zoo we are committed to quality and reliability. For this reason, when it comes to achieving and maintaining standards, we have chosen independent third-party testing from Warrington Certification Ltd.

This ensures consistent product assurance for specifiers, stockists and end users. The standards achieved and level of traceability ensures confidence with regards to the stated performance of our products.



We sign up to the Certifire scheme as its Internationally and Nationally recognised as delivering quality within our industry, it's a means of providing a guarantee, low maintenance in certain areas and that we continue to adhere to the product standards and the additional Certifire requirements.

We are annually inspected for products that carry the Certifire logo and we have products sampled from the market and independently tested to make sure that they continue to meet the requirements and maintain the levels they achieved originally.

Certifire uses sampling from the market and independent testing requirements within its scheme. This guarantees products meet the requirements from initial testing and through subsequent assessments/audits ensure products are sourced and manufactured to that same standards and/or specification.

### OUR PROCESS

Our in-house design team is fully qualified in all aspects of design and production and we constantly aim to supply innovative, stylish and cost-effective hardware and settle for nothing less than top quality.

From our head office design facilities we can create, manufacture and deliver state of the art products.

- All aspects of design are implemented to ensure cost effective and aesthetic products
- Where relevant, designs are evaluated for strength from stress analysis through to environmental and material considerations
- We can then simulate functions and more importantly aesthetics, involving you the customer every step of the way
- Through the work of the design team we can turn your ideas into high quality products in a short space of time.

## WHAT OUR SYMBOLS MEAN ...



BS EN 1634-1 Fire resistance tests for door and shutter assemblies.



Suitable for 30 minute fire doors



Suitable for 60 minute fire doors



Suitable for 30/60 minute fire doors



Suitable for steel fire doors up to 240 minutes



Suitable for timber fire doors up to 120 minutes



Products designed for heavy duty use



Products guaranteed for 10 years against any manufacturing defect.



Products suitable for commercial application.



Products suitable for domestic application.



BS EN 1906 classifies door furniture (Lever handles and knob furniture) by using an 8 digit coding system.

*See page 338 for more details.*



BS EN 1670 classifies corrosion resistance of door hardware.



BS 8300 is the design of buildings and their approaches to meet the needs of disabled people.



BS EN 12209 classifies mechanically operated locks, latches and locking plates using an 11 digit coding system.

*See page 339 for more details.*



BS 3621 is the kitemark given to British Standard locks that have met the performance and security testing methods for mortice locks.



BS EN 1154 classifies the standard requirements and testing methods covering controlled door closing devices.



BS EN 1935 classifies door furniture (Single-axis hinges) by using an 8 digit coding system.

*See page 340 for details.*



BS EN 1303 classifies the standard requirements and testing methods covering cylinders for locks.



Cylinders designed with an anti-drill feature



Cylinders designed with an anti-pick feature



Cylinders designed with a break-off system



Products that have been independently tested to One Million cycles



CE marking is the easiest and safest route to providing compliance with the latest UK Construction Products Regulations for hardware used on fire, smoke and escape doors.







Certifire is an independent third party certification scheme that ensures performance, quality, reliability and traceability of fire protection products.



**KEEP AN EYE OUT...**

Any new products or finishes have been highlighted throughout this catalogue with a flash similar to this for easy identification.

## CYLINDER FINISHES

-  **PB** - Polished Brass
-  **PC** - Polished Chrome
-  **SC** - Satin Chrome
-  **BK** - Black

**PB** - Polished Brass

**CP** - Polished Chrome

**SC** - Satin Chrome

**PS** - Polished Stainless

**SS** - Satin Stainless

**SA** - Satin Aluminium

**PN** - Polished Nickel

**SN** - Satin Nickel

**NP** - Nickel Plate

**FB** - Florentine Bronze

**BK / PCB** - Black / Powder Coat Black

**BZ** - Bronze finish

**EB** - Electro Brass

**PVD** - Anti-tarnish Brass finish

**PVDN** - Anti-tarnish Nickel finish

**PVDG** - Anti-tarnish Gold finish

**PVDBZ** - Anti-tarnish Bronze finish

**PVDSN** - Anti-tarnish Satin Nickel

**ECBZ** - Electro-coated Bronze finish

## NEW FINISHES COMING SOON

-  **PVDPN** - Anti-tarnish Polished Nickel
-  **PNSN** - Polished Nickel/Satin Nickel
-  **PNSS** - Polished Nickel /Satin Stainless

# PRODUCT FINISHES

Our complete collection

**PCW** - Powder Coat White

**SBPB** - Satin Brass / Polished Brass

**SCCP / CPSC** - Satin Chrome / Polished Chrome

**CPSS** - Polished Chrome / Satin Stainless

**SSPS** - Stainless Steel / Polished Stainless

**CPSN** - Polished Chrome / Satin Nickel

**CPMB** - Polished Chrome / Matt Black

**CPA** - Polished Chrome / Amber Glass

**CPB** - Polished Chrome / Blue Glass

**CPG** - Polished Chrome / Green Glass

**CPP** - Polished Chrome / Pink Glass

**CPBL** - Polished Chrome / Black Glass

**CPWH** - Polished Chrome / White Glass

**ICFB** - Ivory Crackle Porcelain / Florentine Bronze


**GCCP** - Grey Crackle Porcelain / Polished Chrome

**PWCP** - Plain White Porcelain / Polished Chrome



**ADDITIONAL  
DOOR CLOSER  
FINISHES**

 **SE** - Silver

 **B** - Black

 **G** - Gold

We produce hardware and accessories in a variety of finishes designed to suit your every need. Each finish has an individual colour swatch and code, (codes can be found at the end of our product codes) allowing you to pick your product in the finish you require.



The Vier Precision Design architectural range consists of grade 304 stainless steel levers and accessories on a slim-line 52 x 4mm unsprung rose.



Grade  
**304**  
Stainless Steel

**4mm**  
Unsprung Rose

  
**19 / 21mm**  
Tube Diameters



**FEATURED PRODUCT**  
**VS070**



### VS010

Mitred lever – Push on rose (unsprung)



PRODUCT CODES

- VS010

KEY FEATURES

- 19mm diameter tube
- BS EN 1906 : 2010 Grade 3
- BS EN 1670 : 2007 Grade 5 (Corrosion)
- Tested to 200,000 cycles
- Grade 304 stainless steel
- 52 x 4mm unsprung rose
- Heso spindle
- Bolt through fixings included
- Suitable for 35-54mm doors

FINISHES AVAILABLE

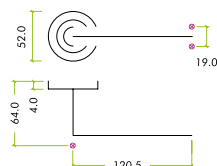


SS

STANDARDS



TECHNICAL



### VS020

Radius lever – Push on rose (unsprung)



PRODUCT CODES

- VS020

KEY FEATURES

- 19mm diameter tube
- BS EN 1906 : 2010 Grade 3
- BS EN 1670 : 2007 Grade 5 (Corrosion)
- Tested to 200,000 cycles
- Grade 304 stainless steel
- 52 x 4mm unsprung rose
- Heso spindle
- Bolt through fixings included
- Suitable for 35-54mm doors

FINISHES AVAILABLE

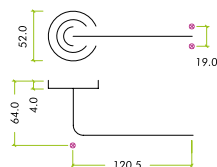


SS

STANDARDS



TECHNICAL





**VS030**

RTD lever – Push on rose (unsprung)

PRODUCT CODES

- VS030

KEY FEATURES

- 19mm diameter tube
- BS EN 1906 : 2010 Grade 3
- BS EN 1670 : 2007 Grade 5 (Corrosion)
- Tested to 200,000 cycles
- Grade 304 stainless steel
- 52 x 4mm unsprung rose
- Heso spindle
- Bolt through fixings included
- Suitable for 35-54mm doors

FINISHES AVAILABLE

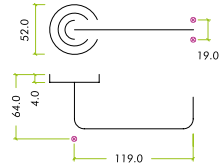


SS

STANDARDS



TECHNICAL



**VS040**

Mitred lever – Push on rose (unsprung)

PRODUCT CODES

- VS040

KEY FEATURES

- 21mm diameter tube
- BS EN 1906 : 2010 Grade 3
- BS EN 1670 : 2007 Grade 5 (Corrosion)
- Tested to 200,000 cycles
- Grade 304 stainless steel
- 52 x 4mm unsprung rose
- Heso spindle
- Bolt through fixings included
- Suitable for 35-54mm doors

FINISHES AVAILABLE

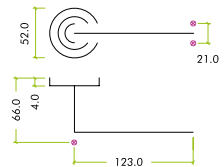


SS

STANDARDS



TECHNICAL



### VS050

Radius lever – Push on rose (unsprung)



PRODUCT CODES

- VS050

KEY FEATURES

- 21mm diameter tube
- BS EN 1906 : 2010 Grade 3
- BS EN 1670 : 2007 Grade 5 (Corrosion)
- Tested to 200,000 cycles
- Grade 304 stainless steel
- 52 x 4mm unsprung rose
- Heso spindle
- Bolt through fixings included
- Suitable for 35-54mm doors

FINISHES AVAILABLE

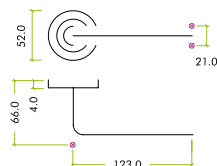


SS

STANDARDS



TECHNICAL



### VS070

Arch RTD lever – Push on rose (unsprung)



PRODUCT CODES

- VS070

KEY FEATURES

- 19mm diameter tube
- BS EN 1906 : 2010 Grade 3
- BS EN 1670 : 2007 Grade 5 (Corrosion)
- Tested to 200,000 cycles
- Grade 304 stainless steel
- 52 x 4mm unsprung rose
- Heso spindle
- Bolt through fixings included
- Suitable for 35-54mm doors

FINISHES AVAILABLE

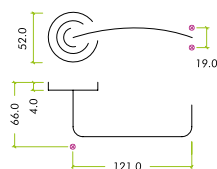


SS

STANDARDS



TECHNICAL





**VS080**

RTD lever – Push on rose (unsprung)

PRODUCT CODES

- VS080

KEY FEATURES

- 21mm diameter tube
- BS EN 1906 : 2010 Grade 3
- BS EN 1670 : 2007 Grade 5 (Corrosion)
- Tested to 200,000 cycles
- Grade 304 stainless steel
- 52 x 4mm unsprung rose
- Heso spindle
- Bolt through fixings included
- Suitable for 35-54mm doors

FINISHES AVAILABLE


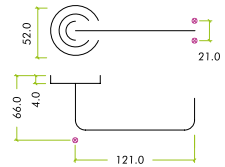


SS

STANDARDS



TECHNICAL



**VS110**

Designer lever – Push on rose (unsprung)

PRODUCT CODES

- VS110

KEY FEATURES

- BS EN 1906 : 2010 Grade 3
- BS EN 1670 : 2007 Grade 5 (Corrosion)
- Tested to 200,000 cycles
- Grade 304 stainless steel
- 52 x 4mm unsprung rose
- Heso spindle
- Bolt through fixings included
- Suitable for 35-54mm doors

FINISHES AVAILABLE

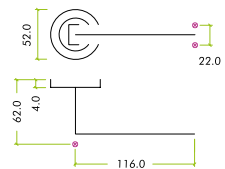


SS

STANDARDS



TECHNICAL





VS000

VS001



VS002

VS003

## VIER ESCUTCHEONS

### PRODUCT CODES

- **VS000**  
Blank profile
- **VS001**  
Euro profile
- **VS002**  
Standard profile
- **VS003**  
Oval profile

### KEY FEATURES

- 52 x 4mm unsprung  
push on rose
- Grade 304 stainless steel

### STANDARDS



### TECHNICAL



### FINISHES AVAILABLE



SS

## VIER TURN & RELEASE

### PRODUCT CODES

- **VS004i**  
Turn & release with indicator

### KEY FEATURES

- 52 x 4mm unsprung  
push on rose
- Grade 304 stainless steel

### STANDARDS



### TECHNICAL



### FINISHES AVAILABLE



SS



VS004i

## ADDITIONAL ACCESSORIES

- ZFP04 Spare male/female fixing pack - Vier levers



VSD PULL HANDLES

PRODUCT CODES

- VSD425B  
19 x 425mm 'D' pull handle
- VSD425C  
21 x 425mm 'D' pull handle

KEY FEATURES

- 19mm dia. (B)
- 21mm dia. (C)
- Bolt through fix as standard
- Optional rose pack available (VRP01SS)

FINISHES AVAILABLE



STANDARDS



FOR FULL DIMENSIONS TAKE A LOOK AT OUR PULL HANDLE GUIDE p038



VSM PULL HANDLES

PRODUCT CODES

- VSM425B  
19 x 425mm mitred pull handle
- VSM425C  
21 x 425mm mitred pull handle

KEY FEATURES

- 19mm dia. (B)
- 21mm dia. (C)
- Bolt through fix as standard
- Optional rose pack available (VRP01SS)

FINISHES AVAILABLE



STANDARDS





### VS21

#### Integral slide action flush bolt

PRODUCT CODES

- VS21

KEY FEATURES

- Grade 304
- Radius profile
- BS 476:198 tested

FINISHES AVAILABLE



SS

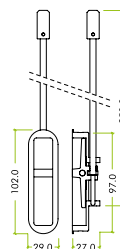


To maintain compliance with the fire standard for these flush bolts, it is recommended that you fit these with the ZIF0430G or ZIF460G FlexiFire intumescent packs which can be found on page 241.

STANDARDS



TECHNICAL



### VHP302

#### Knob-operated outside access device (OAD)

PRODUCT CODES

- VHP302ECSS

KEY FEATURES

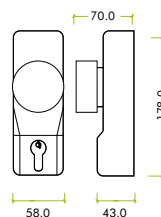
- Grade 304 Stainless Steel
- Satin stainless steel finish
- Non-handed
- Cross-knurled rim grip
- Surface mounted
- Supplied as standard for doors up to 45mm thick
- Fitted with euro profile cylinder and keys

FINISHES AVAILABLE



SS

TECHNICAL




## ADDITIONAL ACCESSORIES

- ZFP06 Spare fixing pack - suitable for 19 and 22mm pull handles M8 x 65mm
- ZFP09 Spare fixing pack - suitable for 19 and 22mm pull handles M8 x 90mm
- VRP01SS Rose pack - Vier pull handles

# ZG4S

Levers & accessories

The ZG4S range is made exclusively from 304 grade stainless steel. All designs feature a 52mm diameter push on rose, all tested to BS EN 1906 Grade 4.



**FEATURED PRODUCT**  
**ZG4S030**





## ZG4S030

19mm RTD lever – Push on rose



## PRODUCT CODES

- ZG4S030

## KEY FEATURES

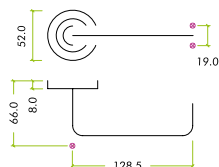
- BS EN 1906 : 2010 Grade 4
- Complies to design requirements of BS8300
- Frequently used on doors subject to violent use, e.g. stadiums, oil rigs, barracks, public toilets, etc.
- Tested to 200,000 cycles
- Grade 304 stainless steel
- Sprung rose
- Cast inner rose
- M4 male/female fixings
- Suitable for 35-54mm doors

4 7 - 1 1 4 0 B

## STANDARDS



## TECHNICAL



## FINISHES AVAILABLE



SS

## ZG4S ESCUTCHEONS

## PRODUCT CODES

- ZG4S000  
Blank profile
- ZG4S001  
Euro profile
- ZG4S002  
Standard profile
- ZG4S003  
Oval profile

## KEY FEATURES

- Grade 304 stainless steel
- Sold as pairs with stainless steel cast inner rose
- 50mm inner rose dia.
- 52mm outer rose dia.
- 8mm rose projection
- Supplied with M4 bolt fixings

## STANDARDS



## TECHNICAL



## FINISHES AVAILABLE



SS



ZG4S001  
(complete set)



ZCS004SS



ZCS004iSS



ZCS006iSS

## ZCS TURN & RELEASE

Push on rose

### PRODUCT CODES

- ZCS004SS  
with 5mm spindle
- ZCS004iSS  
with indicator & 5mm spindle
- ZCS006iSS  
with disabled turn, indicator & 5mm spindle

### KEY FEATURES

- Grade 304 stainless steel
- BS EN 1634-1
- 52mm push on rose dia.
- Fixing screws supplied

### STANDARDS



### TECHNICAL



### FINISHES AVAILABLE



## ADDITIONAL ACCESSORIES

- ZG4SPS Spare screw packs to suit the Grade 4 levers - contains 2 x M4x55mm and 2 x M4x65mm bolts
- SP30 Spare Heso spindle pack - 2 x Heso grubs, 1 x Heso spindle 100mm long and allen key
- SP30G Spare Heso grub screw

F & B

FULTON & BRAY

— FINEST BRASSWARE —



— FULTON & BRAY —

*Combining great quality with great value isn't just our priority, it's our promise.*

Designed to deliver high-end products at competitive prices in today's economic market, Fulton & Bray provides an array of door hardware, window fittings and accessories ideal for period and contemporary properties alike.

# ZPS

Levers & accessories

The ZPS range is made exclusively from 304 grade stainless steel. All levers feature a 50mm diameter screw on rose and are tested to BS EN 1906 Grade 3.

**50x8mm**  
Sprung Rose

Grade  
**304**  
Stainless Steel

**Cross-knurled**  
Texture Handle Grip

**FEATURED PRODUCT**  
**ZPS120SS**



**ZPS010**

Mitred lever – Screw on rose (sprung)



## PRODUCT CODES

- ZPS010SS

## KEY FEATURES

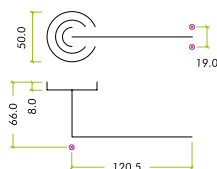
- 19mm diameter tube
- BS EN 1906 : 2010 Grade 3
- BS EN 1634-1
- Tested to 200,000 cycles
- Grade 304 stainless steel
- 50 x 8mm round sprung rose
- Heso spindle
- Bolt through fixings included
- Suitable for 35-54mm doors

3	7	-	B	0	5	0	B
---	---	---	---	---	---	---	---

## STANDARDS



## TECHNICAL



## FINISHES AVAILABLE



SS

**ZPS020**

Radius lever – Screw on rose (sprung)



## PRODUCT CODES

- ZPS020SS

## KEY FEATURES

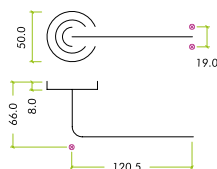
- 19mm diameter tube
- BS EN 1906 : 2010 Grade 3
- BS EN 1634-1
- Tested to 200,000 cycles
- Grade 304 stainless steel
- 50 x 8mm round sprung rose
- Heso spindle
- Bolt through fixings included
- Suitable for 35-54mm doors

3	7	-	B	0	5	0	B
---	---	---	---	---	---	---	---

## STANDARDS




## TECHNICAL



## FINISHES AVAILABLE



SS



**ZPS030**

RTD lever – Screw on rose (sprung)

PRODUCT CODES

- ZPS030SS

KEY FEATURES

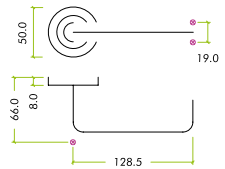
- 19mm diameter tube
- BS EN 1906 : 2010 Grade 3
- BS EN 1634-1
- Complies to design requirements of BS8300
- Tested to 200,000 cycles
- Grade 304 stainless steel
- 50 x 8mm round sprung rose
- Heso spindle
- Bolt through fixings included
- Suitable for 35-54mm doors

3 7 - B 0 5 0 B

STANDARDS



TECHNICAL



FINISHES AVAILABLE



**ZPS070**

Radius lever – Screw on rose (sprung)

PRODUCT CODES

- ZPS070SS

KEY FEATURES

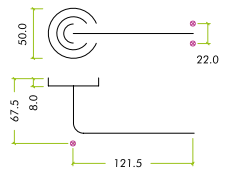
- 22mm diameter tube
- BS EN 1906 : 2010 Grade 3
- BS EN 1634-1
- Tested to 200,000 cycles
- Grade 304 stainless steel
- 50 x 8mm round sprung rose
- Heso spindle
- Bolt through fixings included
- Suitable for 35-54mm doors

3 7 - B 0 5 0 B

STANDARDS



TECHNICAL



FINISHES AVAILABLE



### ZPS080

RTD lever – Screw on rose (sprung)



PRODUCT CODES

- ZPS080SS

KEY FEATURES

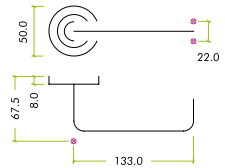
- 22mm diameter tube
- BS EN 1906 : 2010 Grade 3
- BS EN 1634-1
- Complies to design requirements of BS8300
- Tested to 200,000 cycles
- Grade 304 stainless steel
- 50 x 8mm round sprung rose
- Heso spindle
- Bolt through fixings included
- Suitable for 35-54mm doors

3 7 - B 0 5 0 B

STANDARDS



TECHNICAL




FINISHES AVAILABLE



### ZPS110

Orion lever – Screw on rose (sprung)



PRODUCT CODES

- ZPS110SS

KEY FEATURES

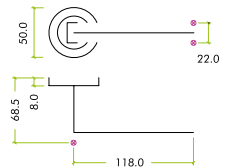
- BS EN 1906 : 2010 Grade 3
- Tested to 200,000 cycles
- Grade 304 stainless steel
- 50 x 8mm round sprung rose
- Heso spindle
- Bolt through fixings included
- Suitable for 35-54mm doors

3 7 - B 0 5 0 B

STANDARDS




TECHNICAL



FINISHES AVAILABLE





**ZPS120**

Athena lever – Screw on rose (sprung)

PRODUCT CODES

- ZPS120SS

KEY FEATURES

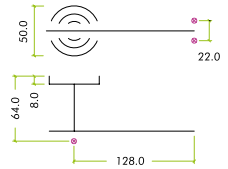
- BS EN 1906 : 2010 Grade 3
- BS EN 1634-1
- Tested to 200,000 cycles
- Grade 304 stainless steel
- Cross-knurled textured grip
- 50 x 8mm round sprung rose
- Heso spindle
- Bolt through fixings included
- Suitable for 35-54mm doors

3 7 - B 0 5 0 B

STANDARDS




TECHNICAL



FINISHES AVAILABLE



SS



**ZPS130**

Eros lever – Screw on rose (sprung)

PRODUCT CODES

- ZPS130SS

KEY FEATURES

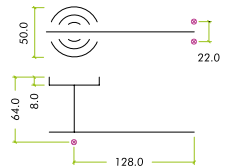
- BS EN 1906 : 2010 Grade 3
- Tested to 200,000 cycles
- Grade 304 stainless steel
- Carbon fibre grip
- 50 x 8mm round sprung rose
- Heso spindle
- Bolt through fixings included
- Suitable for 35-54mm doors

3 7 - B 0 5 0 B

STANDARDS



TECHNICAL



FINISHES AVAILABLE



SS





**ZPS100**  
Facility indicator

PRODUCT CODES  
• ZPS100SS

- KEY FEATURES
- BS EN 1634-1
  - Grade 304 stainless steel
  - Reversible handing function
  - Swing & slide door
  - Complies to the design requirements of BS8300
  - 175 x 38mm cover plate
  - Suitable for 35-54mm doors

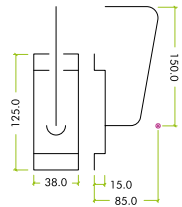
FINISHES AVAILABLE

 SS

STANDARDS



TECHNICAL



Fitting instructions for this product are available to download from [www.zoohardware.co.uk/essential-information](http://www.zoohardware.co.uk/essential-information)



**ZPS200**  
Ball mortice knob - Screw on rose (unsprung)

PRODUCT CODES  
• ZPS200SS

- KEY FEATURES
- Grade 304 stainless steel
  - Unsprung rose
  - 50mm rose dia.
  - 55mm ball dia.
  - 90mm projection

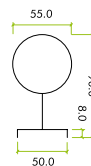
FINISHES AVAILABLE

 SS

STANDARDS



TECHNICAL





## ZPSALP

Anti-ligature style pull handle on backplate

PRODUCT CODES

- ZPSALP

KEY FEATURES

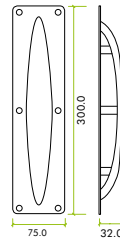
- Dimensions: 300 x 75 mm
- Grade 304 stainless steel
- Solid stainless, investment cast handle
- BS EN 1634-1
- Fixing screws supplied



STANDARDS



TECHNICAL



FINISHES AVAILABLE



SS  
**NEW!**



ZPS000SS



ZPS001SS



ZPS002SS



ZPS003SS

## ZPS ESCUTCHEONS

Screw on rose

PRODUCT CODES

- ZPS000SS  
Blank profile
- ZPS001SS  
Euro profile
- ZPS002SS  
Standard profile
- ZPS003SS  
Oval profile

KEY FEATURES

- Grade 304 stainless steel
- BS EN 1634-1
- 50mm screw on rose dia.
- Fixing screws supplied

STANDARDS



TECHNICAL



FINISHES AVAILABLE



SS



ZPS004SS



ZPS004ISS

## ZPS TURN & RELEASE

Screw on rose

PRODUCT CODES

- ZPS004SS  
with 5mm spindle
- ZPS004ISS  
with indicator &  
5mm spindle

KEY FEATURES

- Grade 304 stainless steel
- BS EN 1634-1
- 50mm screw on rose dia.
- Fixing screws supplied

STANDARDS



TECHNICAL



ZPS006ISS



ZPS007ISS

## DISABLED TURN & RELEASE

Screw on rose

PRODUCT CODES

- ZPS006ISS  
with disabled turn,  
indicator & 5mm spindle
- ZPS007ISS  
with disabled RTD lever,  
indicator & 5mm spindle

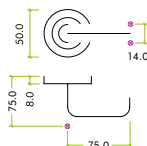
KEY FEATURES

- Grade 304 stainless steel
- BS EN 1634-1
- 50mm screw on rose dia.
- Fixing screws supplied

STANDARDS



TECHNICAL



FINISHES AVAILABLE



SS

## ADDITIONAL ACCESSORIES

- SP30 Spare Heso spindle pack - 2 x Heso grubs, 1 x Heso spindle 100mm long and allen key
- SP30G Spare Heso grub screw
- ZFP04 Spare male/female fixing pack - ZPS levers
- ZFP07 Spare fixing pack - suitable for the stainless steel facility indicator

# ZCS

Levers & accessories

The ZCS range is made exclusively from 304 grade stainless steel. All designs feature a 52mm diameter push on rose, all tested to performance Grade 3.

**52x8mm**  
Sprung Rose

**PS / SS**  
Finishes are available

**19 / 22mm**  
Tube Diameters

**FEATURED PRODUCT**  
**ZCS030PS**



**ZCS010**

Mitred lever – Push on rose (sprung)



ZCS010PS

PRODUCT CODES

- ZCS010SS
- ZCS010PS

KEY FEATURES

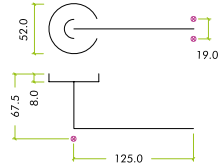
- 19mm diameter tube
- BS EN 1906 : 2010 Grade 3
- BS EN 1634-1
- Tested to 200,000 cycles
- Grade 304 stainless steel
- 52 x 8mm round sprung rose
- Heso spindle
- Bolt through fixings included
- Suitable for 35-54mm doors

3 7 - B 0 5 0 B

STANDARDS



TECHNICAL




FINISHES AVAILABLE



**ZCS020**

Radius lever – Push on rose (sprung)



PRODUCT CODES

- ZCS020SS

KEY FEATURES

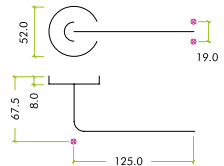
- 19mm diameter tube
- BS EN 1906 : 2010 Grade 3
- BS EN 1634-1
- Tested to 200,000 cycles
- Grade 304 stainless steel
- 52 x 8mm round sprung rose
- Heso spindle
- Bolt through fixings included
- Suitable for 35-54mm doors

3 7 - B 0 5 0 B

STANDARDS



TECHNICAL



FINISHES AVAILABLE





ZCS030SS

**ZCS030**

RTD lever – Push on rose (sprung)

PRODUCT CODES

- ZCS030SS
- ZCS030PS

KEY FEATURES

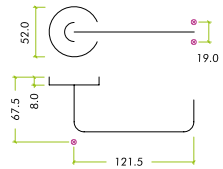
- 19mm diameter tube
- BS EN 1906 : 2010 Grade 3
- BS EN 1634-1
- Complies to design requirements of BS8300
- Tested to 200,000 cycles
- Grade 304 stainless steel
- 52 x 8mm round sprung rose
- Heso spindle
- Bolt through fixings included
- Suitable for 35-54mm doors

3 | 7 | - | B | 0 | 5 | 0 | B

STANDARDS



TECHNICAL



FINISHES AVAILABLE



**ZCS040**

Arched lever – Push on rose (sprung)

PRODUCT CODES

- ZCS040SS

KEY FEATURES

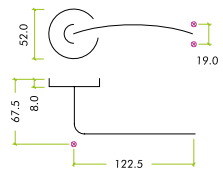
- 19mm diameter tube
- BS EN 1906 : 2010 Grade 3
- BS EN 1634-1
- Tested to 200,000 cycles
- Grade 304 stainless steel
- 52 x 8mm round sprung rose
- Heso spindle
- Bolt through fixings included
- Suitable for 35-54mm doors

3 | 7 | - | B | 0 | 5 | 0 | B

STANDARDS



TECHNICAL




FINISHES AVAILABLE



### ZCS050

Oval mitred lever – Push on rose (sprung)



PRODUCT CODES

- ZCS050SS

KEY FEATURES

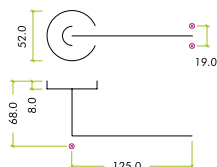
- 19mm diameter tube
- BS EN 1906 : 2010 Grade 3
- BS EN 1634-1
- Tested to 200,000 cycles
- Grade 304 stainless steel
- 52 x 8mm round sprung rose
- Heso spindle
- Bolt through fixings included
- Suitable for 35-54mm doors

3 7 - B 0 5 0 B

STANDARDS



TECHNICAL



FINISHES AVAILABLE



### ZCS080

RTD lever – Push on rose (sprung)



ZCS080PS

PRODUCT CODES

- ZCS080SS
- ZCS080PS

KEY FEATURES

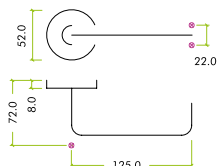
- 22mm diameter tube
- BS EN 1906 : 2010 Grade 3
- BS EN 1634-1
- Complies to design requirements of BS8300
- Tested to 200,000 cycles
- Grade 304 stainless steel
- 52 x 8mm round sprung rose
- Heso spindle
- Bolt through fixings included
- Suitable for 35-54mm doors

3 7 - B 0 5 0 B

STANDARDS



TECHNICAL



FINISHES AVAILABLE





**ZCS090**

Atlas lever – Push on rose (sprung)

PRODUCT CODES

- ZCS090SS

KEY FEATURES

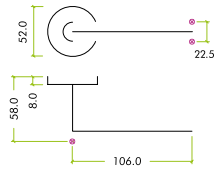
- BS EN 1906 : 2010 Grade 3
- BS EN 1634-1
- Tested to 200,000 cycles
- Grade 304 stainless steel
- 52 x 8mm round sprung rose
- Heso spindle
- Bolt through fixings included
- Suitable for 35-54mm doors

3 7 - B 0 5 0 B

STANDARDS



TECHNICAL



FINISHES AVAILABLE



SS

**ZCS120**

Arched T-bar lever – Push on rose (sprung)

PRODUCT CODES

- ZCS120SS
- ZCS120PS

KEY FEATURES

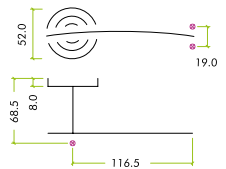
- BS EN 1906 : 2010 Grade 3
- BS EN 1634-1
- Tested to 200,000 cycles
- Grade 304 stainless steel
- 52 x 8mm round sprung rose
- Heso spindle
- Bolt through fixings included
- Suitable for 35-54mm doors

3 7 - B 0 5 0 B

STANDARDS



TECHNICAL



FINISHES AVAILABLE



SS PS



ZCS120PS





### ZCS160

Designer lever – Push on rose (sprung)

PRODUCT CODES

- ZCS160SS

KEY FEATURES

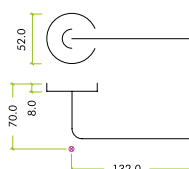
- BS EN 1906 : 2010 Grade 3
- BS EN 1634-1
- Tested to 200,000 cycles
- Grade 304 stainless steel
- 52 x 8mm round sprung rose
- Heso spindle
- Bolt through fixings included
- Suitable for 35-54mm doors

3 7 - B 0 5 0 B

STANDARDS



TECHNICAL



FINISHES AVAILABLE



SS

### ZCS170

Designer lever – Push on rose (sprung)

PRODUCT CODES

- ZCS170SS

KEY FEATURES

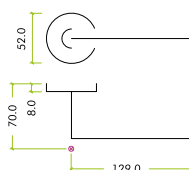
- BS EN 1906 : 2010 Grade 3
- BS EN 1634-1
- Tested to 200,000 cycles
- Grade 304 stainless steel
- 52 x 8mm round sprung rose
- Heso spindle
- Bolt through fixings included
- Suitable for 35-54mm doors

3 7 - B 0 5 0 B

STANDARDS



TECHNICAL



FINISHES AVAILABLE



SS





ZCS000SS



ZCS001PS



ZCS002PS



ZCS003SS

## ZCS ESCUTCHEONS

### PRODUCT CODES

- ZCS000SS
- ZCS000PS
- Blank profile
- ZCS001SS
- ZCS001PS
- Euro profile
- ZCS002SS
- ZCS002PS
- Standard profile
- ZCS003SS
- ZCS003PS
- Oval profile

### KEY FEATURES

- Grade 304 stainless steel
- BS EN 1634-1
- 52mm push on rose dia.
- Fixing screws supplied

### STANDARDS



### TECHNICAL



### FINISHES AVAILABLE



ZCS004SS



ZCS004iPS



ZCS006iSS

## ZCS TURN & RELEASE

Push on rose

### PRODUCT CODES

- ZCS004SS
- ZCS004PS
- with 5mm spindle
- ZCS004iSS
- ZCS004iPS
- with indicator & 5mm spindle
- ZCS006iSS
- ZCS006iPS
- with disabled turn, indicator & 5mm spindle

### KEY FEATURES

- Grade 304 stainless steel
- BS EN 1634-1
- 52mm push on rose dia.
- Fixing screws supplied
- Indicator option available

### STANDARDS



### TECHNICAL



### FINISHES AVAILABLE



## LIFT TO LOCK SET

The Zoo Hardware lift to lock DIN lock inside lever handle presses down to release the latch bolt, whilst also lifting up to throw the dead bolt. This is illustrated by the included sign "lift handle to lock".



FOR USE WITH



## ZCS030LL

RTD lift to lock lever – push on rose

### PRODUCT CODES

- ZCS030LLSS
- FOR USE WITH
- ZDL7260LLSS
- ZDL7260RLLSS (Radius)

### KEY FEATURES

- BS EN 1634-1
- Complies to design requirements of BS8300
- Tested to 200,000 cycles
- Grade 304 stainless steel
- Unsprung rose
- Heso spindle
- Bolt through fixings included
- Suitable for 35-54mm doors

### FINISHES AVAILABLE

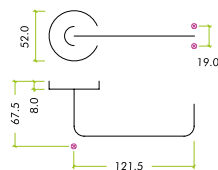


SS

### STANDARDS



### TECHNICAL



## ZDL7260LL / ZDL7260RLL

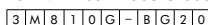
DIN lift to lock - 72mm c/c

### PRODUCT CODES

- ZDL7260LLSS
- ZDL7260RLLSS (Radius)

### KEY FEATURES

- 60mm backsets available
- Square & radius profile forends
- 22mm SS304 forend
- SS304 latch & deadbolt
- Anti-rattle strike
- Grip tight follower
- Blind escutcheon & emergency release half set
- BS EN 12209 : 2003 Grade 3



### FINISHES AVAILABLE

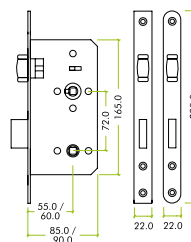


SS

### STANDARDS



### TECHNICAL





## ZCSIP19SP

19mm RTD lever on short inner backplate

### PRODUCT CODES

- ZCSIP19SP
- ZCSIP19SPPS

### KEY FEATURES

- BS EN 1906 : 2010 Grade 3
- BS EN 1634-1
- Complies with the design requirements of BS8300
- Dimensions - 178 x 43mm
- Grade 304 stainless steel
- M4 Male/Female fixings
- M6 Heso grub screws
- Supplied with wood screws

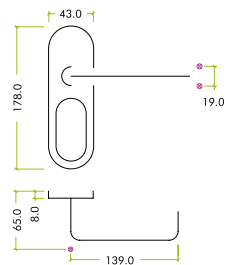
### FINISHES AVAILABLE



### STANDARDS



### TECHNICAL



ZCS43SS

## ZCS SHORT COVER PLATES

To suit ZCSIP19SP

### PRODUCT CODES

- ZCS41SS
- ZCS41PS  
Lock cover plate
- ZCS41EPSS
- ZCS41EPPS  
Euro cover plate
- ZCS41OPSS
- ZCS41OPPS  
Oval cover plate
- ZCS42SS
- ZCS42PS  
Latch cover plate
- ZCS43SS
- ZCS43PS  
Bathroom cover plate
- ZCS41EPSS72  
Euro lock cover plate  
( 72mm c/c )
- ZCS43SS78  
Bathroom cover plate  
( 78mm c/c )

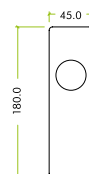
### KEY FEATURES

- 180 x 45mm
- Grade 304 stainless steel
- BS EN 1634-1

### STANDARDS



### TECHNICAL



### FINISHES AVAILABLE





### ZCSIP19

19mm RTD lever on inner backplate

**PRODUCT CODES**

- ZCSIP19SS

**KEY FEATURES**

- BS EN 1906 : 2010 Grade 3
- BS EN 1634-1
- Complies with the design requirements of BS8300
- Dimensions - 228 x 48mm
- Grade 304 stainless steel
- M4 Male/Female fixings
- M6 Heso grub screws
- Supplied with wood screws

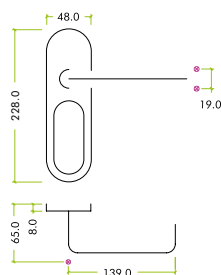
**FINISHES AVAILABLE**

- SS

**STANDARDS**



**TECHNICAL**



### ZCSIP22

22mm RTD lever on inner backplate

**PRODUCT CODES**

- ZCSIP22SS

**KEY FEATURES**

- BS EN 1906 : 2010 Grade 3
- BS EN 1634-1
- Complies with the design requirements of BS8300
- Dimensions - 228 x 48mm
- Grade 304 stainless steel
- M4 Male/Female fixings
- M6 Heso grub screws
- Supplied with wood screws

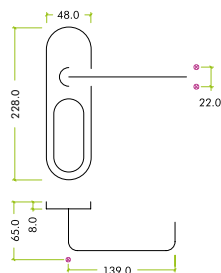
**FINISHES AVAILABLE**

- SS

**STANDARDS**



**TECHNICAL**





ZCS31SS



ZCS32RSS



ZCS31EPSS72



ZCS33SS78

**ZCS COVER PLATES**

To suit ZCSIP19 / ZCSIP22

PRODUCT CODES

- ZCS31SS
- ZCS31RSS  
Lock cover plate
- ZCS31EPSS
- ZCS31EPRSS  
Euro cover plate
- ZCS31OPSS
- ZCS31OPRSS  
Oval cover plate
- ZCS32SS
- ZCS32RSS  
Latch cover plate
- ZCS33SS\*
- ZCS33RSS\*  
Bathroom cover plate
- ZCS31EPSS72
- ZCS31EPRSS72  
Euro lock cover plate  
( 72mm c/c )
- ZCS33SS78\*
- ZCS33RSS78\*  
Bathroom cover plate  
( 78mm c/c )

KEY FEATURES

- 230 x 50mm
- Grade 304 stainless steel
- BS EN 1634-1
- Available in square or radius

\*Bathroom cover plates come with a disabled turn

STANDARDS



TECHNICAL



FINISHES AVAILABLE



## ZCSD PULL HANDLES

## 'D' pull handle



## PRODUCT CODES

- ZCSD150BS  
ZCSD150BP  
19 x 150mm
- ZCSD225BS  
ZCSD225BP  
19 x 225mm
- ZCSD300BS  
ZCSD300BP  
19 x 300mm
- ZCSD425BS  
ZCSD425BP  
19 x 425mm
- ZCSD600BS  
ZCSD600BP  
19 x 600mm
- ZCSD300CS  
22 x 300mm
- ZCSD425CS  
22 x 425mm
- ZCSD600CS  
22 x 600mm

## KEY FEATURES

- BS EN 1634-1
- Grade 304 stainless steel
- 19mm tubular
- 22mm tubular

## STANDARDS



## FINISHES AVAILABLE



**FOR FULL  
DIMENSIONS  
TAKE A LOOK  
AT OUR PULL  
HANDLE GUIDE**  
p038

## ZCSG PULL HANDLES

## Guardsman pull handle



## PRODUCT CODES

- ZCSG300BS  
19 x 300mm
- ZCSG425BS  
19 x 425mm
- ZCSG600BS  
19 x 600mm
- ZCSG300CS  
22 x 300mm
- ZCSG425CS  
22 x 425mm
- ZCSG600CS  
22 x 600mm

## HANDLE LENGTH

- 300mm c/c =  
400mm overall
- 425mm c/c =  
525mm overall
- 600mm c/c =  
700mm overall

## KEY FEATURES

- BS EN 1634-1
- Grade 304 stainless steel
- 19mm tubular
- 22mm tubular

## STANDARDS



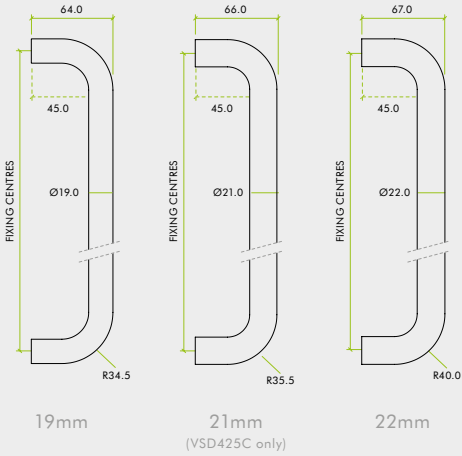
## FINISHES AVAILABLE



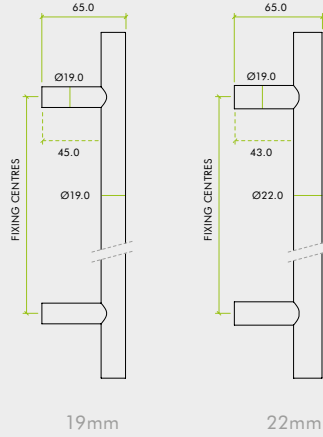
SS

PULL HANDLE DIMENSION GUIDE

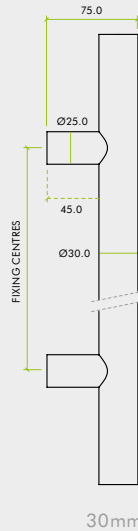
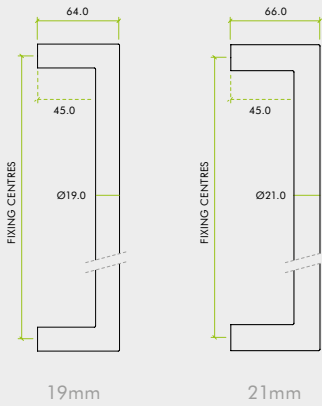
'D' PULL HANDLE



GUARDSMAN PULL HANDLE



MITRED PULL HANDLE







ZBBF25SS

## BACK TO BACK FIXING PACKS

### PRODUCT CODES

- **ZBBF19SS**  
for 19mm pull handles
- **ZBBF22SS**  
for 22mm pull handles
- **ZBBF25SS**  
for 30mm guardsman  
pull handles

### KEY FEATURES

- Suitable for  
35-54mm doors

### FINISHES AVAILABLE



ss

## ADDITIONAL ACCESSORIES – ZCS LEVERS

- SP21SS Spare ZCS outer push on rose covers
- SP30 Spare Heso spindle pack – 2 x Heso grubs, 1 x Heso spindle 100mm long and allen key
- SP30G Spare Heso grub screw
- ZFP01 Spare male/female fixing pack - ZCS levers

## ADDITIONAL ACCESSORIES – ZCS PULL HANDLES

- ZRP02SS Rose pack – 2 x push on roses - suitable for ss304 19mm, 22mm and 30mm
- ZRP03SS Rose pack – 2 x Screw on roses - suitable for ss304 19mm, 22mm and 30mm
- ZRP06PSS Rose pack – 2 x push on roses - suitable for ss304 19mm, 22mm and 30mm - Polished
- ZFP06 Spare fixing pack – suitable for 19 and 22mm pull handles M8 x 65mm
- ZFP09 Spare fixing pack – suitable for 19 and 22mm pull handles M8 x 90mm
- ZBBF19SS 19mm back to back fixing pack – suitable for ss304 pull handles
- ZBBF22SS 22mm back to back fixing pack – suitable for ss304 pull handles

# ZCS2

Levers & accessories

The ZCS2 range is made exclusively from hollow 201 grade tubular stainless steel. All levers feature a 52mm push on sprung rose and complimented with matching escutcheons and turn & release.




**3 Profiles**  
Available

**150mm  
– 1800mm**  
Lengths available

**Grade  
201**  
Stainless Steel

**FEATURED PRODUCT**  
**ZCS2D300C**



### ZCS2010

Mitred lever – Push on rose (sprung)

PRODUCT CODES

- ZCS2010SS

KEY FEATURES

- BS EN 1634-1
- Grade 201 stainless steel
- 52 x 8mm round sprung rose
- Suitable for 35-54mm doors

FINISHES AVAILABLE


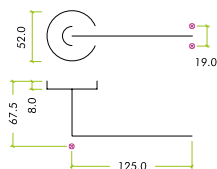


SS

STANDARDS



TECHNICAL



### ZCS2020

Radius lever – Push on rose (sprung)

PRODUCT CODES

- ZCS2020SS

KEY FEATURES

- BS EN 1634-1
- Grade 201 stainless steel
- 52 x 8mm round sprung rose
- Suitable for 35-54mm doors

FINISHES AVAILABLE

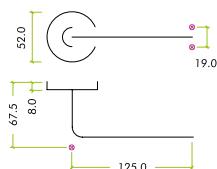


SS

STANDARDS



TECHNICAL





## ZCS2030

RTD lever – Push on rose (sprung)

**PRODUCT CODES**

- ZCS2030SS

**KEY FEATURES**

- Complies with the design requirements of BS8300
- BS EN 1634-1
- Grade 201 stainless steel
- 52 x 8mm round sprung rose
- Suitable for 35-54mm doors

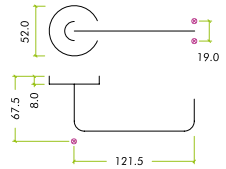
**FINISHES AVAILABLE**



**STANDARDS**



**TECHNICAL**



## ZCS2040

Arched lever – Push on rose (sprung)

**PRODUCT CODES**

- ZCS2040SS

**KEY FEATURES**

- BS EN 1634-1
- Grade 201 stainless steel
- 52 x 8mm round sprung rose
- Suitable for 35-54mm doors

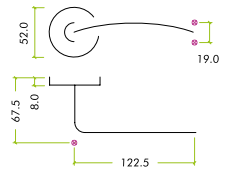
**FINISHES AVAILABLE**




**STANDARDS**



**TECHNICAL**





**ZCS2060**

Radius lever – Push on rose (sprung)

PRODUCT CODES  
• ZCS2060SSPS

KEY FEATURES

- BS EN 1634-1
- Grade 201 stainless steel
- 52 x 8mm round sprung rose
- Suitable for 35-54mm doors

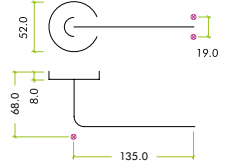
FINISHES AVAILABLE



STANDARDS



TECHNICAL



**ZCS2080**

RTD lever – Push on rose (sprung)

PRODUCT CODES  
• ZCS2080SS

KEY FEATURES

- Complies with the design requirements of BS8300
- BS EN 1634-1
- Grade 201 stainless steel
- 52 x 8mm round sprung rose
- Suitable for 35-54mm doors

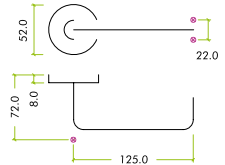
FINISHES AVAILABLE




STANDARDS



TECHNICAL





## ZCS2110

Mitred lever – Push on rose (sprung)

### PRODUCT CODES

- ZCS2110SSPS

### KEY FEATURES

- BS EN 1634-1
- Grade 201 stainless steel
- 52 x 8mm round sprung rose
- Suitable for 35-54mm doors

### FINISHES AVAILABLE

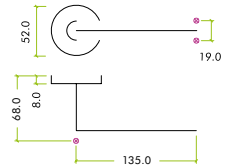


SSPS

### STANDARDS



### TECHNICAL



## ZCS2120

Arched T-bar lever – Push on rose (sprung)

### PRODUCT CODES

- ZCS2120SS

### KEY FEATURES

- BS EN 1634-1
- Grade 201 stainless steel
- 52 x 8mm round sprung rose
- Suitable for 35-54mm doors

### FINISHES AVAILABLE

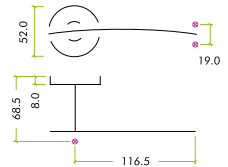



SS

### STANDARDS



### TECHNICAL





### ZCS2130

T-bar lever – Push on rose (sprung)

PRODUCT CODES

- ZCS2130SS

KEY FEATURES

- BS EN 1634-1
- Grade 201 stainless steel
- 52 x 8mm round sprung rose
- Suitable for 35-54mm doors

FINISHES AVAILABLE

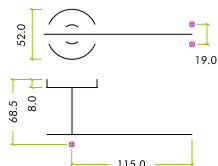


SS

STANDARDS



TECHNICAL



### ZCS2140

Curved lever – Push on rose (sprung)

PRODUCT CODES

- ZCS2140SS

KEY FEATURES

- BS EN 1634-1
- Grade 201 stainless steel
- 52 x 8mm round sprung rose
- Suitable for 35-54mm doors

FINISHES AVAILABLE

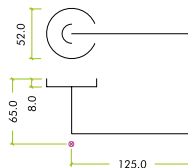


SS

STANDARDS



TECHNICAL





ZCS2000SS



ZCS2001SS



ZCS2002SS



ZCS2003SS

## ZCS2 ESCUTCHEONS

Push on rose

### PRODUCT CODES

- ZCS2000SS  
Blank profile
- ZCS2001SS  
Euro profile
- ZCS2002SS  
Standard profile
- ZCS2003SS  
Oval profile

### KEY FEATURES

- Grade 201 stainless steel
- BS EN 1634-1
- 52mm push on rose dia.
- Fixing screws supplied

### FINISHES AVAILABLE



SS

### STANDARDS



### TECHNICAL



ZCS2004SS



ZCS2006iSS



## ZCS2 TURN & RELEASE

Push on rose

### PRODUCT CODES

- ZCS2004SS  
with 5mm spindle
- ZCS2006iSS  
with disabled turn,  
indicator & 5mm spindle

### KEY FEATURES

- Grade 201 stainless steel
- BS EN 1634-1
- 52mm push on rose dia.
- Fixing screws supplied

### FINISHES AVAILABLE



SS

### STANDARDS



### TECHNICAL







## ZCS2D PULL HANDLES

### 'D' pull handle

#### PRODUCT CODES

- ZCS2D150BS  
19 x 150mm
- ZCS2D225BS  
19 x 225mm
- ZCS2D300BS  
19 x 300mm
- ZCS2D425BS  
19 x 425mm
- ZCS2D600BS  
19 x 600mm
- ZCS2D300CS  
22 x 300mm
- ZCS2D425CS  
22 x 425mm
- ZCS2D600CS  
22 x 600mm

#### KEY FEATURES

- BS EN 1634-1
- Grade 201 stainless steel
- 19mm tubular
- 22mm tubular

#### STANDARDS



#### FINISHES AVAILABLE



SS

**FOR FULL  
DIMENSIONS  
TAKE A LOOK  
AT OUR PULL  
HANDLE GUIDE**  
p038



## ZCS2M PULL HANDLES

### Mitred pull handle

#### PRODUCT CODES

- ZCS2M150BS  
19 x 150mm
- ZCS2M225BS  
19 x 225mm
- ZCS2M300BS  
19 x 300mm
- ZCS2M425BS  
19 x 425mm
- ZCS2M600BS  
19 x 600mm

#### KEY FEATURES

- BS EN 1634-1
- Grade 201 stainless steel
- 19mm tubular

#### STANDARDS



#### FINISHES AVAILABLE



SS



## ZCS2G PULL HANDLES

19mm & 22mm guardsman pull handle

### PRODUCT CODES

- ZCS2G300BS  
19 x 300mm
- ZCS2G425BS  
19 x 425mm
- ZCS2G600BS  
19 x 600mm
- ZCS2G300CS  
22 x 300mm
- ZCS2G425CS  
22 x 425mm
- ZCS2G600CS  
22 x 600mm

### KEY FEATURES

- BS EN 1634-1
- Grade 201 stainless steel
- 19mm tubular
- 22mm tubular

### HANDLE LENGTH

- 300mm c/c = 400mm overall
- 425mm c/c = 525mm overall
- 600mm c/c = 700mm overall

### STANDARDS



### FINISHES AVAILABLE



SS

**FOR FULL DIMENSIONS TAKE A LOOK AT OUR PULL HANDLE GUIDE p038**



## ZCS2G PULL HANDLES

30mm guardsman pull handle

### PRODUCT CODES

- ZCS2G600ES  
30 x 600mm
- ZCS2G800ES  
30 x 800mm
- ZCS2G1200ES  
30 x 1200mm
- ZCS2G1800ES  
30 x 1800mm

### KEY FEATURES

- BS EN 1634-1
- Grade 201 stainless steel
- 30mm tubular

### HANDLE LENGTH

- 400mm c/c = 600mm overall
- 600mm c/c = 800mm overall
- 1000mm c/c = 1200mm overall
- 1600mm c/c = 1800mm overall

### STANDARDS



### FINISHES AVAILABLE



SS

## ZCS2D BACK TO BACK PULL HANDLES

'D' pull handle

### PRODUCT CODES

- ZCS2D225BSBB  
19 x 225mm
- ZCS2D300BSBB  
19 x 300mm
- ZCS2D425BSBB  
19 x 425mm

**FOR FULL  
DIMENSIONS  
TAKE A LOOK  
AT OUR PULL  
HANDLE GUIDE  
p038**

### KEY FEATURES

- BS EN 1634-1
- Grade 201 stainless steel
- 19mm tubular
- Supplied with back-to-back fixings
- Suitable for doors up to 65mm thick

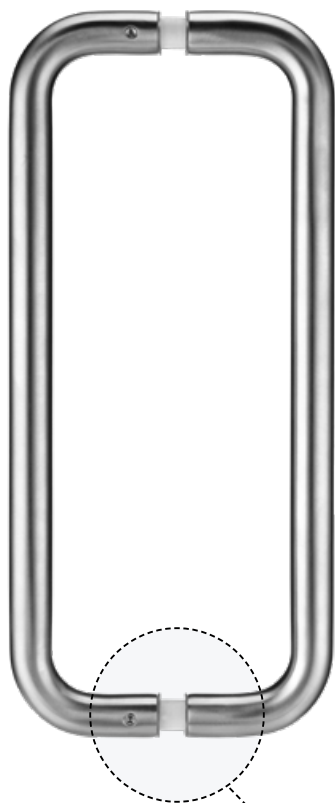
### STANDARDS




### FINISHES AVAILABLE



SS



BACK-TO-BACK FIXINGS





ZBBF25SS

## BACK TO BACK FIXING PACKS

### PRODUCT CODES

- **ZBBF19SS**  
for 19mm pull handles
- **ZBBF22SS**  
for 22mm pull handles
- **ZBBF25SS**  
for 30mm guardsman pull handles
- **ZBBF30SS**  
for 30mm pull handles

### KEY FEATURES

- Suitable for 35-54mm doors
- To fix 2 regular pull handles back to back

### FINISHES AVAILABLE



SS

## ADDITIONAL ACCESSORIES

- SP22SS Spare ZCS2 outer push on rose covers
  - ZFP01 Spare male/female fixing pack - ZCS2 levers
  - M6X6SS M6 x 6mm skt set (grub) screw st/st ZCS2
  - SP23 Spare spindle - 8mm x 8mm x 100mm long - ZCS2 levers
  - SP24 Spare spindle - 8mm x 8mm x 110mm long - ZCS2 levers
  - SP25 Spare spindle - 5mm x 5mm x 65mm long - ZCS2 levers
- 
- ZRP01SS Rose pack - 2 x push on roses - suitable for SS201 19, 22mm and 30mm pull handles
  - ZFP06 Spare fixing pack - suitable for 19 and 22mm pull handles M8 x 65mm
  - ZFP09 Spare fixing pack - suitable for 19 and 22mm pull handles M8 x 90mm



**ROSSO** MANIGLIE  
ELEGANZA CON STILE

**Rosso Maniglie is our exclusive range of Italian inspired designer levers. Produced using a zinc base material and manufactured to the highest standards, this range takes designer levers to the next level.**

**FINE ITALIAN DESIGN**

Created with a sleek and incomparable aesthetic appeal, our contemporary style Rosso Maniglie range has quickly become the first choice for home owners, architects and house builders throughout the UK.

# ZCS316

Levers & accessories

The ZCS316 range is made from Grade 316 stainless steel and is typically referred to as marine grade stainless steel. Grade 316 owes its high corrosion resistance to the addition of the element Molybdenum and is suitable for use in aggressive atmospheres such as coastal areas.

**MARINE  
GRADE**

STAINLESS STEEL

**HIGH CORROSION  
RESISTANCE**



**19MM**  
TUBE DIAMETER


COMPLIES TO DESIGN  
REQUIREMENTS OF  
**BS8300**



**FEATURED PRODUCT**  
**ZCS030SS316**

## ZCS030SS316

RTD lever on rose



PRODUCT CODES  
• ZCS030SS316

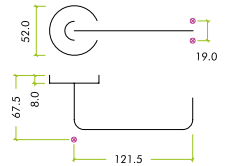
KEY FEATURES

- 19mm diameter tube
- BS EN 1906 : 2010 Grade 3
- BS EN 1634-1
- Complies to design requirements of BS8300
- Tested to 200,000 cycles
- Grade 316 stainless steel
- 52 x 8mm round rose
- Heso spindle
- Bolt through fixings included
- Suitable for 35-54mm doors

STANDARDS



TECHNICAL



FINISHES AVAILABLE



SS  
**NEW!**



## ZCS316 ESCUTCHEONS

Push on rose



ZCS000SS316



ZCS001SS316



ZCS002SS316



ZCS003SS316

PRODUCT CODES

- ZCS000SS316  
Blank profile
- ZCS001SS316  
Euro profile
- ZCS002SS316  
Standard profile
- ZCS003SS316  
Oval profile

KEY FEATURES

- Grade 316 stainless steel
- 52mm push on rose dia.
- Fixing screws supplied

FINISHES AVAILABLE



SS  
**NEW!**

STANDARDS



TECHNICAL



# ZCS316

Levers & accessories in ss316

Turn & release and pull handle



ZCS2004SS316



ZCS2006iSS316

## ZCS316 TURN & RELEASES

Push on rose

### PRODUCT CODES

- ZCS2004SS316  
with 5mm spindle
- ZCS2006iSS316  
with disabled turn,  
indicator & 5mm spindle

### KEY FEATURES

- Grade 316 stainless steel
- BS EN 1634-1
- 52mm push on rose dia.
- Fixing screws supplied

### FINISHES AVAILABLE



SS  
**NEW!**

### STANDARDS



### TECHNICAL



## ZCS316 'D' PULL HANDLES

### PRODUCT CODES

- ZCSD150BS316  
19 x 150mm
- ZCSD225BS316  
19 x 225mm
- ZCSD300BS316  
19 x 300mm
- ZCSD425BS316  
19 x 425mm

### KEY FEATURES

- Grade 316 stainless steel
- BS EN 1634-1
- 19mm tubular

### FINISHES AVAILABLE



SS  
**NEW!**

### STANDARDS



### TECHNICAL



ZCS316



BLACK ANTIQUE



THE FOXCOTE  
FOUNDRIES BLACK  
ANTIQUÉ RANGE COVERS  
A WIDE RANGE OF  
DOOR FURNITURE AND  
WINDOW FITTINGS  
ALL AVAILABLE IN  
A TRADITIONAL  
BLACK FINISH.



Foxcote Foundries  
Decorative Castings

# ZAS

Stainless steel accessories

A range of complimentary products made from stainless steel to be used with our ZPS, ZCS & ZCS2 ranges. The collection ranges from flush bolts to robe hooks.

## Square & Radius Profile

Available



# 6 SIZES

Available

## Flush Bolt

Throw Dimensions



11mm  
Diameter



15mm  
Throw

## FEATURED PRODUCT

### ZAS03RSS



ZAS03RSS

## ZAS LEVER ACTION FLUSH BOLTS

PRODUCT CODES

- ZAS02SS  
20 x 150mm
- ZAS03SS
- ZAS03PS
- ZAS03RSS  
20 x 203mm
- ZAS05SS
- ZAS05RSS  
20 x 305mm
- ZAS12SS
- ZAS12RSS  
20 x 457mm
- ZAS13SS
- ZAS13RSS  
20 x 609mm
- ZAS09SS  
20 x 914mm

KEY FEATURES

- 11mm dia. bolt
- 15mm bolt throw
- Available in square & radius profiles

STANDARDS



FINISHES AVAILABLE



To maintain compliance with the fire standard for these flush bolts, it is recommended that you fit these with the relevant FlexiFire intumescent pack which can be found on page 241.



## ZAS14

Dust excluding socket for flush bolts – Concrete

PRODUCT CODES

- ZAS14SS

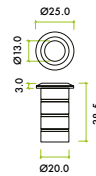
KEY FEATURES

- 20 x 25mm

FINISHES AVAILABLE



TECHNICAL



## ZAS14A

Dust excluding socket for flush bolts – Timber

PRODUCT CODES

- ZAS14ASS

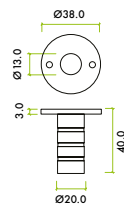
KEY FEATURES

- 20 x 38mm

FINISHES AVAILABLE



TECHNICAL





## ZAS10

Flush pull – Rectangular

PRODUCT CODES

- ZAS10SS

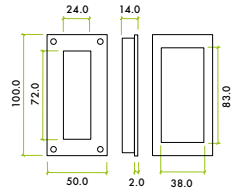
KEY FEATURES

- 50 x 100mm
- 14mm deep

FINISHES AVAILABLE



TECHNICAL



ZAS40ASS



ZAS40BSS



ZAS40CSS

## ZAS40

Flush pull – Square

PRODUCT CODES

- ZAS40ASS  
30 x 30mm
- ZAS40BSS  
40 x 40mm
- ZAS40CSS  
50 x 50mm

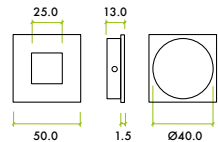
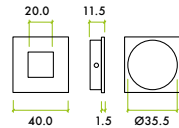
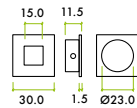
KEY FEATURES

- 30 x 30mm
- 40 x 40mm
- 50 x 50mm

FINISHES AVAILABLE



TECHNICAL





### ZAS41

Flush pull – Half moon

PRODUCT CODES

- ZAS41SS

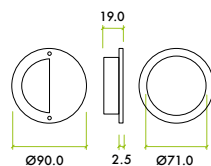
KEY FEATURES

- 90mm dia.
- 19mm deep

FINISHES AVAILABLE



TECHNICAL



ZAS

### ZAS CYLINDER LATCH PULLS

Euro / Oval / Rim / Blank / Standard



ZAS16SS

PRODUCT CODES

- ZAS16SS  
Euro profile
- ZAS17SS  
Oval profile
- ZAS18SS  
Rim profile
- ZAS19SS  
Blank profile
- ZAS20SS  
Standard profile

KEY FEATURES

- BS EN 1634-1
- 43 x 88mm

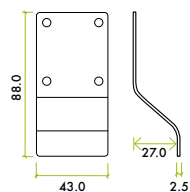
FINISHES AVAILABLE



STANDARDS



TECHNICAL



ZAS17SS



ZAS18SS



ZAS19SS



ZAS20SS



ZAS42SS



ZAS43SS

## RING PULLS

### Rectangular

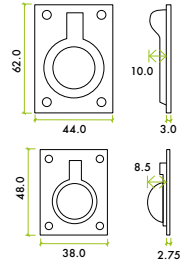
PRODUCT CODES

- ZAS42SS  
44 x 62mm
- ZAS43SS  
38 x 48mm

FINISHES AVAILABLE



TECHNICAL



## ZAS26

### Square standard profile escutcheon



PRODUCT CODES

- ZAS26SS

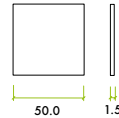
KEY FEATURES

- 50mm x 50mm

FINISHES AVAILABLE



TECHNICAL



## ZAS008

### Security escutcheon



PRODUCT CODES

- ZAS008SS

KEY FEATURES

- BS EN 1634-1
- Hardened steel
- 52mm rose dia.

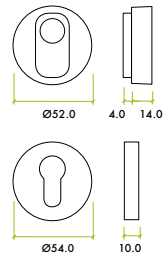
STANDARDS



FINISHES AVAILABLE



TECHNICAL





ZAS21CP

## ZAS21

Hush latch

PRODUCT CODES

- ZAS21EB
- ZAS21CP
- ZAS21PCW

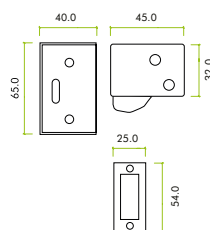
KEY FEATURES

- 65 x 40mm

FINISHES AVAILABLE



TECHNICAL



ZAS



## ZAS25

Toilet door indicator

PRODUCT CODES

- ZAS25SS

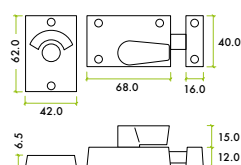
KEY FEATURES

- Indicator 40 x 60mm
- Lock 65 x 40mm

FINISHES AVAILABLE



TECHNICAL



## ZAS51

Taylor spindle

PRODUCT CODES

- ZAS51SS

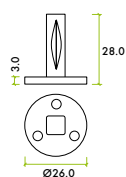
KEY FEATURES

- 26 x 28mm
- Three fixing points
- Used to fix a mortice handle or knob in position

FINISHES AVAILABLE



TECHNICAL





## ZAS37

Letter plate

PRODUCT CODES

- ZAS37SS

KEY FEATURES

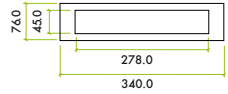
- 340 x 76mm
- Aperture – 278 x 45mm
- Bolt through 312mm c/c

FINISHES AVAILABLE



SS

TECHNICAL



## ZAS38

Letter tidy

PRODUCT CODES

- ZAS38SS

KEY FEATURES


- 345 x 75mm

FINISHES AVAILABLE



SS

TECHNICAL



ZAS33SS



ZAS34SS

## ZAS "PUSH" & "PULL" PLATES

PRODUCT CODES

- ZAS33SS  
75 x 30mm  
"PUSH" engraved
- ZAS34SS  
75 x 30mm  
"PULL" engraved

STANDARDS




FINISHES AVAILABLE



SS

TECHNICAL







ZAS30RASS

## ZAS "PUSH" FINGER PLATES

### PRODUCT CODES

- ZAS30RASS  
75 x 300mm
- ZAS30RBSS  
75 x 350mm
- ZAS30RCSS  
75 x 475mm
- ZAS30RDSS  
75 x 650mm

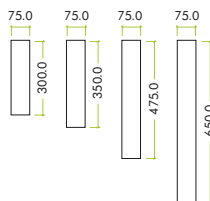
### STANDARDS



### FINISHES AVAILABLE



### TECHNICAL



ZAS32RASS

## ZAS FINGER PLATES

### PRODUCT CODES

- ZAS32RASS
- ZAS32RAPPS  
75 x 300mm
- ZAS32RBSS
- ZAS32RBPPS  
75 x 350mm
- ZAS32RCSS
- ZAS32RCPPS  
75 x 475mm
- ZAS32RDSS
- ZAS32RDPPS  
75 x 650mm

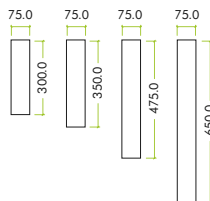
### STANDARDS




### FINISHES AVAILABLE



### TECHNICAL





## ZAS06

Door stop – Floor mounted – Oval

PRODUCT CODES

- ZAS06SS

KEY FEATURES

- 45mm dia.
- Concealed fix
- BS EN 1634-1

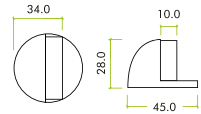
FINISHES AVAILABLE



STANDARDS



TECHNICAL



## ZAS06B

Door stop – Floor mounted – Oval

PRODUCT CODES

- ZAS06BSS

KEY FEATURES

- 45mm dia.
- Locating pin
- Face-fix
- BS EN 1634-1


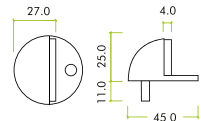
FINISHES AVAILABLE



STANDARDS



TECHNICAL



ZAS06CSS

## ZAS06C

Door stop – Floor mounted – Oval

PRODUCT CODES

- ZAS06CSS
- ZAS06CPS

KEY FEATURES

- 40mm dia.
- Locating pin
- Face-fix
- BS EN 1634-1

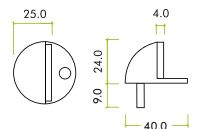
FINISHES AVAILABLE



STANDARDS



TECHNICAL





### ZAS85

Door stop – Floor mounted – Round collared flat top

PRODUCT CODES

- ZAS85SS
- ZAS85PS

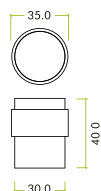
KEY FEATURES

- 35mm dia.
- 30 x 40mm

FINISHES AVAILABLE



TECHNICAL



### ZAS86

Door stop – Floor mounted – Round

PRODUCT CODES

- ZAS86SS

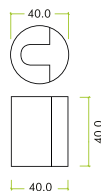
KEY FEATURES

- 40mm dia.
- 40mm projection

FINISHES AVAILABLE



TECHNICAL



### ZAS87

Door stop – Floor mounted – Sloped

PRODUCT CODES

- ZAS87SS

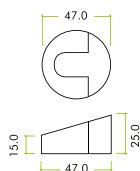
KEY FEATURES

- 47mm dia.

FINISHES AVAILABLE



TECHNICAL





## ZAS88

Door stop – Floor mounted – Round collared dome top

PRODUCT CODES

- ZAS88SS

KEY FEATURES

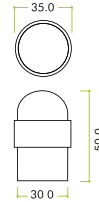
- 35mm dia.
- 30 x 50mm

FINISHES AVAILABLE



SS

TECHNICAL



## ZAS89

Door stop – Floor mounted – Cone

PRODUCT CODES

- ZAS89SS

KEY FEATURES


- 38mm dia. base
- 25mm high

FINISHES AVAILABLE



SS

TECHNICAL



## ZAS84

Door stop – Floor mounted (Heavy duty)

PRODUCT CODES

- ZAS84SS

KEY FEATURES

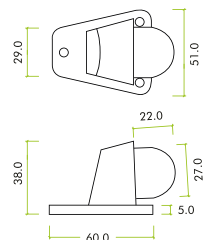
- Heavy duty
- Excellent for commercial use
- Three fixing points
- Supplied with rawl plugs and fixings

FINISHES AVAILABLE



SS

TECHNICAL





### ZAS91

Door stop – Anchored (Heavy duty)



PRODUCT CODES

- ZAS91SS

KEY FEATURES

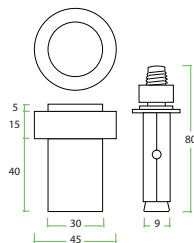
- Heavy duty
- Round collared flat top

FINISHES AVAILABLE



SS  
**NEW!**

TECHNICAL



ZAS07PS

### ZAS07

Door stop – Cylinder with rose

PRODUCT CODES

- ZAS07SS
- ZAS07PS

KEY FEATURES

- 70mm cylinder
- Concealed fix

FINISHES AVAILABLE

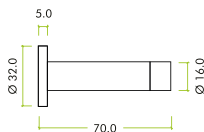


SS PS

STANDARDS



TECHNICAL



ZAS08BPS

### ZAS08B

Door stop – Cylinder without rose

PRODUCT CODES

- ZAS08BSS
- ZAS08BPS

KEY FEATURES

- 75mm cylinder
- Concealed fix

FINISHES AVAILABLE



SS PS

STANDARDS



TECHNICAL





## ZAS11

Door stop – Cylinder without rose

PRODUCT CODES

- ZAS11SS

KEY FEATURES

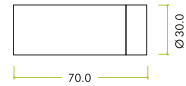
- 70mm cylinder
- 30mm diameter
- Concealed fix

FINISHES AVAILABLE



SS

TECHNICAL



## ZAS90

Door stop – Cylinder without rose

PRODUCT CODES

- ZAS90PS

KEY FEATURES

- 70mm cylinder
- Concealed fix

FINISHES AVAILABLE

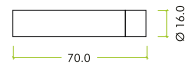


PS

STANDARDS



TECHNICAL



ZAS90PS

## ZAS12SQ

Door stop – Square cylinder without rose

PRODUCT CODES

- ZAS12SQS
- ZAS12SQP

KEY FEATURES

- 65mm cylinder
- 20mm square end
- Concealed fix

FINISHES AVAILABLE



SS

PS

STANDARDS



TECHNICAL



ZAS12SQ



**ZAS70**  
Double robe hook

PRODUCT CODES

- ZAS70SS

KEY FEATURES

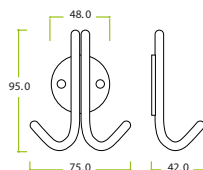
- Double hook
- Face fix

FINISHES AVAILABLE



SS

TECHNICAL



**ZAS71**  
Double hat & coat hook

PRODUCT CODES

- ZAS71SS

KEY FEATURES

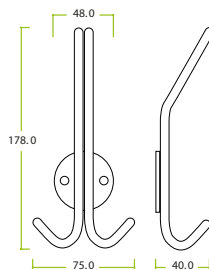
- Treble hook
- Face fix

FINISHES AVAILABLE



SS

TECHNICAL





## ZAS72

### Single coat hook

PRODUCT CODES

- ZAS72SS

KEY FEATURES

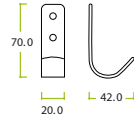
- Single hook
- 20 x 70mm
- Face fix

FINISHES AVAILABLE



SS

TECHNICAL



## ZAS73

### Hat & coat hook

PRODUCT CODES

- ZAS73SS

KEY FEATURES

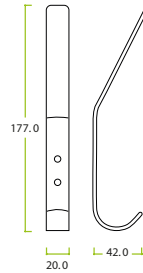
- Double hook
- 20 x 177mm
- Face fix

FINISHES AVAILABLE



SS

TECHNICAL







**ZAS72HD**

Single coat hook (Heavy duty)

PRODUCT CODES

- ZAS72HDSS

KEY FEATURES

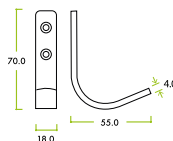
- Single hook
- 18 x 70mm
- Face fix
- Heavy duty 4mm thick

FINISHES AVAILABLE



SS  
**NEW!**

TECHNICAL



ZAS



**ZAS73HD**

Hat & coat hook (Heavy duty)

PRODUCT CODES

- ZAS73HDSS

KEY FEATURES

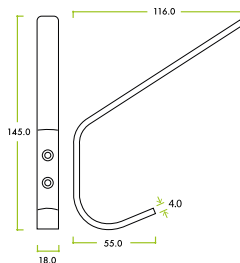
- Double hook
- 18 x 145mm
- Face fix
- Heavy duty 4mm thick

FINISHES AVAILABLE



SS  
**NEW!**

TECHNICAL





## ZAS74

Circular single robe hook

PRODUCT CODES

- ZAS74SS

KEY FEATURES

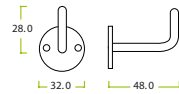
- Single hook
- Face fix

FINISHES AVAILABLE



SS

TECHNICAL



ZAS

## ZAS75

Wall mounted hook with rose

PRODUCT CODES

- ZAS75SS

KEY FEATURES

- Single hook
- Concealed fix

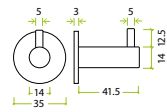
FINISHES AVAILABLE



SS



TECHNICAL



## ZAS76

Wall mounted hook without rose

PRODUCT CODES

- ZAS76SS

KEY FEATURES

- Single hook

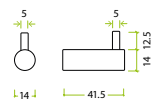
FINISHES AVAILABLE



SS



TECHNICAL





**ZAS77**

Hat & coat hook with rubber

PRODUCT CODES

- ZAS77SS

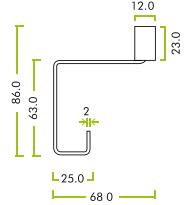
KEY FEATURES

- Hat & coat hook
- Comes with rubber buffer
- Face-fix

FINISHES AVAILABLE

- 
- SS

TECHNICAL



ZAS



**ZAS CABIN HOOKS**

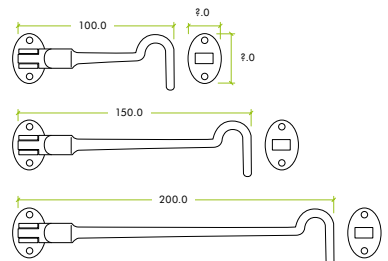
Cabin hooks

PRODUCT CODES

- ZAS61SS  
100mm
- ZAS62SS  
150mm
- ZAS63SS  
200mm

FINISHES AVAILABLE

- 
- SS



## ZAS BARREL BOLTS

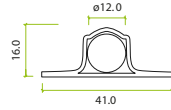
### PRODUCT CODES

- **ZAS01ASS**  
150mm / 6"
- **ZAS01BSS**  
200mm / 8"
- **ZAS01CSS**  
305mm / 12"
- **ZAS01DSS**  
457mm / 18"
- **ZAS01ESS**  
609mm / 24"
- **ZAS01FSS**  
914mm / 36"

### KEY FEATURES

- Three keep & screws
- 41mm wide
- 12mm dia. bolt

### TECHNICAL



### FINISHES AVAILABLE



ZAS01ASS



ZAS01BSS



ZAS01CSS



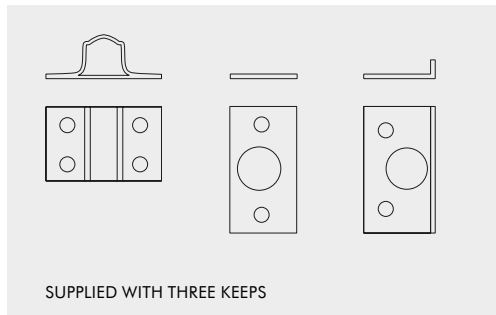
ZAS01DSS



ZAS01ESS



ZAS01FSS



SUPPLIED WITH THREE KEEPS



**ZAS39**  
Circular bell push

PRODUCT CODES

- ZAS39SS

KEY FEATURES

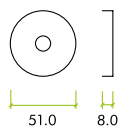
- 51mm dia.

FINISHES AVAILABLE



SS

TECHNICAL



ZAS



**ZAS45**  
Handrail bracket (concealed)

PRODUCT CODES

- ZAS45SS

KEY FEATURES

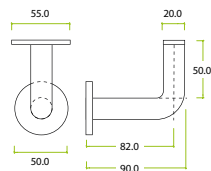
- Concealed fix rose
- 50mm dia. rose
- 82mm centre line projection
- Fixings included

FINISHES AVAILABLE



SS

TECHNICAL



# ZSS

Stainless steel signage

A range of door signage from Fire Exit signs to letters and numerals. For use with any of the ZOO stainless steel ranges.



**FEATURED PRODUCT**  
ZSNA / ZSN01B

## ZSN NUMERALS

### PRODUCT CODES

- |  |   |
|--|---|
| <ul style="list-style-type: none"> <li>• ZSN00SS</li> <li>• ZSN01SS</li> <li>• ZSN02SS</li> <li>• ZSN03SS</li> <li>• ZSN04SS</li> <li>• ZSN05SS</li> <li>• ZSN06SS</li> <li>• ZSN07SS</li> <li>• ZSN08SS</li> </ul> <p>50mm numerals<br/>Satin Stainless</p> | <ul style="list-style-type: none"> <li>• ZSN00ASS</li> <li>• ZSN01ASS</li> <li>• ZSN02ASS</li> <li>• ZSN03ASS</li> <li>• ZSN04ASS</li> <li>• ZSN05ASS</li> <li>• ZSN06ASS</li> <li>• ZSN07ASS</li> <li>• ZSN08ASS</li> </ul> <p>75mm numerals<br/>Satin Stainless</p> |
|--|---|

- |   |  |
|---|--|
| <ul style="list-style-type: none"> <li>• ZSN00PS</li> <li>• ZSN01PS</li> <li>• ZSN02PS</li> <li>• ZSN03PS</li> <li>• ZSN04PS</li> <li>• ZSN05PS</li> <li>• ZSN06PS</li> <li>• ZSN07PS</li> <li>• ZSN08PS</li> </ul> <p>50mm numerals<br/>Polished Stainless</p> | <ul style="list-style-type: none"> <li>• ZSN00APS</li> <li>• ZSN01APS</li> <li>• ZSN02APS</li> <li>• ZSN03APS</li> <li>• ZSN04APS</li> <li>• ZSN05APS</li> <li>• ZSN06APS</li> <li>• ZSN07APS</li> <li>• ZSN08APS</li> </ul> <p>75mm numerals<br/>Polished Stainless</p> |
|---|--|

- ZSN00BSS
  - ZSN01BSS
  - ZSN02BSS
  - ZSN03BSS
  - ZSN04BSS
  - ZSN05BSS
  - ZSN06BSS
  - ZSN07BSS
  - ZSN08BSS
- 102mm numerals  
Satin Stainless

### KEY FEATURES

- BS EN 1634-1
- Stainless steel
- Old Helvetica Bold typeface

### STANDARDS



### FINISHES AVAILABLE



ZSN00PS – 50mm



ZSN00APS – 75mm



ZSN00BSS – 102mm



ZSNASS – 102mm



ZSNASS75 – 75mm



ZSN LETTERS

PRODUCT CODES

- |  |  |   |
|--|--|---|
| <ul style="list-style-type: none"> <li>• ZSNAPS75</li> <li>• ZSNBPS75</li> <li>• ZSNCPS75</li> <li>• ZSNDPS75</li> <li>• ZSNEPS75</li> <li>• ZSNFPS75</li> <li>• ZSNGPS75</li> </ul> <p>75mm letters</p> | <ul style="list-style-type: none"> <li>• ZSNASS75</li> <li>• ZSNBSS75</li> <li>• ZSNCSS75</li> <li>• ZSNDSS75</li> <li>• ZSNESS75</li> <li>• ZSNFSS75</li> <li>• ZSNGSS75</li> </ul> <p>75mm letters</p> | <ul style="list-style-type: none"> <li>• ZSNASS</li> <li>• ZSNBSS</li> <li>• ZSNCSS</li> <li>• ZSNDSS</li> <li>• ZSNESS</li> <li>• ZSNFSS</li> <li>• ZSNGSS</li> </ul> <p>102mm letters</p> |
|--|--|---|

KEY FEATURES

- BS EN 1634-1
- Stainless steel
- Old Helvetica Bold typeface

STANDARDS



FINISHES AVAILABLE







## ZSS SIGNAGE

### PRODUCT CODES

- ZSS01SS
- ZSS01PS  
Male sex symbol
- ZSS02SS
- ZSS02PS  
Female sex symbol
- ZSS03SS
- ZSS03PS  
Unisex sex symbol
- ZSS04SS
- ZSS04PS  
Shower symbol
- ZSS07SS
- ZSS07PS  
Disabled facilities symbol
- ZSS08SS
- ZSS08PS  
Baby change symbol
- ZSS09SS
- ZSS09PS  
"Fire door keep shut"
- ZSS10SS
- ZSS10PS  
"Fire door keep locked"
- ZSS11SS
- ZSS11PS  
"Fire door keep clear"
- ZSS12SS
- ZSS12PS  
"Automatic fire door keep clear"
- ZSS13SS
- ZSS13PS  
"Fire door keep locked shut"

### KEY FEATURES

- BS EN 1634-1
- 76mm dia.

### STANDARDS



### FINISHES AVAILABLE



# DA-TONOLI

The DA-Tonoli range of designer brassware consists of eight beautifully crafted lever handles and matching accessories influenced by traditional European design.



**50x8mm**  
Sprung rose



**PREMIUM  
BRASSWARE**



**EUROPEAN  
STYLING**

**FEATURED PRODUCT**  
**DAT030PVD**



DAT010CP

**DAT010**

Tivoli lever – Screw on rose (sprung)

PRODUCT CODES

- DAT010CP
- DAT010SC

KEY FEATURES

- 50 x 8mm round sprung rose
- Bolt through fixings included
- Suitable for 35-54mm doors

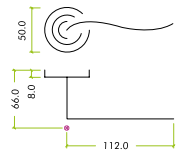
FINISHES AVAILABLE



STANDARDS



TECHNICAL



DAT020SC

**DAT020**

Savona lever – Screw on rose (sprung)

PRODUCT CODES

- DAT020CP
- DAT020SC

KEY FEATURES

- 50 x 8mm round sprung rose
- Bolt through fixings included
- Suitable for 35-54mm doors

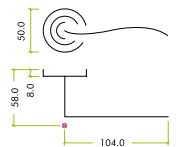
FINISHES AVAILABLE



STANDARDS



TECHNICAL



DAT

DAT



DAT030CP

## DAT030

Imola lever – Screw on rose (sprung)

### PRODUCT CODES

- DAT030CP
- DAT030PVD

### KEY FEATURES

- 50 x 8mm round sprung rose
- Bolt through fixings included
- Suitable for 35-54mm doors

### FINISHES AVAILABLE

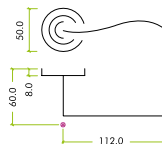


CP PVD

### STANDARDS



### TECHNICAL



## DAT050

Salerno lever – Screw on rose (sprung)

### PRODUCT CODES

- DAT050CP
- DAT050SC

### KEY FEATURES

- 50 x 8mm round sprung rose
- Bolt through fixings included
- Suitable for 35-54mm doors

### FINISHES AVAILABLE

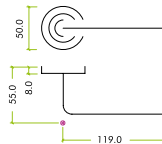


CP SC

### STANDARDS



### TECHNICAL



DAT050SC



DAT060CP

**DAT060**

Vittoria lever – Screw on rose (sprung)

PRODUCT CODES

- DAT060CP
- DAT060SC

KEY FEATURES

- 50 x 8mm round sprung rose
- Bolt through fixings included
- Suitable for 35-54mm doors

FINISHES AVAILABLE

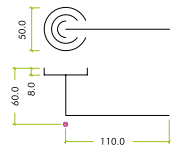


CP SC

STANDARDS



TECHNICAL



DAT070PVD

**DAT070**

Acerra lever – Screw on rose (sprung)

PRODUCT CODES

- DAT070CP
- DAT070SC
- DAT070PVD

KEY FEATURES

- 50 x 8mm round sprung rose
- Bolt through fixings included
- Suitable for 35-54mm doors

FINISHES AVAILABLE

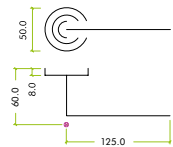


CP SC PVD

STANDARDS



TECHNICAL



DAT



DAT080CP

## DAT080

Pesaro lever – Screw on rose (sprung)

### PRODUCT CODES

- DAT080CP
- DAT080SC

### KEY FEATURES

- 50 x 8mm round sprung rose
- Bolt through fixings included
- Suitable for 35-54mm doors

### FINISHES AVAILABLE

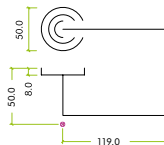


CP SC

### STANDARDS



### TECHNICAL



DAT090SC

## DAT090

Rimini lever – Screw on rose (sprung)

### PRODUCT CODES

- DAT090CP
- DAT090SC

### KEY FEATURES

- 50 x 8mm round sprung rose
- Bolt through fixings included
- Suitable for 35-54mm doors

### FINISHES AVAILABLE

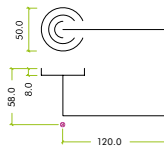


CP SC

### STANDARDS



### TECHNICAL



## DAT ESCUTCHEONS

Screw on rose

PRODUCT CODES

- DAT001
  - DAT001CP
  - DAT001SC
  - DAT001PVD
- Euro profile
- DAT002
  - DAT002CP
  - DAT002SC
  - DAT002PVD
- Standard profile

STANDARDS



TECHNICAL



DAT001

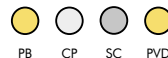


DAT002SC

KEY FEATURES

- BS EN 1634-1
- 50mm screw on rose dia.

FINISHES AVAILABLE



## DAT TURN & RELEASE

Screw on rose

PRODUCT CODES

- DAT004
  - DAT004CP
  - DAT004SC
  - DAT004PVD
- with 5mm spindle
- DAT005
  - DAT005CP
  - DAT005SC
- with 8mm spindle

STANDARDS



TECHNICAL



DAT004CP



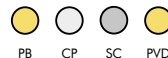
DAT005



KEY FEATURES

- BS EN 1634-1
- 50mm screw on rose dia.

FINISHES AVAILABLE



## ADDITIONAL ACCESSORIES

- SP23 Spare spindle - 8mm x 8mm x 100mm long
- SP24 Spare spindle - 8mm x 8mm x 110mm long
- SP25 Spare spindle - 5mm x 5mm x 65mm long
- ZFP01 Spare male/female fixing pack - DAT levers



**FULTON & BRAY**  
FINEST BRASSWARE

The Fulton & Bray range delivers classic designs with the aesthetics of traditional hand-crafted products, with a high level of technical detail and manufacturing.



**OVAL  
STEPPED**  
Design



**PVDN / CP**  
Finishes Available



**ELEGANT**  
STYLING

**FEATURED PRODUCT**  
**FB504PVDN**





FB200

**FB200 / FB200R (Rim)**

Oval mortice knob (unsprung)

PRODUCT CODES

- FB200
- FB200CP
- FB200SC
- FB200R
- FB200RCP
- FB200RSC

FINISHES AVAILABLE



KEY FEATURES

- BS EN 1634-1
- 58.5 x 36.5mm knob
- 62.5mm rose dia.
- 75mm projection
- Grub screw spindle fixing
- Rim lock version available
- FB51, FB52 & FB54 to suit



FB201RSC

**FB201 / FB201R (Rim)**

Mushroom mortice knob (unsprung)

PRODUCT CODES

- FB201
- FB201CP
- FB201SC
- FB201R
- FB201RCP
- FB201RSC

FINISHES AVAILABLE



KEY FEATURES

- BS EN 1634-1
- 57.5mm knob dia.
- 62.5mm rose dia.
- 68mm projection
- Grub screw spindle fixing
- Rim lock version available
- FB51, FB52 & FB54 to suit



FB202CP

**FB202 / FB202R (Rim)**

Ball mortice knob (unsprung)

PRODUCT CODES

- FB202
- FB202CP
- FB202SC
- FB202R
- FB202RCP
- FB202RSC

FINISHES AVAILABLE



KEY FEATURES

- BS EN 1634-1
- 50mm knob dia.
- 62.5mm rose dia.
- 82mm projection
- Grub screw spindle fixing
- Rim lock version available
- FB51, FB52 & FB54 to suit



FB304ICFB



FB304GCCP



FB304PWCP

## PORCELAIN BY FULTON & BRAY

Built on our classic 70mm polished chrome and florentine bronze roses, our porcelain mortice knobs sit perfectly in modern and period homes alike. We have 3 variants of finish available including ivory crackle, grey crackle and plain white.

### FB304

Porcelain mortice knob (unsprung)

#### PRODUCT CODES

- FB304ICFB
- FB304GCCP
- FB304PWCP

#### FINISHES AVAILABLE



#### KEY FEATURES

- 62mm knob dia.
- 70mm rose dia.
- 68mm projection
- Grub screw spindle fixing
- FB18 & FB42 to suit



FB305FB

### FB305

Concealed fix mortice knob (unsprung)

PRODUCT CODES

- FB305
- FB305CP
- FB305SC
- FB305FB

FINISHES AVAILABLE



KEY FEATURES

- 55mm knob dia.
- 70mm rose dia.
- 62mm projection
- Grub screw spindle fixing
- FB18 & FB42 to suit



FB306

### FB306

Ringed mortice knob (unsprung)

PRODUCT CODES

- FB306
- FB306CP
- FB306SC
- FB306FB

FINISHES AVAILABLE



KEY FEATURES

- 50mm knob dia.
- 70mm rose dia.
- 82mm projection
- Solid construction
- Grub screw spindle fixing
- FB18 & FB42 to suit



FB307CP

### FB307

Flower mortice knob (unsprung)

PRODUCT CODES

- FB307
- FB307CP
- FB307SC
- FB307FB

FINISHES AVAILABLE



KEY FEATURES

- 57.5mm knob dia.
- 70mm rose dia.
- 74mm projection
- Grub screw spindle fixing
- FB18 & FB42 to suit



FB500CP

## FB500 / FB500R (Rim)

Oval mortice knob (unsprung)

### PRODUCT CODES

- FB500
- FB500CP
- FB500SC
- FB500PVDN
- FB500SN
- FB500R
- FB500RCP
- FB500RSC
- FB500RPVDN
- FB500RSN

### FINISHES AVAILABLE



### KEY FEATURES

- 58 x 41mm knob
- 60mm rose dia.
- 70mm projection
- Grub screw spindle fixing
- Rim lock version available
- FB51, FB52 & FB54 to suit



FB501SC

## FB501 / FB501R (Rim)

Mushroom mortice knob (unsprung)

### PRODUCT CODES

- FB501
- FB501CP
- FB501SC
- FB501PVDN
- FB501SN
- FB501R
- FB501RCP
- FB501RSC
- FB501RPVDN
- FB501RSN

### FINISHES AVAILABLE



### KEY FEATURES

- 51.5mm knob dia.
- 60mm rose dia.
- 65mm projection
- Grub screw spindle fixing
- Rim lock version available
- FB51, FB52 & FB54 to suit



FB502

## FB502 / FB502R (Rim)

Ball mortice knob (unsprung)

### PRODUCT CODES

- FB502
- FB502CP
- FB502SC
- FB502PVDN
- FB502SN
- FB502R
- FB502RCP
- FB502RSC
- FB502RPVDN
- FB502RSN

### FINISHES AVAILABLE



### KEY FEATURES

- 45mm knob dia.
- 60mm rose dia.
- 79mm projection
- Grub screw spindle fixing
- Rim lock version available
- FB51, FB52 & FB54 to suit



FB503

**FB503 / FB503R (Rim)**

Extended oval mortice knob (unsprung)

PRODUCT CODES

- FB503
- FB503CP
- FB503SC
- FB503R
- FB503RCP
- FB503RSC

FINISHES AVAILABLE



KEY FEATURES

- 74 x 25mm knob
- 60mm rose dia.
- 68mm projection
- Grub screw spindle fixing
- Rim lock version available
- FB51, FB52 & FB54 to suit



FB504CP

**FB504 / FB504R (Rim)**

Oval stepped mortice knob (unsprung)

PRODUCT CODES

- FB504PVDN
- FB504CP
- FB504RPVDN

FINISHES AVAILABLE



KEY FEATURES

- 74 x 42mm knob
- 60mm rose dia.
- 64mm projection
- Grub screw spindle fixing
- Rim lock version available
- FB51, FB52 & FB54 to suit



FB505PVDN

**FB505**

Mushroom 3 ring mortice knob (unsprung)

PRODUCT CODES

- FB505PVDN

FINISHES AVAILABLE



KEY FEATURES

- 50mm knob dia.
- 60mm rose dia.
- 65mm projection
- Grub screw spindle fixing
- FB51, FB52 & FB54 to suit



FB307

## FB507 / FB507R (Rim)

Queen Anne mortice knob (unsprung)

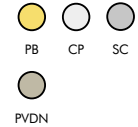
### PRODUCT CODES

- FB507
- FB507CP
- FB507SC
- FB507PVDN
- FB507R
- FB507RCP
- FB507RSC
- FB507RPVDN

### KEY FEATURES

- 48mm knob dia.
- 60mm rose dia.
- 80mm projection
- Grub screw spindle fixing
- FB18 & FB42 to suit

### FINISHES AVAILABLE



FB300CP

## FB300

Glass ball mortice knob (unsprung)

### PRODUCT CODES

- FB300
- FB300CP
- FB300CPG
- FB300SC
- FB300CPB
- FB300CPG
- FB300CPP

### KEY FEATURES

- 55mm knob dia.
- 70mm rose dia.
- 90mm projection
- Grub screw spindle fixing
- FB18 & FB42 to suit

### FINISHES AVAILABLE



FB301CPP

## FB301

Facetted glass ball mortice knob (unsprung)

### PRODUCT CODES

- FB301
- FB301CP
- FB301SC
- FB301CPB
- FB301CPG
- FB301CPP

### KEY FEATURES

- 55mm knob dia.
- 70mm rose dia.
- 90mm projection
- Grub screw spindle fixing
- FB18 & FB42 to suit

### FINISHES AVAILABLE





FBCR301

**FBCR301**

Facetted glass ball mortice knob on concealed rose (unsprung)

PRODUCT CODES

- FBCR301
- FBCR301CP
- FBCR301SC

FINISHES AVAILABLE



KEY FEATURES

- 55mm knob dia.
- 70mm rose dia.
- 90mm projection
- Grub screw spindle fixing
- FB18 & FB42 to suit



FB302CP

**FB302**

Frosted glass ball mortice knob (unsprung)

PRODUCT CODES

- FB302CP

FINISHES AVAILABLE



KEY FEATURES

- 55mm knob dia.
- 70mm rose dia.
- 90mm projection
- Grub screw spindle fixing
- FB18 & FB42 to suit



FB400CPA

**FB400**

Glass ball mortice knob (unsprung)

PRODUCT CODES

- FB400CP
- FB400CPBL
- FB400CPA
- FB400CPP
- FB400CPB
- FB400CPWH

FINISHES AVAILABLE



KEY FEATURES

- 50mm knob dia.
- 60mm rose dia.
- 87mm projection
- Grub screw spindle fixing
- FB51, FB52 & FB54 to suit





FB401CPB

## FB401

Facetted glass ball mortice knob (unsprung)

### PRODUCT CODES

- FB401CP
- FB401CPB
- FB401CPBL

### FINISHES AVAILABLE



### KEY FEATURES

- 50mm knob dia.
- 60mm rose dia.
- 87mm projection
- Grub screw spindle fixing
- FB51, FB52 & FB54 to suit



FB403CP

## FB403

Bubbled glass ball mortice knob (unsprung)

### PRODUCT CODES

- FB403CP

### FINISHES AVAILABLE



### KEY FEATURES

- 50mm knob dia.
- 60mm rose dia.
- 87mm projection
- Grub screw spindle fixing
- FB51, FB52 & FB54 to suit





FB18

### FB18

Standard profile escutcheon

PRODUCT CODES

- FB18
- FB18CP
- FB18SC
- FB18FB

FINISHES AVAILABLE



KEY FEATURES

- 45mm escutcheon dia.



FB51CP

### FB51

Euro profile escutcheon

PRODUCT CODES

- FB51
- FB51CP
- FB51SC
- FB51PVDN
- FB51SN
- FB51FB

FINISHES AVAILABLE



KEY FEATURES

- 45mm escutcheon dia.



FB52SC

### FB52

Standard profile escutcheon

PRODUCT CODES

- FB52
- FB52CP
- FB52SC
- FB52PVDN
- FB52SN

FINISHES AVAILABLE



KEY FEATURES

- 45mm escutcheon dia.



FB10SC

## FB10

Victorian escutcheon

### PRODUCT CODES

- FB10
- FB10CP
- FB10SC

### KEY FEATURES

- BS EN 1634-1
- 32mm escutcheon dia.

### STANDARDS



### FINISHES AVAILABLE



FB11

## FB11

Covered Victorian escutcheon

### PRODUCT CODES

- FB11
- FB11CP
- FB11SC

### KEY FEATURES

- BS EN 1634-1
- 32mm escutcheon dia.

### STANDARDS



### FINISHES AVAILABLE



FB26CP

## FB26

Square standard profile escutcheon

### PRODUCT CODES

- FB26
- FB26CP
- FB26SC

### KEY FEATURES

- BS EN 1634-1
- 50mm escutcheon

### STANDARDS



### FINISHES AVAILABLE





FB40CP

**FB40**

Oval thumb turn – Rack bolt

PRODUCT CODES

- FB40
- FB40CP
- FB40SC

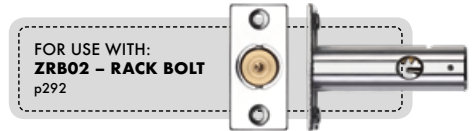
KEY FEATURES

- BS EN 1634-1
- 32 x 20mm turn
- 38mm escutcheon dia.
- For use with rack bolt

STANDARDS



FINISHES AVAILABLE



FB



FB41SC

**FB41**

WC turn & release

PRODUCT CODES

- FB41
- FB41CP
- FB41SC

KEY FEATURES

- 32 x 20mm turn
- 30mm projection
- 36mm escutcheon dia.
- 5mm spindle dia.
- 78mm spindle length

FINISHES AVAILABLE





FB42CP

## FB42

WC turn & release

### PRODUCT CODES

- FB42
- FB42CP
- FB42SC
- FB42FB

### KEY FEATURES

- 38 x 22mm turn
- 42mm escutcheon dia.
- 5mm spindle

### FINISHES AVAILABLE



FB



FB54

## FB54

WC turn & release

### PRODUCT CODES

- FB54
- FB54CP
- FB54SC
- FB54PVDN
- FB54SN

### KEY FEATURES

- 38 x 22mm turn
- 40mm escutcheon dia.
- 5mm spindle

### FINISHES AVAILABLE





FB011CP

## OXFORD LEVERS ON BACKPLATE

### PRODUCT CODES

- FB011
- FB011CP
- FB011SC
- Lock backplate
- FB011EP
- FB011EPCP
- FB011EPSC
- Euro backplate
- FB012
- FB012CP
- FB012SC
- Latch backplate
- FB013
- FB013CP
- FB013SC
- Bathroom backplate

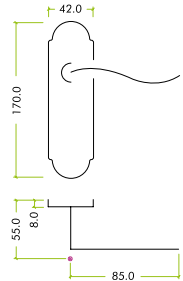
### KEY FEATURES

- BS EN 1634-1
- Backplate dimensions:  
42 x 170mm
- 47.5mm c/c ( Euro )
- 57mm c/c ( Lock & Bath' )

### STANDARDS



### TECHNICAL



### FINISHES AVAILABLE



FB021EP

## ARUNDEL LEVERS ON BACKPLATE

### PRODUCT CODES

- FB021
- FB021CP
- FB021SC
- Lock backplate
- FB021EP
- FB021EPCP
- FB021EPSC
- Euro backplate
- FB022
- FB022CP
- FB022SC
- Latch backplate
- FB023
- FB023CP
- FB023SC
- Bathroom backplate

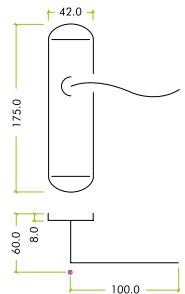
### KEY FEATURES

- BS EN 1634-1
- Backplate dimensions:  
42 x 175mm
- 47.5mm c/c ( Euro )
- 57mm c/c ( Lock & Bath' )

### STANDARDS



### TECHNICAL



### FINISHES AVAILABLE





FB030

## FB030

RTD lever on rose

### PRODUCT CODES

- FB030
- FB030CP

### KEY FEATURES

- BS EN 1634-1
- Complies with design requirements of BS8300
- Sprung rose

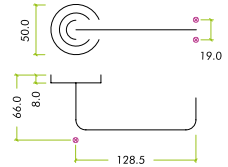
### FINISHES AVAILABLE



### STANDARDS



### TECHNICAL



## ARUNDEL LEVERS ON BACKPLATE



FB033SC78

### PRODUCT CODES

- FB031
  - FB031CP
  - FB031SC
- Lock backplate

- FB031EP
  - FB031EPCP
  - FB031EPSC
- Euro backplate

- FB032
  - FB032CP
  - FB032SC
- Latch backplate

- FB033
  - FB033CP
  - FB033SC
- Bath' backplate

- FB031EP72
  - FB031EPCP72
  - FB031EPSC72
- Euro backplate  
( 72mm c/c )

- FB03378
  - FB033CP78
  - FB033SC78
- Bath' backplate  
( 78mm c/c )

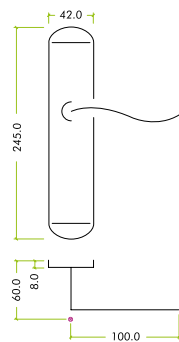
### KEY FEATURES

- BS EN 1634-1
- Backplate dimensions:  
42 x 245mm
- 47.5mm c/c ( Euro )
- 57mm c/c ( Lock & Bath' )

### STANDARDS



### TECHNICAL



### FINISHES AVAILABLE





FB041SCCP

## LINCOLN LEVERS ON BACKPLATE

### PRODUCT CODES

- FB041SBPB
- FB041SCCP  
Lock backplate
- FB041EPSBPB
- FB041EPSCCP  
Euro backplate
- FB042SBPB
- FB042SCCP  
Latch backplate
- FB043SBPB
- FB043SCCP  
Bathroom backplate

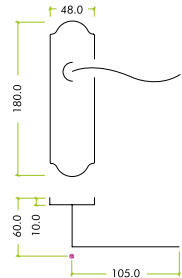
### KEY FEATURES

- BS EN 1634-1
- Backplate dimensions:  
48 x 180mm
- 47.5mm c/c ( Euro )
- 57mm c/c ( Lock & Bath' )

### STANDARDS



### TECHNICAL



### FINISHES AVAILABLE



SBPB SCCP



FB052FB

## WINCHESTER LEVERS ON BACKPLATE

### PRODUCT CODES

- FB051SBPB
- FB051FB  
Lock backplate
- FB051EPSBPB
- FB051EPFB  
Euro backplate
- FB052SBPB
- FB052FB  
Latch backplate
- FB053SBPB
- FB053FB  
Bathroom backplate

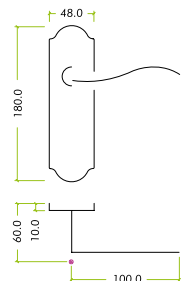
### KEY FEATURES

- BS EN 1634-1
- Backplate dimensions:  
48 x 180mm
- 47.5mm c/c ( Euro )
- 57mm c/c ( Lock & Bath' )

### STANDARDS



### TECHNICAL



### FINISHES AVAILABLE



SBPB FB



## FBD PULL HANDLES

'D' pull handle

### PRODUCT CODES

- FBD225B  
19 x 225mm
- FBD300B  
19 x 300mm
- FBD425B  
19 x 425mm

### KEY FEATURES

- 19mm dia.
- Face-fixing
- Roses included
- 50mm rose dia.
- 8mm rose depth

### STANDARDS



### FINISHES AVAILABLE



PB

**BOLT  
THROUGH  
FIXING PACK  
AVAILABLE**  
ZFP06



## FB113

Pull handle on square rose

### PRODUCT CODES

- FB113
- FB113CP

### KEY FEATURES

- 250mm length
- Solid brass casting
- 45mm projection
- Non-handed
- Surface mounted
- Supplied with fixings

### FINISHES AVAILABLE



PB CP  
**NEW! NEW!**

FB113CP





FB106CP

## FB106

Pull handle on backplate

### PRODUCT CODES

- FB106
- FB106CP

### KEY FEATURES

- 65 x 382mm backplate
- 00mm projection
- Non-handed
- Surface mounted
- Supplied with fixings
- FB107 fingerplate to match

### FINISHES AVAILABLE



PB CP



FB107

FB107CP

## FB107

Fingerplate

### PRODUCT CODES

- FB107
- FB107CP

### KEY FEATURES

- 382 x 65mm
- Non-handed
- Surface mounted
- Supplied with fixings
- Matches FB106 pull handle

### FINISHES AVAILABLE



PB CP

FB



FB112ACP

## FB112A

Pull handle on backplate


### PRODUCT CODES

- FB112A
- FB112ACP

### KEY FEATURES

- 300 x 60mm backplate
- Solid brass casting
- 65mm projection
- Non-handed
- Surface mounted
- Supplied with fixings
- FB122A fingerplate to match

### FINISHES AVAILABLE



FB122A

FB122ACP

## FB122A

Fingerplate

### PRODUCT CODES

- FB122A
- FB122ACP

### KEY FEATURES

- 300 x 60mm
- Non-handed
- Surface mounted
- Supplied with fixings
- Matches FB112A pull handle

### FINISHES AVAILABLE





## FB112B

Pull handle on backplate

### PRODUCT CODES

- FB112B
- FB112BCP

### KEY FEATURES

- 425 x 60mm backplate
- Solid brass casting
- 65mm projection
- Non-handed
- Surface mounted
- Supplied with fixings
- FB122B fingerplate to match

### FINISHES AVAILABLE



FB112B



## FB122B

Fingerplate

### PRODUCT CODES

- FB122B
- FB122BCP

### KEY FEATURES

- 425 x 60mm
- Non-handed
- Surface mounted
- Supplied with fixings
- Matches FB112B pull handle

### FINISHES AVAILABLE



FB122B

FB122BCP



## FB114

Pull handle on Art Nouveau backplate

### PRODUCT CODES

- FB114L  
Left-handed
- FB114R  
Right-handed

### FINISHES AVAILABLE



PB CP  
**NEW! NEW!**

### KEY FEATURES

- 377 x 42mm backplate
- Solid brass casting
- 56mm projection
- Left & right handed
- Surface mounted
- Supplied with fixings
- FB115 fingerplate to match

FB114L



## FB115

Art Nouveau fingerplate

### PRODUCT CODES

- FB115
- FB115CP

### FINISHES AVAILABLE



PB CP  
**NEW! NEW!**

### KEY FEATURES

- 380 x 65mm
- Solid brass casting
- Non-handed
- Surface mounted
- Supplied with fixings
- Matches FB114 pull handle

FB115

FB115CP



FB118RCP

**FB118**

Large pull handle on backplate

PRODUCT CODES

- FB118L
- FB118LCP  
Left-handed
- FB118R
- FB118RCP  
Right-handed

FINISHES AVAILABLE



KEY FEATURES

- 457 x 76mm backplate
- Solid brass casting
- 86mm projection
- Left & right handed
- Surface mounted
- Supplied with fixings
- FB119 fingerplate to match



FB119

FB119CP

**FB119**

Large fingerplate

PRODUCT CODES

- FB119
- FB119CP

FINISHES AVAILABLE



KEY FEATURES

- 457 x 76mm backplate
- Solid brass casting
- Non-handed
- Surface mounted
- Supplied with fixings
- Matches FB118 pull handle



FB01

## FB01

Sunk slide flush bolt

### PRODUCT CODES

- FB01
- FB01CP
- FB01SC

### KEY FEATURES

- 17 x 100mm
- Sunk slide function
- 11mm dia. bolt
- 15mm throw

### FINISHES AVAILABLE



PB CP SC



FB04SC

## FB LEVER ACTION FLUSH BOLTS

### PRODUCT CODES

- FB02
- FB02CP
- FB02SC
- 20 x 150mm
- FB03
- FB03CP
- FB03SC
- 20 x 200mm
- FB05
- FB05CP
- FB05SC
- 20 x 305mm

### KEY FEATURES

- 11mm dia. bolt
- 15mm throw

### FINISHES AVAILABLE



PB CP SC



FB13SC

## FB13

Easy-clean dust socket

PRODUCT CODES

- FB13
- FB13CP
- FB13SC

KEY FEATURES

- BS EN 1634-1
- 19 x 62mm
- Easy to clean

STANDARDS



FINISHES AVAILABLE



## FB14

Dust excluding socket for flush bolts – Concrete



FB14CP

PRODUCT CODES

- FB14
- FB14CP
- FB14SC

KEY FEATURES

- BS EN 1634-1
- 20 x 25mm

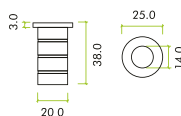
FINISHES AVAILABLE



STANDARDS



TECHNICAL



## FB14A

Dust excluding socket for flush bolts – Wood



FB14A

PRODUCT CODES

- FB14A
- FB14ACP
- FB14ASC

KEY FEATURES

- BS EN 1634-1
- 20 x 35mm

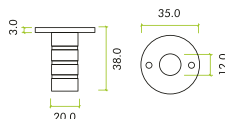
FINISHES AVAILABLE



STANDARDS



TECHNICAL



FB



FB81SC

## FB81

Sliding door lock set

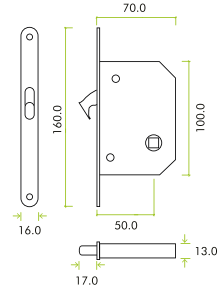
### PRODUCT CODES

- FB81
- FB81CP
- FB81SC
- FB81SN

### KEY FEATURES

- Suitable for 35-45mm thick doors

### TECHNICAL



### FINISHES AVAILABLE



FB90FB

## FB90

Flush pull – Rectangular

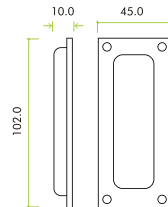
### PRODUCT CODES

- FB90
- FB90CP
- FB90SC
- FB90FB

### KEY FEATURES

- 102 x 45mm
- 10mm depth

### TECHNICAL



### FINISHES AVAILABLE





## FB ARCHITECTURAL BARREL BOLTS – 30MM

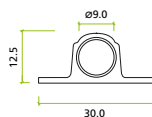
### PRODUCT CODES

- |  |  |
|--|--|
| <ul style="list-style-type: none"> <li>• FB55</li> <li>• FB55CP</li> <li>• FB55SC</li> <li>• FB55NP</li> </ul> <p>75 x 30mm</p>  | <ul style="list-style-type: none"> <li>• FB57</li> <li>• FB57CP</li> <li>• FB57SC</li> <li>• FB57NP</li> </ul> <p>150 x 30mm</p> |
| <ul style="list-style-type: none"> <li>• FB56</li> <li>• FB56CP</li> <li>• FB56SC</li> <li>• FB56NP</li> </ul> <p>100 x 30mm</p> | <ul style="list-style-type: none"> <li>• FB58</li> <li>• FB58CP</li> <li>• FB58SC</li> <li>• FB58NP</li> </ul> <p>200 x 30mm</p> |


### KEY FEATURES

- Three keeps & screws
- 9mm bolt dia.
- 20mm bolt throw
- Face-fix

### TECHNICAL



### FINISHES AVAILABLE



FB55 – 75MM



FB56CP – 100MM



FB57SC – 150MM



FB58NP – 200MM





FB60 – 100MM



FB61CP – 150MM



FB62SC – 200MM



FB63NP – 300MM



FB64 – 450MM



FB65CP – 600MM

FB

**FB ARCHITECTURAL  
BARREL BOLTS – 38MM**

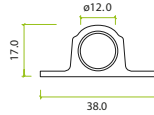
PRODUCT CODES

- FB60
- FB60CP
- FB60SC
- FB60NP  
100 x 38mm
- FB61
- FB61CP
- FB61SC
- FB61NP  
150 x 38mm
- FB62
- FB62CP
- FB62SC
- FB62NP  
200 x 38mm
- FB63
- FB63CP
- FB63SC
- FB63NP  
300 x 38mm
- FB64
- FB64CP
- FB64SC
- FB64NP  
450 x 38mm
- FB65
- FB65CP
- FB65SC
- FB65NP  
600 x 38mm

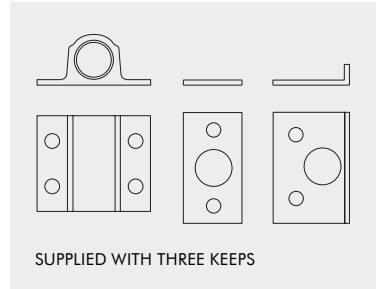
KEY FEATURES

- Three keeps & screws
- 12mm bolt dia.
- 30mm bolt throw
- Face-fix

TECHNICAL



FINISHES AVAILABLE



FB



FB75 – 200MM



FB76NP – 300MM



FB77SC – 450MM



FB78CP – 600MM



FB78 – 900MM

FB

**FB ARCHITECTURAL  
HEAVY DUTY BARREL BOLTS – 50MM**

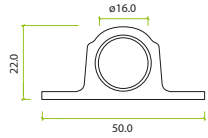
PRODUCT CODES

- FB75
- FB75CP
- FB75SC
- FB75NP
- 200 x 50mm
- FB76
- FB76CP
- FB76SC
- FB76NP
- 300 x 50mm
- FB77
- FB77CP
- FB77SC
- FB77NP
- 450 x 50mm
- FB78
- FB78CP
- FB78SC
- FB78NP
- 600 x 50mm
- FB79
- FB79CP
- FB79SC
- FB79NP
- 900 x 50mm

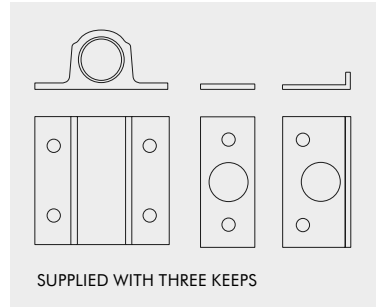
KEY FEATURES

- Heavy duty
- Three keeps & screws
- 16mm bolt dia.
- 50mm bolt throw
- Face-fix

TECHNICAL



FINISHES AVAILABLE



FB



FB16PN

## FB16

Cylinder door stop with rose

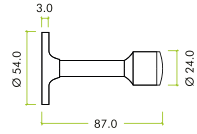
### PRODUCT CODES

- FB16
- FB16CP
- FB16SC
- FB16PN
- FB16SN

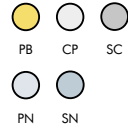
### KEY FEATURES

- 87mm projection
- 54mm rose dia.
- Face-fix

### TECHNICAL



### FINISHES AVAILABLE



FB71CP

## FB71

Double robe hook

### PRODUCT CODES

- FB71
- FB71CP
- FB71SC
- FB71NP

### KEY FEATURES

- Double hook
- Face-fix

### FINISHES AVAILABLE





FB72NP

### FB72

Hat & coat hook

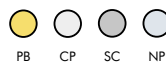
PRODUCT CODES

- FB72
- FB72CP
- FB72SC
- FB72NP

KEY FEATURES

- Double hook
- Face-fix

FINISHES AVAILABLE



FB73

### FB73

Double hat & coat hook

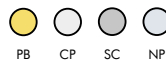
PRODUCT CODES

- FB73
- FB73CP
- FB73SC
- FB73NP

KEY FEATURES

- Treble hook
- Face-fix

FINISHES AVAILABLE





FCH01DCP

## FCH01

Victorian cabinet knob

### PRODUCT CODES

- FCH01A
- FCH01ACP
- FCH01ASC
- FCH01APN
- FCH01ASN
- FCH01AFB
- FCH01B
- FCH01BCP
- FCH01BSC
- FCH01BPN
- FCH01BSN
- FCH01BFB
- FCH01C
- FCH01CCP
- FCH01CSC
- FCH01CPN
- FCH01CSN
- FCH01CFB
- FCH01D
- FCH01DCP
- FCH01DSC
- FCH01DPN
- FCH01DSN
- FCH01DFB

### KEY FEATURES

- 25mm knob dia. ( A )
- 32mm knob dia. ( B )
- 38mm knob dia. ( C )
- 45mm knob dia. ( D )

### FINISHES AVAILABLE



FB



FCH02BCPB

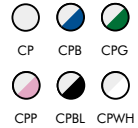
## FCH02

Glass ball cabinet knob

### PRODUCT CODES

- FCH02ACP
- FCH02ACPB
- FCH02ACPG
- FCH02ACPP
- FCH02ACPBL
- FCH02ACPWH
- FCH02BCP
- FCH02BCPB
- FCH02BCPG
- FCH02BCPP
- FCH02BCPBL
- FCH02BCPWH

### FINISHES AVAILABLE



### KEY FEATURES

- 25mm knob dia. ( A )
- 30mm knob dia. ( B )



FCH03BCPP

## FCH03

Facetted glass ball cabinet knob

### PRODUCT CODES

- FCH03ACP
- FCH03ACPB
- FCH03ACPG
- FCH03ACPP
- FCH03ACPBL
- FCH03BCP
- FCH03BCPB
- FCH03BCPG
- FCH03BCPP
- FCH03BCPBL

### FINISHES AVAILABLE



### KEY FEATURES

- 25mm knob dia. ( A )
- 30mm knob dia. ( B )





FCH04ACP

**FCH04**

Frosted glass ball cabinet knob

PRODUCT CODES

- FCH04ACP • FCH04BCP

KEY FEATURES

- 25mm knob dia. ( A )
- 30mm knob dia. ( B )

FINISHES AVAILABLE



FCH05CPVDN

**FCH05**

Oval cabinet knob

PRODUCT CODES

- FCH05ACP • FCH05CCP
- FCH05ASC • FCH05CSC
- FCH05APVDN • FCH05CPVDN

KEY FEATURES

- 32 x 25mm knob ( A )
- 38 x 22mm knob ( C )

FINISHES AVAILABLE



FCH07BCP

**FCH07**

Cube cabinet knob

PRODUCT CODES

- FCH07ACP • FCH07BCP
- FCH07ACPBL • FCH07BCPBL

KEY FEATURES

- 25mm knob dia. ( A )
- 30mm knob dia. ( B )

FINISHES AVAILABLE



FCH08B

**FCH08**

Queen Anne ringed cabinet knob

PRODUCT CODES

- FCH08A • FCH08C
- FCH08ACP • FCH08CCP
- FCH08ASC • FCH08CSC
- FCH08APN • FCH08CPN
- FCH08ASN • FCH08CSN
- FCH08AFB • FCH08CFB

- FCH08B
- FCH08BCP
- FCH08BSC
- FCH08BPN
- FCH08BSN
- FCH08BFB

KEY FEATURES

- 25mm rose dia. ( A )
- 32mm rose dia. ( B )
- 38mm rose dia. ( C )

FINISHES AVAILABLE






**FULTON & BRAY**  
— FINEST BRASSWARE —

The Fulton & Bray window furniture range provides an array of products suitable for casement and sash windows. Available in a variety of finishes to compliment any period or contemporary properties.

INCLUDES  
**HOOK & PLATE**



AVAILABLE IN  
**5 FINISHES**



PB / CP / SC / PVDN / PVDSN

**TRADITIONAL**  
STYLING

**FEATURED PRODUCT**  
**FB104PVDN**

## FB BULB END CASEMENT STAYS

### PRODUCT CODES

- FB100
- FB100CP
- FB100SC
- FB100PVDN
- FB100PVDSN  
200mm
- FB101
- FB101CP
- FB101SC
- FB101PVDN
- FB101PVDSN  
250mm
- FB102
- FB102CP
- FB102SC
- FB102PVDN
- FB102PVDSN  
300mm

### KEY FEATURES

- Traditional bulb end design
- 200mm / 8"
- 250mm / 10"
- 300mm / 12"

### FINISHES AVAILABLE



FB100PVDN



FB101SC



FB102CP

## FB SPOON END CASEMENT STAYS


### PRODUCT CODES

- FB108A
- FB108ACP
- FB108ASC  
200mm
- FB108BCP
- FB108BSC  
250mm
- FB108C
- FB108CCP
- FB108CSC  
300mm


### KEY FEATURES

- Traditional spoon end design
- 200mm / 8"
- 250mm / 10"
- 300mm / 12"

### FINISHES AVAILABLE



FB108A



FB108BCP



FB108CSC



FB105CP

## FB105

Flush fitting pins for casement stays – Pack of 2

### PRODUCT CODES

- FB105
- FB105CP
- FB105SC
- FB105PVDN
- FB105PVDSN

### KEY FEATURES

- Flush fitting pins
- Fixings included

### FINISHES AVAILABLE



FB17

## FB17

Locking casement stay pin

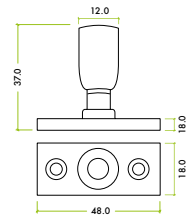
### PRODUCT CODES

- FB17
- FB17CP
- FB17SC
- FB17PCB

### KEY FEATURES

- Locking ferrule screws down on stay pin for added security
- Fixings included
- Requires 4mm hex key (FBK01)

### TECHNICAL



### FINISHES AVAILABLE





FB103SC

## FB103

Standard casement fastener

### PRODUCT CODES

- FB103
- FB103CP
- FB103SC
- FB103PVDN
- FB103PVDSN

### KEY FEATURES

- Traditional bulb end design
- Includes hook & plate
- Fixings included

### FINISHES AVAILABLE



FB104

## FB104

Offset casement fastener

### PRODUCT CODES

- FB104
- FB104CP
- FB104SC
- FB104PVDN
- FB104PVDSN

### KEY FEATURES

- Traditional bulb end design
- Includes hook & plate
- Fixings included
- Suitable for weather seal

### FINISHES AVAILABLE





## FB109

Casement fastener

### PRODUCT CODES

- FB109
- FB109CP
- FB109SC

### KEY FEATURES

- Reversible pattern
- Includes hook & plate
- Fixings included

### FINISHES AVAILABLE



## FB110

Wedge type fastener

### PRODUCT CODES

- FB110
- FB110CP
- FB110SC
  
- FB110LCK
- FB110LCKCP
- FB110LCKSC
- Locking version

### KEY FEATURES

- Suitable for weather seal
- Locking version available
- Fixings included

### FINISHES AVAILABLE





FB30FB



## FB30

Heavy duty sash lift

### PRODUCT CODES

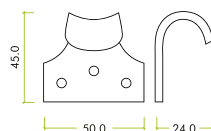
- FB30
- FB30CP
- FB30SC
- FB30PVD
- FB30PVDN
- FB30FB

### KEY FEATURES

- Heavy duty
- 50 x 45mm
- 3 screw fixings



### TECHNICAL



### FINISHES AVAILABLE



FB33PVDN



## FB33

Standard sash lift

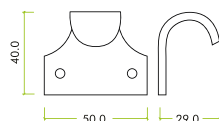
### PRODUCT CODES

- FB33
- FB33CP
- FB33SC
- FB33PVDN
- FB33FB


### KEY FEATURES

- 50 x 40mm
- 2 screw fixings

### TECHNICAL



### FINISHES AVAILABLE







FB35CP



**FB35**

Window sash lift

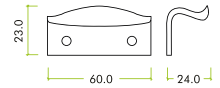
PRODUCT CODES

- FB35
- FB35CP
- FB35SC
- FB35NP
- FB35FB

KEY FEATURES

- 60 x 23mm
- Standard fix
- 2 screw fixings

TECHNICAL



FINISHES AVAILABLE



FB34



**FB34**

Window sash ring

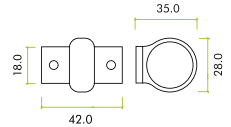
PRODUCT CODES

- FB34
- FB34CP
- FB34SC
- FB34FB

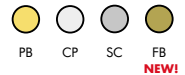
KEY FEATURES

- 42 x 18mm base
- 35mm projection
- 2 screw fixings

TECHNICAL



FINISHES AVAILABLE



FB36SC



**FB36**

Window sash ring – Vertical fix

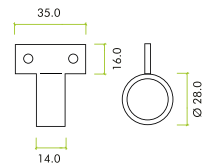
PRODUCT CODES

- FB36
- FB36CP
- FB36SC
- FB36FB

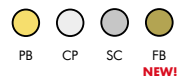
KEY FEATURES

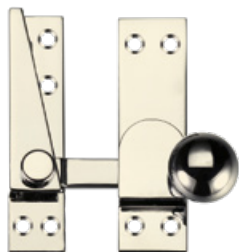
- 28mm dia.
- Standard fix
- 2 screw fixings

TECHNICAL



FINISHES AVAILABLE





FB37PN

## FB37

Quadrant arm sash fastener

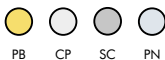
### PRODUCT CODES

- FB37
- FB37CP
- FB37SC
- FB87PN

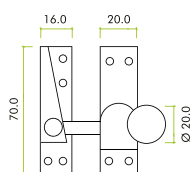
### KEY FEATURES

- 20 x 70mm

### FINISHES AVAILABLE



### TECHNICAL



FB111CP

## FB111

Fitch fastener

### PRODUCT CODES

- FB111
- FB111CP
- FB111SC

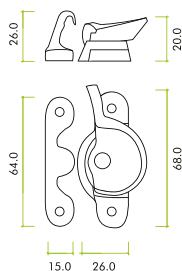
### KEY FEATURES

- Narrow style fitch fastener

### FINISHES AVAILABLE



### TECHNICAL





FB7SC

**FB7 / FB7LCK**

Fitch fastener (available with lock)

PRODUCT CODES

- FB7
- FB7CP
- FB7SC
- FB7PVDN
- FB7LCK
- FB7LCKCP
- FB7LCKSC
- FB7LCKPVDN

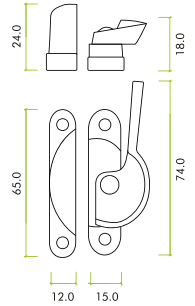
KEY FEATURES

- Narrow style fitch fastener
- Locking version available – requires 2.5mm hex key (FBK04)


FINISHES AVAILABLE



TECHNICAL



FB



FB32LCK

**FB32 / FB32LCK**

Brighton pattern sash fastener (available with lock)

PRODUCT CODES

- FB32
- FB32CP
- FB32SC
- FB32PVDN
- FB32LCK
- FB32LCKCP
- FB32LCKSC
- FB32LCKPVDN

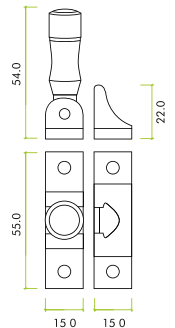
KEY FEATURES

- Spring loaded screw down arm
- Locking version available – requires 2.5mm hex key (FBK04)

FINISHES AVAILABLE



TECHNICAL



FB



FBBP01RCP / FBBP01CP

## FBBP01 / FBBP01R

Brass ball bearing axle pulleys

### PRODUCT CODES

- FBBP01
- FBBP01CP
- FBBP01SC
- FBBP01FB
- FBBP01R
- FBBP01RCP
- FBBP01RSC
- FBBP01RFB

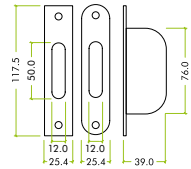
### KEY FEATURES

- 1 3/4" wheel
- 2 face-fixing points
- 75kgs max. sash weight

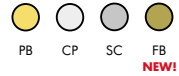
### STANDARDS



### TECHNICAL



### FINISHES AVAILABLE



FBBP02R / FBBP02

## FBBP02 / FBBP02R

Brass ball bearing axle pulleys

### PRODUCT CODES

- FBBP02
- FBBP02CP
- FBBP02SC
- FBBP02FB
- FBBP02R
- FBBP02RCP
- FBBP02RSC
- FBBP02RFB

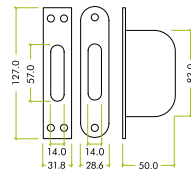
### KEY FEATURES

- 2 1/4" wheel
- 4 face-fixing points – Square
- 2 face-fixing points – Radius
- 100kgs max. sash weight

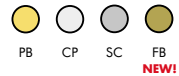
### STANDARDS



### TECHNICAL



### FINISHES AVAILABLE





FB31CP

**FB31**

29mm roller sash stop

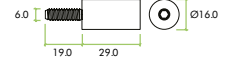
PRODUCT CODES

- FB31
- FB31CP
- FB31SC
- FB31PVDN
- FB31FB

KEY FEATURES

- 29mm stop
- Solid brass socket screw
- Hex key fixing
- Requires 4mm hex key (FBK01)

TECHNICAL



FINISHES AVAILABLE



FB319

**FB319**

19mm roller sash stop

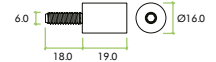
PRODUCT CODES

- FB319
- FB319CP
- FB319SC
- FB319PVDN
- FB319FB

KEY FEATURES

- 19mm stop
- Solid brass socket screw
- Hex key fixing
- Requires 4mm hex key (FBK01)

TECHNICAL



FINISHES AVAILABLE



FBSP01PN



**FBSP01**

Strike plate for roller sash stop

PRODUCT CODES

- FBSP01
- FBSP01CP
- FBSP01SC
- FBSP01PN

KEY FEATURES

- For use with roller sash stop
- Dimensions: 29 x 48mm

FINISHES AVAILABLE



FB

## FB KEYS

### PRODUCT CODES

- **FBK01**  
4mm hex key for roller sash stops
- **FBK02**  
35mm rack bolt key
- **FBK03**  
65mm rack bolt key
- **FBK04**  
2.5mm hex key for fitch fastener

### FINISHES AVAILABLE



FBK01



FBK02



FBK03



FBK04



**ADDITIONAL ACCESSORIES**

- SPS16 Spare screw pack - to suit FB levers on backplate PB and Brighton sash fastener (pack of 8)
- SPS16CP Spare screw pack - to suit FB levers on backplate CP and Brighton sash fastener (pack of 8)
- SPS16FB Spare screw pack - to suit FB levers on backplate FB and Brighton sash fastener (pack of 8)
- SPS16SC Spare screw pack - to suit FB levers on backplate SC and Brighton sash fastener (pack of 8)
- SPS17 Spare screw - to suit FB accessories
- SPS17CP Spare screw - to suit FB accessories
- SPS17PVDN Spare screw - to suit FB accessories
- SPS17SC Spare screw - to suit FB accessories
- SPS17SN Spare screw - to suit FB accessories
- SPS18 Spare screws - to suit FB mortice knobs - (6 pack)
- SPS18CP Spare screws - to suit FB mortice knobs - (6 pack)
- SPS18FB Spare screws - to suit FB mortice knobs - (6 pack)
- SPS18PVDN Spare screws - to suit FB mortice knobs - (6 pack)
- SPS18SC Spare screws - to suit FB mortice knobs - (6 pack)
- SPS18SN Spare screws - to suit FB mortice knobs - (6 pack)
- M4X5SS-CONE M4 x 5mm skt set (grub) screw - sliding door lock set
- ZFP06 Spare fixing pack - suitable for 19 and 22mm pull handles M8 x 65mm
- ZFP09 Spare fixing pack - suitable for 19 and 22mm pull handles M8 x 90mm

# ZCB

Contract brass

The contract brass mortice knobs are available in two styles and in three finishes, perfect for use in contemporary decor in residential and commercial settings.

**PB / CP / SC**  
Finishes available

**RIM LOCK  
VERSION**  
AVAILABLE

**61mm**  
Sprung rose

**FEATURED PRODUCT**  
**ZCB34RCP**





ZCB34

## ZCB34 / ZCB34R (Rim)

Oval mortice knob

### PRODUCT CODES

- ZCB34
- ZCB34CP
- ZCB34SC
- Sprung
- ZCB34R
- ZCB34RCP
- ZCB34RSC
- Rim version (Unsprung)

### FINISHES AVAILABLE



PB CP SC

### KEY FEATURES

- 38 x 55mm knob dia.
- 61mm rose dia.
- 72mm projection (with rose)
- 49mm projection (without rose)
- Sprung set—only half sprung
- Rim lock version available (unsprung)



ZCB35SC

## ZCB35 / ZCB35R (Rim)

Mushroom mortice knob

### PRODUCT CODES

- ZCB35
- ZCB35CP
- ZCB35SC
- Sprung
- ZCB35R
- ZCB35RCP
- ZCB35RSC
- Rim version (Unsprung)

### FINISHES AVAILABLE



PB CP SC

### KEY FEATURES

- 52mm knob dia.
- 61mm rose dia.
- 70mm projection (with rose)
- 50mm projection (without rose)
- Sprung set—only half sprung
- Rim lock version available (unsprung)

# ZAB

Miscellaneous brass accessories

A range of traditional forged and cast brass accessory products. Our brass levers and mortice & rim knobs are now part of our ever expanding Fulton & Bray range.

**4** Finishes Available

**6** Fixing Points

SIMPLE  
**SLIDE**  
FUNCTION

**FEATURED PRODUCT**  
ZAB100CFB



ZAB06CP

### ZAB06

Door stop – Oval

PRODUCT CODES

- ZAB06
- ZAB06CP
- ZAB06SC

KEY FEATURES

- BS EN 1634-1
- 45mm dia.
- Floor mounted
- Concealed-fix

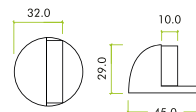
FINISHES AVAILABLE



STANDARDS



TECHNICAL



ZAB06B

### ZAB06B

Door stop – Oval

PRODUCT CODES

- ZAB06B
- ZAB06BCP
- ZAB06BSC

KEY FEATURES

- BS EN 1634-1
- 40 x 43mm dia.
- Floor mounted
- Face-fix

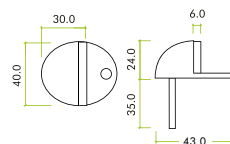
FINISHES AVAILABLE



STANDARDS



TECHNICAL



ZAB85SC

### ZAB85

Door stop – Round

PRODUCT CODES

- ZAB85
- ZAB85CP
- ZAB85SC

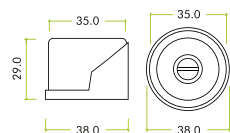
KEY FEATURES

- 38mm dia.
- Floor mounted

FINISHES AVAILABLE



TECHNICAL





ZAB07FB

## ZAB07

Door stop – Cylinder with rose (70mm)

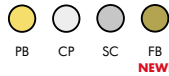
PRODUCT CODES

- ZAB07
- ZAB07CP
- ZAB07SC

KEY FEATURES

- BS EN 1634-1
- 70mm projection
- Concealed-fix

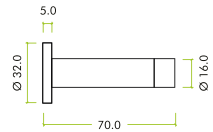
FINISHES AVAILABLE



STANDARDS



TECHNICAL



ZAB



ZAB07B

## ZAB07B

Door stop – Cylinder with rose (76mm)

PRODUCT CODES

- ZAB07B
- ZAB07BCP
- ZAB07BSC

KEY FEATURES

- BS EN 1634-1
- 76mm projection
- Face-fix

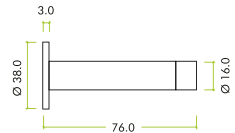
FINISHES AVAILABLE



STANDARDS



TECHNICAL



ZAB08CP

## ZAB08

Door stop – Cylinder without rose (70mm)

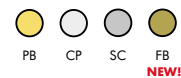
PRODUCT CODES

- ZAB08
- ZAB08CP
- ZAB08SC

KEY FEATURES

- BS EN 1634-1
- 70mm projection
- Concealed-fix

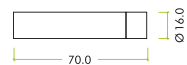
FINISHES AVAILABLE



STANDARDS



TECHNICAL





ZAB09CP

### ZAB09

Door stop – Cylinder with rose (80mm)

PRODUCT CODES

- ZAB09
- ZAB09CP
- ZAB09SC

KEY FEATURES

- BS EN 1634-1
- 80mm projection
- Concealed-fix

FINISHES AVAILABLE




PB CP SC **FB NEW!**

STANDARDS



TECHNICAL



### ZAB09B

Door stop – Cylinder with rose (90mm)

PRODUCT CODES

- ZAB09B
- ZAB09BCP
- ZAB09BSC

KEY FEATURES

- BS EN 1634-1
- 90mm projection
- Face-fix

FINISHES AVAILABLE

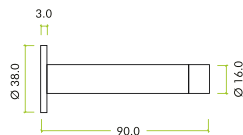


PB CP SC

STANDARDS



TECHNICAL



ZAB09B



ZAB12FB

### ZAB12

Door stop – Cylinder without rose (105mm)

PRODUCT CODES

- ZAB12
- ZAB12CP
- ZAB12SC

KEY FEATURES

- BS EN 1634-1
- 105mm projection
- Concealed-fix

FINISHES AVAILABLE



PB CP SC **FB NEW!**

STANDARDS



TECHNICAL





ZAB86CP

## ZAB86

Door stop – Domed

PRODUCT CODES

- ZAB86
- ZAB86CP
- ZAB86SC
- ZAB86FB

KEY FEATURES

- 31mm cylinder
- 35mm projection
- Floor mounted
- Concealed-fix

FINISHES AVAILABLE



PB CP SC FB

ZAB



## ZAB300

Portable door stop – 770g

PRODUCT CODES

- ZAB300SC

KEY FEATURES

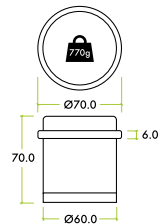
- Portable door stop
- Non-slip rubber base
- Weight 770g
- 70mm (h) x 70mm (dia.)

FINISHES AVAILABLE



SC  
**NEW!**

TECHNICAL





**NEW**  
TO  
**ZOO**

**ZAB301**

Portable door stop – 1kg

PRODUCT CODES

- ZAB301SC

KEY FEATURES

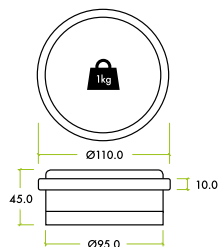
- Portable door stop
- Non-slip rubber base
- Weight 1kg
- 45mm (h) x 110mm (dia.)

FINISHES AVAILABLE



SC  
**NEW!**

TECHNICAL



ZAB



**NEW**  
TO  
**ZOO**

**ZAB302**

Portable door stop – 750g

PRODUCT CODES

- ZAB302SC

KEY FEATURES

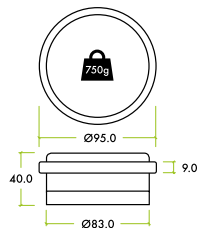
- Portable door stop
- Non-slip rubber base
- Weight 750g
- 40mm (h) x 95mm (dia.)

FINISHES AVAILABLE



SC  
**NEW!**

TECHNICAL





ZAB60



ZAB61CP



ZAB62SC



ZAB63



ZAB64CP



ZAB65SC

## ZAB CABIN HOOKS

### PRODUCT CODES

- |  |  |   |
|--|--|---|
| <ul style="list-style-type: none"> <li>• ZAB60</li> <li>• ZAB60CP</li> <li>• ZAB60SC<br/>75mm / 3"<br/>Lightweight</li> </ul>  | <ul style="list-style-type: none"> <li>• ZAB62</li> <li>• ZAB62CP</li> <li>• ZAB62SC<br/>150mm / 6"<br/>Heavyweight</li> </ul> | <ul style="list-style-type: none"> <li>• ZAB64</li> <li>• ZAB64CP</li> <li>• ZAB64SC<br/>250mm / 10"<br/>Heavyweight</li> </ul> |
| <ul style="list-style-type: none"> <li>• ZAB61</li> <li>• ZAB61CP</li> <li>• ZAB61SC<br/>100mm / 4"<br/>Lightweight</li> </ul> | <ul style="list-style-type: none"> <li>• ZAB63</li> <li>• ZAB63CP</li> <li>• ZAB63SC<br/>200mm / 8"<br/>Heavyweight</li> </ul> | <ul style="list-style-type: none"> <li>• ZAB65</li> <li>• ZAB65CP</li> <li>• ZAB65SC<br/>300mm / 12"<br/>Heavyweight</li> </ul> |


### KEY FEATURES

- Silent pattern design
- Face-fixing
- Fixings included

### FINISHES AVAILABLE







## ZAB SURFACE BOLTS

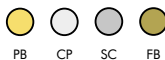
### PRODUCT CODES

- ZAB100A
  - ZAB100ACP
  - ZAB100ASC
  - ZAB100AFB
  - ZAB100B
  - ZAB100BCP
  - ZAB100BSC
  - ZAB100BFB
  - ZAB100C
  - ZAB100CCP
  - ZAB100CSC
  - ZAB100CFB
- 102mm cylinder                      202mm cylinder
- 150mm cylinder

### KEY FEATURES

- Simple slide function
- Face-fixing
- Three keeps

### FINISHES AVAILABLE



PB    CP    SC    FB



ZAB15

## ZAB15

Heavy duty door chain

PRODUCT CODES

- ZAB15
- ZAB15CP
- ZAB15SC

KEY FEATURES

- BS EN 1634-1
- 200mm chain length.

STANDARDS



FINISHES AVAILABLE



ZAB

## ZAB30

Door viewer with glass lens



ZAB30SC

PRODUCT CODES

- ZAB30
- ZAB30CP
- ZAB30SC

KEY FEATURES

- BS EN 1634-1
- 19mm dia.
- 180 degree angle of vision
- Suitable for 35–55mm doors

FINISHES AVAILABLE



STANDARDS

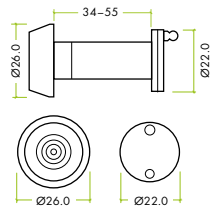


30 mins without graphite intumescent wrap



60 mins with graphite intumescent wrap

TECHNICAL



To maintain compliance with the fire standard for this door viewer, it is recommended that you fit these with the ZIDV60G intumescent pack which can be found on page 242.



ZAB83

**ZAB83**  
Victorian bow handle

PRODUCT CODES

- ZAB83
- ZAB83CP
- ZAB83SC

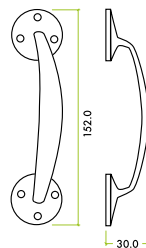
KEY FEATURES

- 152mm / 6"

FINISHES AVAILABLE



TECHNICAL



ZAB70SC

**ZAB70**  
Handrail bracket (Heavyweight)

PRODUCT CODES

- ZAB70
- ZAB70CP
- ZAB70SC

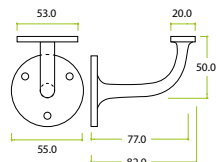
KEY FEATURES

- 55mm rose dia.
- 82mm projection

FINISHES AVAILABLE



TECHNICAL





ZAB80CP

## ZAB80

Hat & coat hook

PRODUCT CODES

- ZAB80
- ZAB80CP
- ZAB80SC

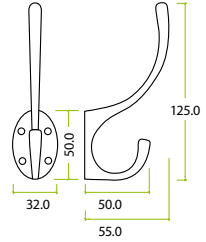
KEY FEATURES

- Double hook
- 125mm / 5"
- Face-fix

FINISHES AVAILABLE



TECHNICAL



ZAB

## ZAB81

Single robe hook



ZAB81

PRODUCT CODES

- ZAB81
- ZAB81CP
- ZAB81SC

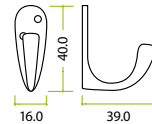
KEY FEATURES

- Single hook
- 40mm
- Face-fix

FINISHES AVAILABLE



TECHNICAL





ZAB82SC

**ZAB82**  
Double robe hook

PRODUCT CODES

- ZAB82
- ZAB82CP
- ZAB82SC

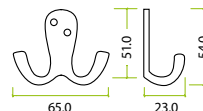
KEY FEATURES

- Double hook
- 51mm
- Face-fix

FINISHES AVAILABLE



TECHNICAL



**ZAB87**  
Under counter hook

PRODUCT CODES

- ZAB87FB

KEY FEATURES

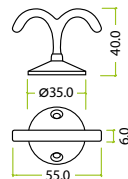
- Double hook
- 40 x 55mm
- Face-fix

FINISHES AVAILABLE



FB  
**NEW!**

TECHNICAL



# ZAA

Architectural aluminium

The ZAA range contains aluminium with a satin anodised finish. All levers are tested to BS EN 1906 Grade 3 & comply to the design requirement of BS8300.




**REVERSIBLE**

**FITTING  
INSTRUCTIONS  
INCLUDED**

**LIFT TO  
LOCK  
FUNCTION**

**FEATURED PRODUCT**  
**ZAA100**





## ZAA030

RTD lever – screw on rose

### PRODUCT CODES

- ZAA030SA

### KEY FEATURES

- BS EN 1906 : 2010 Grade 3
- BS EN 1670 : 2007 Grade 5 (Corrosion)
- Tested to 200,000 cycles
- Complies to design requirements of BS8300
- 50 x 8mm round sprung rose
- Heso spindle
- Suitable for 35-54mm doors

3 7 - B 1 5 0 B

### FINISHES AVAILABLE


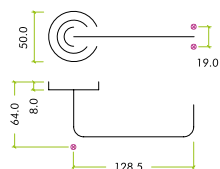


SA

### STANDARDS



### TECHNICAL



## ZAA080

RTD lever – screw on rose

### PRODUCT CODES

- ZAA080SA

### KEY FEATURES

- BS EN 1906 : 2010 Grade 3
- BS EN 1670 : 2007 Grade 5 (Corrosion)
- Tested to 200,000 cycles
- Complies to design requirements of BS8300
- 50 x 8mm round sprung rose
- Heso spindle
- Suitable for 35-54mm doors

3 7 - B 1 5 0 B

### FINISHES AVAILABLE

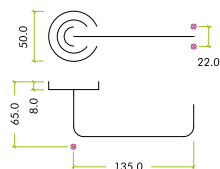


SA

### STANDARDS



### TECHNICAL





ZAA000SA



ZAA001SA



ZAA002SA



ZAA003SA

## ZAA ESCUTCHEONS

### PRODUCT CODES

- **ZAA000SA**  
Blank profile
- **ZAA001SA**  
Euro profile
- **ZAA002SA**  
Standard profile
- **ZAA003SA**  
Oval profile

### KEY FEATURES

- BS EN 1634-1
- 50mm push on rose dia.

### FINISHES AVAILABLE



SA

### STANDARDS



### TECHNICAL



ZAA004SA



ZAA004iSA



ZAA006iSA



## ZAA TURN & RELEASE

### PRODUCT CODES

- **ZAA004SA**  
with 5mm spindle
- **ZAA004iSA**  
with indicator & 5mm spindle
- **ZAA006iSA**  
with disabled turn,  
indicator & 5mm spindle

### KEY FEATURES

- BS EN 1634-1
- 50mm push on rose dia.

### FINISHES AVAILABLE



SA

### STANDARDS



### TECHNICAL







## ZAA100

Facility indicator

PRODUCT CODES

- ZAA100SA

KEY FEATURES

- BS EN 1634-1
- Suitable for use with swing & sliding doors
- Reversible function
- 180 x 38mm cover plate

FINISHES AVAILABLE



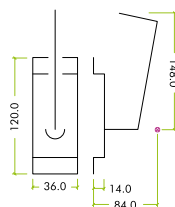
SA



STANDARDS



TECHNICAL



## RTD LEVERS ON BACKPLATE

PRODUCT CODES

- ZAA011SA  
Lock backplate
- ZAA011EPSA  
Euro backplate
- ZAA011OPSA  
Oval backplate
- ZAA012SA  
Latch backplate
- ZAA013SA  
Bathroom backplate

KEY FEATURES

- BS EN 1906 : 2010 Grade 3
- BS EN 1634-1
- 19mm lever dia.
- 47.5mm c/c ( Euro )
- 48.5mm c/c ( Oval )
- 57mm c/c ( Lock & Bath' )
- Complies with the design requirements of BS8300

FINISHES AVAILABLE

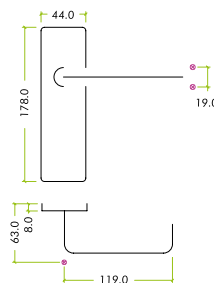


SA

STANDARDS



TECHNICAL





## ZAAIP

RTD lever on ZAA inner plate

### PRODUCT CODES

- ZAAIP

### KEY FEATURES

- BS EN 1906 : Grade 3
- Complies with the design requirements of BS8300
- 42 x 176mm
- 44 x 178mm – inc. cover plate
- 19mm lever dia.

### FINISHES AVAILABLE

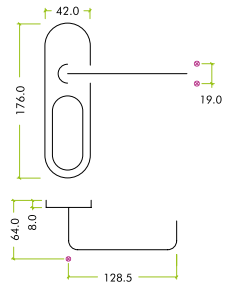


SA

### STANDARDS



### TECHNICAL



ZAA

## ZAAIP COVER PLATES

Suitable for ZAAIP

### PRODUCT CODES

- ZAA1SA  
Lock cover plate
- ZAA1EPSA  
Euro cover plate
- ZAA1OPSA  
Oval cover plate
- ZAA2SA  
Latch cover plate
- ZAA3SA  
Bathroom cover plate
- ZAA1EPSA72  
Euro lock cover plate (72mm c/c)
- ZAA3SA78  
Bathroom cover plate (78mm c/c)

### FINISHES AVAILABLE



SA

### KEY FEATURES

- For use with ZAAIP
- 44 x 178mm
- 57mm c/c ( Standard )
- 47.5mm c/c ( Euro )
- 48.5mm c/c ( Oval )
- 72mm c/c ( DIN Euro )
- 78mm c/c ( DIN Bath )

### STANDARDS



### TECHNICAL



ZAA1SA



### ZAAILP

RTD lever on ZAA long inner plate

**PRODUCT CODES**

- ZAAILP

**KEY FEATURES**

- BS EN 1906 : Grade 3
- Complies with the design requirements of BS8300
- 48 x 218mm
- 50 x 220mm – inc. cover plate
- 19mm lever dia.

**FINISHES AVAILABLE**

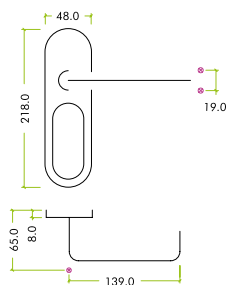


SA

**STANDARDS**



**TECHNICAL**



### ZAAILP LONG COVER PLATES

Suitable for ZAAILP



ZAA3LPSA78

**PRODUCT CODES**

- ZAA1LP  
Lock cover plate
- ZAA1EPLP  
Euro cover plate
- ZAA1OPLP  
Oval cover plate
- ZAA2LP  
Latch cover plate
- ZAA3LP  
Bathroom cover plate
- ZAA1EPLP72  
Euro lock cover plate (72mm c/c)
- ZAA3LP78  
Bathroom cover plate (78mm c/c)

**FINISHES AVAILABLE**



SA

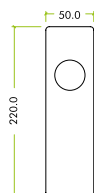
**KEY FEATURES**


- For use with ZAAILP
- 50 x 220mm
- 57mm c/c ( Standard )
- 47.5mm c/c ( Euro )
- 48.5mm c/c ( Oval )
- 72mm c/c ( DIN Euro )
- 78mm c/c ( DIN Bath )

**STANDARDS**



**TECHNICAL**





**ZAA60**

Door stop – Oval

PRODUCT CODES

- ZAA60SA

KEY FEATURES

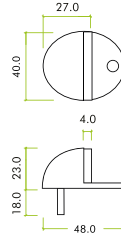
- 40 x 48mm dia.
- 23mm projection
- Locating pin
- Floor mounted
- Face-fix

FINISHES AVAILABLE



SA

TECHNICAL



**ZAA61**

Door stop – Cylinder without rose



PRODUCT CODES

- ZAA61SA

KEY FEATURES


- 19mm cylinder dia.
- 75mm cylinder projection
- Floor mounted

FINISHES AVAILABLE



SA

TECHNICAL





ZAA03RSA

## ZAA LEVER ACTION FLUSH BOLTS

### PRODUCT CODES

- ZAA02SA  
19 x 152mm
- ZAA03SA
- ZAA03RSA  
19 x 203mm

### KEY FEATURES

- ZAA03 available in both square & radius profiles
- 11mm dia. bolt
- 15mm throw

### FINISHES AVAILABLE



SA



ZAA40CSA

## ZAA FINGER PLATES

### PRODUCT CODES

- ZAA40ASA  
75 x 300mm
- ZAA40BSA  
75 x 350mm
- ZAA40CSA  
75 x 475mm
- ZAA40DSA  
75 x 650mm

### STANDARDS



### FINISHES AVAILABLE



SA



ZAAD PULL HANDLES

'D' pull handle

PRODUCT CODES

- ZAAD150BSA  
19 x 150mm
- ZAAD225BSA  
19 x 225mm
- ZAAD300BSA  
19 x 300mm
- ZAAD425BSA  
19 x 425mm
- ZAAD600BSA  
19 x 600mm
- ZAAD300CSA  
22 x 300mm
- ZAAD425CSA  
22 x 425mm

KEY FEATURES

- BS EN 1634-1
- 19mm dia. ( B )
- 22mm dia. ( C )

STANDARDS



FINISHES AVAILABLE



SA



ADDITIONAL ACCESSORIES

- M6X6ZP            M6 x 6mm skt set (grub) screw ZAA
- SP23SA           Spare ZAA outer screw on rose cover - pairs
- ZFP05            Spare fixing pack - suitable for ZAA levers on round rose
- ZFP08            Spare fixing pack - suitable for ZAA levers on backplate
- SP23              Spare spindle - 8mm x 8mm x 100mm long
- SP24              Spare spindle - 8mm x 8mm x 110mm long
- SP25              Spare spindle - 5mm x 5mm x 65mm long
- ZBBF22SA       22mm back to back fixing pack - suitable for aluminium pull handles
- ZFP06            Spare fixing pack - suitable for 19 and 22mm pull handles M8 x 65mm
- ZFP09            Spare fixing pack - suitable for 19 and 22mm pull handles M8 x 90mm
- ZRP05SA        Rose pack - 2 x push on roses - suitable for architectural aluminium 19mm and 22mm pulls

## ZAAD PULL HANDLES WITH BACK TO BACK FIXINGS

### 'D' pull handle

#### PRODUCT CODES

- ZAAD150BSABB  
19 x 150mm
- ZAAD225BSABB  
19 x 225mm
- ZAAD300BSABB  
19 x 300mm
- ZAAD425BSABB  
19 x 425mm
- ZAAD600BSABB  
19 x 600mm
- ZAAD300CSABB  
22 x 300mm
- ZAAD425CSABB  
22 x 425mm

#### KEY FEATURES

- BS EN 1634-1
- 19mm dia. ( B )
- 22mm dia. ( C )

#### STANDARDS



#### FINISHES AVAILABLE




SA

**FOR FULL DIMENSIONS TAKE A LOOK AT OUR PULL HANDLE GUIDE p038**



BACK-TO-BACK FIXINGS



# ZCA

Contract aluminium

The ZCA range is a collection of contract aluminium levers on both rose and face fixed backplates. A range of escutcheons and pull handles are also available.



**FEATURED PRODUCT**  
ZCA21





### ZCA030

RTD lever – Push on rose

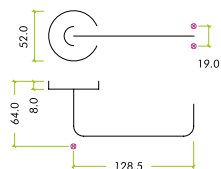
PRODUCT CODES

- ZCA030SA

KEY FEATURES

- BS EN 1634-1
- Complies to design requirements of BS8300
- 52 x 8mm round sprung rose
- Suitable for 35-54mm doors

TECHNICAL



FINISHES AVAILABLE



SA



ZCA000SA



ZCA001SA



ZCA002SA



ZCA003SA

### ZCA ESCUTCHEONS

Push on rose

PRODUCT CODES

- ZCA000SA  
Blank profile
- ZCA001SA  
Euro profile
- ZCA002SA  
Standard profile
- ZCA003SA  
Oval profile

KEY FEATURES

- BS EN 1634-1
- 52mm push on rose dia.

TECHNICAL



FINISHES AVAILABLE



SA



ZCA004iSA



ZCA007iSA

## ZCA TURN & RELEASES

Push on rose

PRODUCT CODES

- ZCA004iSA with indicator & 5mm spindle
- ZCA007iSA with disabled turn, indicator & 5mm spindle

KEY FEATURES

- BS EN 1634-1
- 52mm push on rose dia.

TECHNICAL



FINISHES AVAILABLE



SA



ZCA21SA

## LEVERS ON BACKPLATE

PRODUCT CODES

- ZCA21SA Lever on lock backplate
- ZCA21EPSA Lever on euro backplate
- ZCA21OPSA Lever on oval backplate
- ZCA22SA Lever on latch backplate
- ZCA23SA Lever on privacy backplate

KEY FEATURES

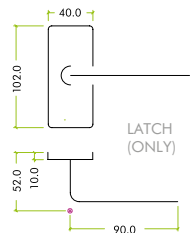
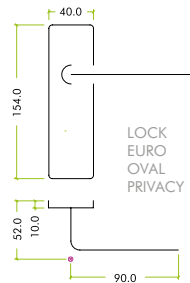
- BS EN 1634-1
- Lever circlip fixed to backplate
- 47.5mm c/c ( Euro )
- 48.5mm c/c ( Oval )
- 57mm c/c ( Lock & Privacy )

FINISHES AVAILABLE



SA

TECHNICAL





## ZCAD PULL HANDLES

### 'D' pull handle

#### PRODUCT CODES

- ZCAD225BSA  
19 x 225mm
- ZCAD300BSA  
19 x 300mm

#### FINISHES AVAILABLE



SA

#### KEY FEATURES

- BS EN 1634-1
- 19mm dia.

**FOR FULL  
DIMENSIONS  
TAKE A LOOK  
AT OUR PULL  
HANDLE GUIDE  
p038**

## ADDITIONAL ACCESSORIES

- ZRP04SA Rose pack - 2 x push on roses - suitable for contract aluminium 19mm and 22mm pull handles
- ZFP06 Spare fixing pack - suitable for 19 and 22mm pull handles M8 x 65mm
- ZFP09 Spare fixing pack - suitable for 19 and 22mm pull handles M8 x 90mm

# ZSA

Aluminium signage

A range of door signage including Fire Exit signs for use with any of the ZOO aluminium ranges.

**10**  
**DESIGNS**

AVAILABLE

INCLUDING FIRE  
DOOR SIGNS




**2**  
FIXING  
POINTS



**76MM**  
DIAMETER

**FEATURE PRODUCT**  
**ZSA03SA**



## ZSA SIGNAGE

### PRODUCT CODES

- **ZSA01SA**  
Male sex symbol
- **ZSA02SA**  
Female sex symbol
- **ZSA03SA**  
Unisex sex symbol
- **ZSA04SA**  
Shower symbol
- **ZSA07SA**  
Disabled facilities symbol
- **ZSA08SA**  
Baby change symbol
- **ZSA09SA**  
"Fire door keep shut"
- **ZSA10SA**  
"Fire door keep locked"
- **ZSA11SA**  
"Fire door keep clear"
- **ZSA12SA**  
"Automatic fire door keep clear"

### KEY FEATURES

- BS EN 1634-1
- 76mm dia.

### STANDARDS



### FINISHES AVAILABLE




SA

# STANZA

ARCHITECTURAL HARDWARE

A range of designer zinc levers on screw on roses and backplates. All products are chrome plated to achieve long performance & good aesthetic appeal.



**FEATURED PRODUCT**  
**ZPZ030CPSS**



ZPZ010FB

**ZPZ010**

Assisi lever – Screw on rose

PRODUCT CODES

- ZPZ010CP
- ZPZ010SC
- ZPZ010FB
- ZPZ010SN\*
- ZPZ010PN\*

KEY FEATURES

- BS EN 1634-1
- 50 x 8mm round sprung rose
- Bolt through fixings included
- Suitable for 35-54mm doors

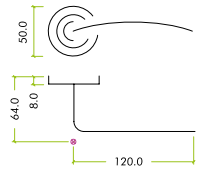
FINISHES AVAILABLE



STANDARDS



TECHNICAL



\* **COMING LATE 2019** – Please contact one of our friendly sales team to find out when this new finish will be in stock.



ZPZ020PN

**ZPZ020**

Florence lever – Screw on rose

PRODUCT CODES

- ZPZ020CP
- ZPZ020SC
- ZPZ020SN\*
- ZPZ020PN\*

KEY FEATURES

- BS EN 1634-1
- 50 x 8mm round sprung rose
- Bolt through fixings included
- Suitable for 35-54mm doors

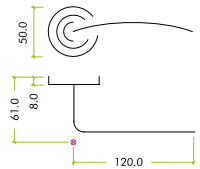
FINISHES AVAILABLE



STANDARDS



TECHNICAL



\* **COMING LATE 2019** – Please contact one of our friendly sales team to find out when this new finish will be in stock.



ZPZ030CPSS

## ZPZ030

Milan lever – Screw on rose

### PRODUCT CODES

- ZPZ030CPSS
- ZPZ030CPMB
- ZPZ030PNSS\*

### KEY FEATURES

- BS EN 1634-1
- 50 x 8mm round sprung rose
- Bolt through fixings included
- Suitable for 35-54mm doors

### FINISHES AVAILABLE

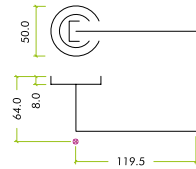


CPSS CPMB PNSS\*  
**NEW!**

### STANDARDS



### TECHNICAL



\* **COMING LATE 2019** – Please contact one of our friendly sales team to find out when this new finish will be in stock.



ZPZ030CPMB





ZPZ050FB

**ZPZ050**

Siena lever – Screw on rose

PRODUCT CODES

- ZPZ050CP
- ZPZ050SC
- ZPZ050FB

KEY FEATURES

- BS EN 1634-1
- 50 x 8mm round sprung rose
- Bolt through fixings included
- Suitable for 35-54mm doors

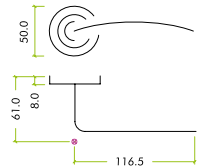
FINISHES AVAILABLE



STANDARDS



TECHNICAL



ZPZ



ZPZ060CP

**ZPZ060**

Verona lever – Screw on rose

PRODUCT CODES

- ZPZ060CP
- ZPZ060SC

KEY FEATURES

- BS EN 1634-1
- 50 x 8mm round sprung rose
- Bolt through fixings included
- Suitable for 35-54mm doors

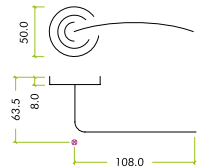
FINISHES AVAILABLE



STANDARDS



TECHNICAL





ZPZ070SCCP

## ZPZ070

Venice lever – Screw on rose

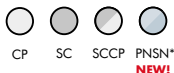
### PRODUCT CODES

- ZPZ070CP
- ZPZ070SC
- ZPZ070SCCP
- ZPZ070PNSN\*

### KEY FEATURES

- BS EN 1634-1
- 50 x 8mm round sprung rose
- Bolt through fixings included
- Suitable for 35-54mm doors

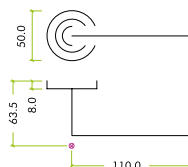
### FINISHES AVAILABLE



### STANDARDS



### TECHNICAL



**COMING LATE 2019** – Please contact one of our friendly sales team to find out when this new finish will be in stock.



ZPZ080PNSN\*

## ZPZ080

Amalfi lever – Screw on rose

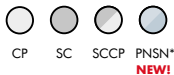
### PRODUCT CODES

- ZPZ080CP
- ZPZ080SC
- ZPZ080SCCP
- ZPZ080PNSN\*

### KEY FEATURES

- BS EN 1634-1
- 50 x 8mm round sprung rose
- Bolt through fixings included
- Suitable for 35-54mm doors

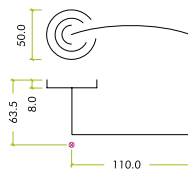
### FINISHES AVAILABLE




### STANDARDS



### TECHNICAL



**COMING LATE 2019** – Please contact one of our friendly sales team to find out when this new finish will be in stock.



ZPZ090SC

**ZPZ090**

Lucca lever – Screw on rose

PRODUCT CODES

- ZPZ090CP
- ZPZ090SC

KEY FEATURES

- BS EN 1634-1
- 50 x 8mm round sprung rose
- Bolt through fixings included
- Suitable for 35-54mm doors

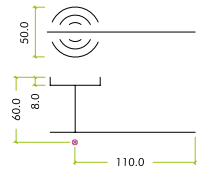
FINISHES AVAILABLE



STANDARDS



TECHNICAL



ZPZ100SCCP

**ZPZ100**

Adria lever – Screw on rose

PRODUCT CODES

- ZPZ100SCCP

KEY FEATURES

- BS EN 1634-1
- 50 x 8mm round sprung rose
- Bolt through fixings included
- Suitable for 35-54mm doors

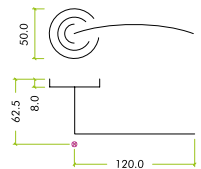
FINISHES AVAILABLE



STANDARDS



TECHNICAL





ZPZ110CPSN

## ZPZ110

Atlanta lever – Screw on rose

PRODUCT CODES

- ZPZ110CPSN

KEY FEATURES

- BS EN 1634-1
- 50 x 8mm round sprung rose
- Bolt through fixings included
- Suitable for 35-54mm doors

FINISHES AVAILABLE

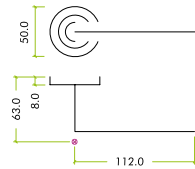


CPSN

STANDARDS



TECHNICAL



ZPZ



ZPZ120CPSS

## ZPZ120

Venus lever – Screw on rose

PRODUCT CODES

- ZPZ120CPSS

KEY FEATURES

- BS EN 1634-1
- 50 x 8mm round sprung rose
- Bolt through fixings included
- Suitable for 35-54mm doors

FINISHES AVAILABLE

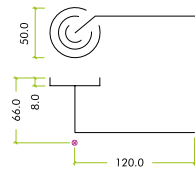


CPSS

STANDARDS



TECHNICAL





ZPZ130SCCP

**ZPZ130**

Saturn lever – Screw on rose

PRODUCT CODES

- ZPZ130SCCP

KEY FEATURES

- BS EN 1634-1
- 50 x 8mm round sprung rose
- Bolt through fixings included
- Suitable for 35-54mm doors

FINISHES AVAILABLE

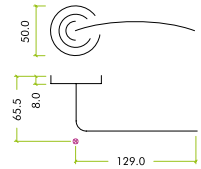


SCCP

STANDARDS



TECHNICAL



ZPZ140SCCP

**ZPZ140**

Olympus lever – Screw on rose

PRODUCT CODES

- ZPZ140SCCP

KEY FEATURES

- BS EN 1634-1
- 50 x 8mm round sprung rose
- Bolt through fixings included
- Suitable for 35-54mm doors

FINISHES AVAILABLE

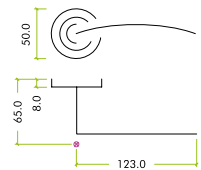


SCCP

STANDARDS



TECHNICAL





## ZPZ170

Luna lever – Screw on rose

PRODUCT CODES

- ZPZ170CPSS

KEY FEATURES

- BS EN 1634-1
- 50 x 8mm round sprung rose
- Bolt through fixings included
- Suitable for 35-54mm doors

FINISHES AVAILABLE

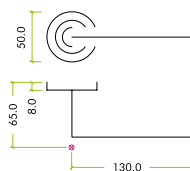


CPSS

STANDARDS



TECHNICAL



## ZPZ210

Vesta lever – Screw on rose

PRODUCT CODES

- ZPZ210CP
- ZPZ210SC
- ZPZ210FB

KEY FEATURES

- BS EN 1634-1
- 50 x 8mm round sprung rose
- Bolt through fixings included
- Suitable for 35-54mm doors

FINISHES AVAILABLE

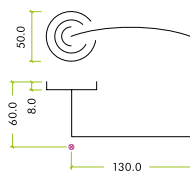


CP SC FB

STANDARDS



TECHNICAL



ZPZ210CP



**ZPZ230**

Asti lever – Screw on rose

PRODUCT CODES

- ZPZ230FB

KEY FEATURES

- BS EN 1634-1
- 50 x 8mm round sprung rose
- Bolt through fixings included
- Suitable for 35-54mm doors

FINISHES AVAILABLE

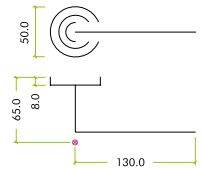


FB  
**NEW!**

STANDARDS



TECHNICAL



**ZPZ240**

Vesta lever – Screw on rose

PRODUCT CODES

- ZPZ240CP
- ZPZ240SC
- ZPZ240FB

KEY FEATURES

- BS EN 1634-1
- 50 x 8mm round sprung rose
- Bolt through fixings included
- Suitable for 35-54mm doors

FINISHES AVAILABLE

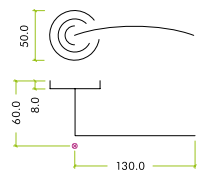


CP SC FB  
**NEW! NEW! NEW!**

STANDARDS



TECHNICAL



ZPZ240FB



ZPZSRCP



ZPZSRSC

## ZPZ SPARE ROSE PACK

Screw on rose

### PRODUCT CODES

- ZPZSRCP
- ZPZSRSC

### KEY FEATURES

- 50 x 8mm square rose
- Supplied in pairs
- Suitable for replacing or customising ZPZ levers or turn and releases

### TECHNICAL



### FINISHES AVAILABLE



ZPZ001CP



ZPZ002SN\*



ZPZ001SC



ZPZ002PN\*



ZPZ001FB



ZPZ002FB

## ZPZ ESCUTCHEONS

Screw on rose

### PRODUCT CODES

- ZPZ001CP
- ZPZ001SC
- ZPZ001FB
- ZPZ001SN\*
- ZPZ001PN\*

Euro profile

- ZPZ002CP
- ZPZ002SC
- ZPZ002FB
- ZPZ002SN\*
- ZPZ002PN\*

Standard profile

### KEY FEATURES

- BS EN 1634-1
- 50mm screw on rose dia.
- Fixing screws supplied

### STANDARDS



### TECHNICAL



### FINISHES AVAILABLE



**COMING LATE 2019** – Please contact one of our friendly sales team to find out when this new finish will be in stock.





ZPZ004CP



ZPZ004SC



ZPZ004FB



ZPZ004SN\*

**ZPZ TURN & RELEASE**

Screw on rose

PRODUCT CODES

- ZPZ004CP
- ZPZ004SC
- ZPZ004FB
- ZPZ004SN\*
- ZPZ004PN\*

Turn & release  
with 5mm spindle

KEY FEATURES

- BS EN 1634-1
- 50mm screw on rose dia.
- Fixing screws supplied

STANDARDS



TECHNICAL



FINISHES AVAILABLE



\* **COMING LATE 2019** – Please contact one of our friendly sales team to find out when this new finish will be in stock.



ZPZ004PN\*

**ADDITIONAL ACCESSORIES**

- ZFP02SC Spare fixing pack - suitable for ZPZ lever on rose and backplate
- ZFP02CP Spare fixing pack - suitable for ZPZ lever on rose and backplate
- SP23 Spare spindle - 8mm x 8mm x 100mm long
- SP24 Spare spindle - 8mm x 8mm x 110mm long
- SP25 Spare spindle - 5mm x 5mm x 65mm long
- M6X6ZP M6 x 6mm skt set (grub) screw ZPZ



ZPZ071EPCP



ZPZ072SC

## VENICE LEVERS ON BACKPLATE

### PRODUCT CODES

- ZPZ071CP
- ZPZ071SC
- Lock backplate
- ZPZ071EPCP
- ZPZ071EPSC
- Euro backplate
- ZPZ072CP
- ZPZ072SC
- Latch backplate
- ZPZ073CP
- ZPZ073SC
- Bathroom backplate

### KEY FEATURES

- BS EN 1634-1
- Bolt-through fixings

### FINISHES AVAILABLE

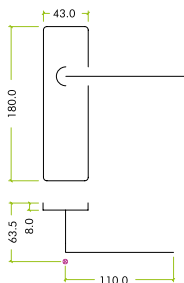


CP SC

### STANDARDS



### TECHNICAL



**AMALFI LEVERS ON BACKPLATE**

PRODUCT CODES

- ZPZ081CP
- ZPZ081SC
- ZPZ081SCCP  
Lock backplate
- ZPZ081EPCP
- ZPZ081EPSC
- ZPZ081EPSCCP  
Euro backplate
- ZPZ082CP
- ZPZ082SC
- ZPZ082SCCP  
Latch backplate
- ZPZ083CP
- ZPZ083SC
- ZPZ083SCCP  
Bathroom backplate

KEY FEATURES

- BS EN 1634-1
- Bolt-through fixings

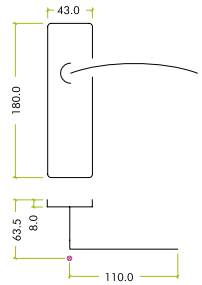
FINISHES AVAILABLE



STANDARDS



TECHNICAL



# STANZA

ARCHITECTURAL HARDWARE

A range of designer zinc levers on push on roses and backplates. All products are chrome plated to achieve long performance & good aesthetic appeal.

**CP / SC**  
Finishes Available

**52x8mm**  
Sprung Rose

**5**  
**DESIGNER**  
STYLES

**FEATURED PRODUCT**  
**ZCZ050SC**



ZCZ010SC

**ZCZ010**

Leon lever – Push on rose

PRODUCT CODES

- ZCZ010CP
- ZCZ010SC

KEY FEATURES

- BS EN 1634-1
- 52 x 8mm round sprung rose
- Bolt through fixings included
- Suitable for 35-54mm doors

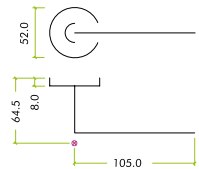
FINISHES AVAILABLE



STANDARDS



TECHNICAL



ZCZ



ZCZ020CP

**ZCZ020**

Santiago lever – Push on rose

PRODUCT CODES

- ZCZ020CP
- ZCZ020SC

KEY FEATURES

- BS EN 1634-1
- 52 x 8mm round sprung rose
- Bolt through fixings included
- Suitable for 35-54mm doors

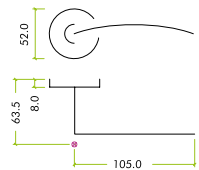
FINISHES AVAILABLE



STANDARDS



TECHNICAL





ZCZ030SC

## ZCZ030

Toledo lever – Push on rose

PRODUCT CODES

- ZCZ030CP
- ZCZ030SC

KEY FEATURES

- BS EN 1634-1
- 52 x 8mm round sprung rose
- Bolt through fixings included
- Suitable for 35-54mm doors

FINISHES AVAILABLE

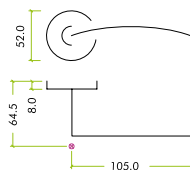


CP SC

STANDARDS



TECHNICAL



ZCZ050CP

## ZCZ050

Seville lever – Push on rose

PRODUCT CODES

- ZCZ050CP
- ZCZ050SC

KEY FEATURES

- BS EN 1634-1
- 52 x 8mm round sprung rose
- Bolt through fixings included
- Suitable for 35-54mm doors

FINISHES AVAILABLE

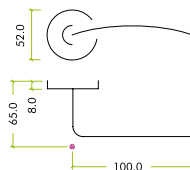


CP SC

STANDARDS



TECHNICAL





ZCZ060SCCP

**ZCZ060**

Girona lever – Push on rose

PRODUCT CODES

- ZCZ060SCCP

KEY FEATURES

- BS EN 1634-1
- 52 x 8mm round sprung rose
- Bolt through fixings included
- Suitable for 35-54mm doors

FINISHES AVAILABLE

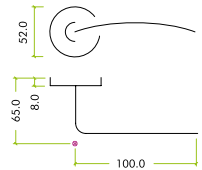


SCCP

STANDARDS



TECHNICAL



ZCZ



ZCZ000CP



ZCZ001CP



ZCZ002SC



ZCZ003CP

**ZCZ ESCUTCHEONS**

Push on rose

PRODUCT CODES

- ZCZ000CP
- ZCZ000SC  
Blank profile
- ZCZ001CP
- ZCZ001SC  
Euro profile
- ZCZ002CP
- ZCZ002SC  
Standard profile
- ZCZ003CP
- ZCZ003SC  
Oval profile

KEY FEATURES

- BS EN 1634-1
- 52mm rose dia.
- Usable with bolt through fixings

STANDARDS



TECHNICAL



FINISHES AVAILABLE



CP

SC

## ZCZ TURN & RELEASE

Push on rose



ZCZ004CP

### PRODUCT CODES

- ZCZ004CP
  - ZCZ004SC
- Turn & release  
with 5mm spindle

### KEY FEATURES

- BS EN 1634-1
- 52mm rose dia.
- Usable with bolt  
through fixings

### STANDARDS



### TECHNICAL



### FINISHES AVAILABLE



## LEON LEVERS ON BACKPLATE

### PRODUCT CODES

- ZCZ011CP
  - ZCZ011SC
- Lever on lock backplate
- ZCZ011EPCP
  - ZCZ011EPSC
- Lever on euro backplate
- ZCZ012CP
  - ZCZ012SC
- Lever on latch backplate
- ZCZ013CP
  - ZCZ013SC
- Lever on bathroom  
backplate

### KEY FEATURES

- BS EN 1634-1
- Face-fix backplate

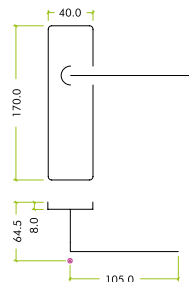
### FINISHES AVAILABLE



### STANDARDS



### TECHNICAL



ZCZ012CP





ZCZ031SC

**TOLEDO LEVERS ON BACKPLATE**

PRODUCT CODES

- ZCZ031CP
- ZCZ031SC  
Lever on lock backplate
- ZCZ031EPCP
- ZCZ031EPSC  
Lever on euro backplate
- ZCZ032CP
- ZCZ032SC  
Lever on latch backplate
- ZCZ033CP
- ZCZ033SC  
Lever on bathroom backplate

KEY FEATURES

- BS EN 1634-1
- Face-fix backplate

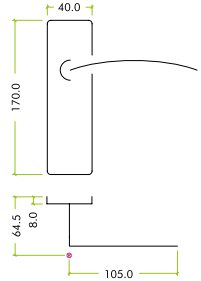
FINISHES AVAILABLE



STANDARDS



TECHNICAL



**ADDITIONAL ACCESSORIES**

- ZFP02SC Spare fixing pack - suitable for ZCZ lever on rose
- ZFP02CP Spare fixing pack - suitable for ZCZ lever on rose
- SP23 Spare spindle - 8mm x 8mm x 100mm long
- SP24 Spare spindle - 8mm x 8mm x 110mm long
- SP25 Spare spindle - 5mm x 5mm x 65mm long
- M6X6ZP M6 x 6mm skt set (grub) screw ZCZ
- SPS16SC Spare screw pack - to suit ZCZ lever on backplate (pack of 8)
- SPS16CP Spare screw pack - to suit ZCZ lever on backplate (pack of 8)

Rosso Maniglie is our exclusive range of Italian inspired designer levers. Produced using a zinc base material and manufactured to the highest standards, this range takes designer levers to the next level.

**CUSTOMISABLE**

Using Round or Square  
Spare Rose Packs

**50x8mm**

Sprung Rose

**14**

**DESIGNER**  
STYLES

**FEATURED PRODUCT**  
**RMSQ060SC**

\*Customisable using the spare rose packs  
RMSR or RMSQSR (see pages 191 & 196)



RM010PCB

**RM010**

Hydra lever – Screw on rose

PRODUCT CODES

- RM010CP
- RM010SC
- RM010PCB
- RM010ECBZ

KEY FEATURES

- 50 x 8mm round sprung rose
- Suitable for 35-54mm doors
- Includes fixings

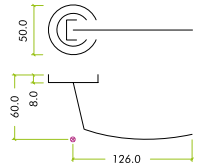
FINISHES AVAILABLE



STANDARDS



TECHNICAL



RM



RM020SC

**RM020**

Lupus lever – Screw on rose

PRODUCT CODES

- RM020CP
- RM020SC

KEY FEATURES

- 50 x 8mm round sprung rose
- Suitable for 35-54mm doors
- Includes fixings

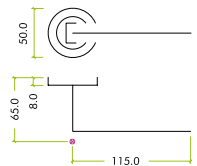
FINISHES AVAILABLE



STANDARDS



TECHNICAL





RM030CP

## RM030

Pavo lever – Screw on rose

### PRODUCT CODES

- RM030CP
- RM030SC

### KEY FEATURES

- 50 x 8mm round sprung rose
- Suitable for 35-54mm doors
- Includes fixings

### FINISHES AVAILABLE

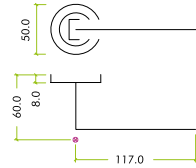


CP SC

### STANDARDS



### TECHNICAL



### ACCESSORIES AVAILABLE

#### RMSQSR

Spare square rose covers p196

RM



RM040CP

## RM040

Cygnus lever – Screw on rose

### PRODUCT CODES

- RM040CP
- RM040SC

### KEY FEATURES

- 50 x 8mm round sprung rose
- Suitable for 35-54mm doors
- Includes fixings

### FINISHES AVAILABLE

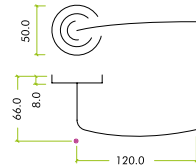


CP SC

### STANDARDS



### TECHNICAL





RM050C

**RM050**

Mensa lever – Screw on rose

PRODUCT CODES

- RM050CP
- RM050SC
- RM050CPSC\*

KEY FEATURES

- 50 x 8mm round sprung rose
- Suitable for 35-54mm doors
- Includes fixings

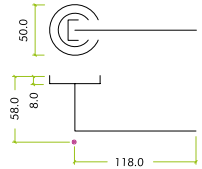
FINISHES AVAILABLE



STANDARDS



TECHNICAL



\* **COMING LATE 2019** – Please contact one of our friendly sales team to find out when this new finish will be in stock.



RM060ECBZ

**RM060**

Aries lever – Screw on rose

PRODUCT CODES

- RM060CP
- RM060SC
- RM060PCB
- RM060ECBZ

KEY FEATURES

- 50 x 8mm round sprung rose
- Suitable for 35-54mm doors
- Includes fixings

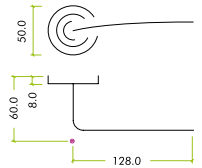
FINISHES AVAILABLE



STANDARDS



TECHNICAL





RM070SC

## RM070

Corvus lever – Screw on rose

### PRODUCT CODES

- RM070CP
- RM070SC

### KEY FEATURES

- 50 x 8mm round sprung rose
- Suitable for 35-54mm doors
- Includes fixings

### FINISHES AVAILABLE

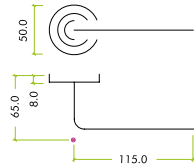


CP SC

### STANDARDS



### TECHNICAL



### ACCESSORIES AVAILABLE

#### RMSQSR

Spare square rose covers p196

RM



RM090PCB

## RM090

Lyra lever – Screw on rose

### PRODUCT CODES

- RM090CP
- RM090SC
- RM090PCB
- RM090ECBZ

### KEY FEATURES

- 50 x 8mm round sprung rose
- Suitable for 35-54mm doors
- Includes fixings

### FINISHES AVAILABLE

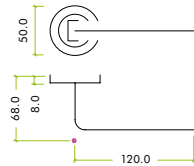


CP SC PCB ECBZ  
**NEW! NEW!**

### STANDARDS



### TECHNICAL





RM110SC

**RM110**

Aquila lever – screw on rose

PRODUCT CODES

- RM110CP
- RM110SC

KEY FEATURES

- 50 x 8mm round sprung rose
- Suitable for 35-54mm doors
- Includes fixings

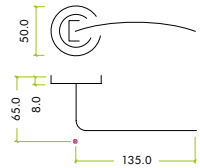
FINISHES AVAILABLE



STANDARDS



TECHNICAL



RM120CP

**RM120**

Vela lever – Screw on rose

PRODUCT CODES

- RM120CP
- RM120SC

KEY FEATURES

- 50 x 8mm round sprung rose
- Suitable for 35-54mm doors
- Includes fixings

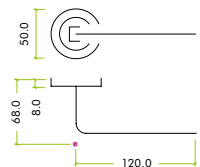
FINISHES AVAILABLE



STANDARDS



TECHNICAL





RM130SC

## RM130

Draco lever – Screw on rose

### PRODUCT CODES

- RM130CP
- RM130SC

### KEY FEATURES

- 50 x 8mm round sprung rose
- Suitable for 35-54mm doors
- Includes fixings

### FINISHES AVAILABLE

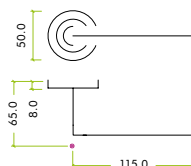


CP SC

### STANDARDS



### TECHNICAL



### ACCESSORIES AVAILABLE

**RMSQSR**  
Spare square  
rose covers  
p196

## RM ESCUTCHEONS

Screw on rose

### PRODUCT CODES

- RM001CP
  - RM001SC
  - RM001PCB
  - RM001ECBZ
- Euro profile

- RM002CP
  - RM002SC
  - RM002PCB
  - RM002ECBZ
- Standard profile

### KEY FEATURES

- 50mm screw on rose dia.
- Fixing screws supplied

### STANDARDS



### TECHNICAL



### FINISHES AVAILABLE



CP SC PCB ECBZ

**NEW! NEW!**



RM001CP



RM002CP



RM001SC



ZPZ002SC



RM001FB



RM002FB



RM001FB



RM002FB






RM004CP



RM004SC



RM004PCB



RM004ECBZ

## RM TURN & RELEASE

Screw on rose

PRODUCT CODES

- RM004CP
- RM004SC
- RM004PCB
- RM004ECBZ

Turn & release  
with 5mm spindle

KEY FEATURES

- 50mm screw on rose dia.
- Fixing screws supplied

STANDARDS



TECHNICAL



FINISHES AVAILABLE



RMSRCP

RMSRCP



RMSRCPB

RMSRECBZ

## RM SPARE ROSE PACK

Screw on rose

PRODUCT CODES

- RMSRCP
- RMSRSC
- RMSRCPB
- RMSRECBZ

KEY FEATURES


- 50 x 8mm square rose
- Supplied in pairs
- Suitable for replacing or customising RM levers or turn and releases

TECHNICAL



FINISHES AVAILABLE





RMSQ010CP

## RMSQ010

Hydra lever – Screw on rose

PRODUCT CODES

- RMSQ010CP
- RMSQ010SC

KEY FEATURES

- 50 x 8mm square sprung rose
- Suitable for 35-54mm doors
- Includes fixings

FINISHES AVAILABLE

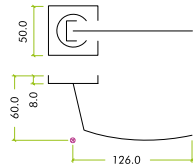


CP SC

STANDARDS



TECHNICAL



RMSQ020SC

## RMSQ020

Lupus lever – Screw on rose

PRODUCT CODES

- RMSQ020CP
- RMSQ020SC

KEY FEATURES

- 50 x 8mm square sprung rose
- Suitable for 35-54mm doors
- Includes fixings

FINISHES AVAILABLE

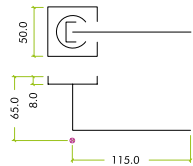


CP SC

STANDARDS



TECHNICAL





RMSQ050CP

**RMSQ050**

Mensa lever – Screw on rose

PRODUCT CODES

- RMSQ050CP
- RMSQ050SC

KEY FEATURES

- 50 x 8mm square sprung rose
- Suitable for 35-54mm doors
- Includes fixings


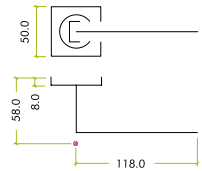
FINISHES AVAILABLE



STANDARDS



TECHNICAL



RMSQ080SC

**RMSQ080**

Maia lever – Screw on rose

PRODUCT CODES

- RMSQ080CP
- RMSQ080SC

KEY FEATURES

- 50 x 8mm square sprung rose
- Suitable for 35-54mm doors
- Includes fixings

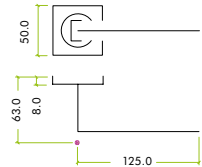
FINISHES AVAILABLE



STANDARDS



TECHNICAL





RMSQ090SC

## RMSQ090

Lyra lever – Screw on rose

### PRODUCT CODES

- RMSQ090CP
- RMSQ090SC

### KEY FEATURES

- 50 x 8mm square sprung rose
- Suitable for 35-54mm doors
- Includes fixings

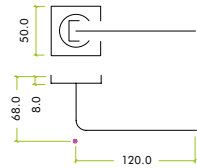
### FINISHES AVAILABLE



### STANDARDS



### TECHNICAL



RMSQ100CP

## RMSQ100

Dorado lever – Screw on rose

### PRODUCT CODES

- RMSQ100CP
- RMSQ100SC

### KEY FEATURES

- 50 x 8mm square sprung rose
- Suitable for 35-54mm doors
- Includes fixings

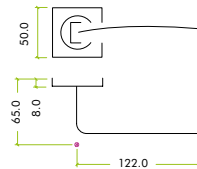
### FINISHES AVAILABLE



### STANDARDS



### TECHNICAL





RMSQ140CP

## RMSQ140

Auriga lever – Screw on rose

### PRODUCT CODES

- RMSQ140CP
- RMSQ140SC

### KEY FEATURES

- 50 x 8mm square sprung rose
- Suitable for 35-54mm doors
- Includes fixings

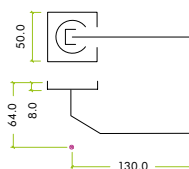
### FINISHES AVAILABLE



### STANDARDS



### TECHNICAL



RMSQ001CP



RMSQ002CP



RMSQ002SC



RMSQ002SC

## RMSQ ESCUTCHEONS

Screw on rose

### PRODUCT CODES

- RMSQ001CP
- RMSQ001SC  
Euro profile
- RMSQ002CP
- RMSQ002SC  
Standard profile

### KEY FEATURES

- 50mm square rose
- Includes fixings

### STANDARDS



### TECHNICAL




### FINISHES AVAILABLE





RMSQ004CP



RMSQ004SC

## RMSQ TURN & RELEASE

Screw on rose

PRODUCT CODES

- RMSQ004CP
  - RMSQ004SC
- Turn & release with  
5mm spindle

KEY FEATURES

- 50mm square rose
- Includes fixings

STANDARDS



TECHNICAL



FINISHES AVAILABLE



RMSQSRCP



RMSQSRTC



RMSQSRSC



RMSQSRCP

## RMSQ SPARE ROSE PACK

Screw on rose

PRODUCT CODES

- RMSQSRCP
  - RMSQSRSC
- For lever on rose
- RMSQSRTC
  - RMSQSRCP
- For turn and release

KEY FEATURES

- 50 x 8mm square rose
- Suitable for replacing or customising levers or turn and releases

TECHNICAL




FINISHES AVAILABLE



**CUSTOMISATION OPTIONS**


**ROUND TO SQUARE**

Change the look of a lever on round rose to a lever on square rose.



**DUAL FINISH**

Change the look of a lever by swapping the rose to a different finish.





## ARIES LEVER ON BACKPLATE

### PRODUCT CODES

- RM061CP  
Lock backplate
- RM061SC  
Lock backplate
- RM061EPCP  
Euro backplate
- RM061EPSC  
Euro backplate
- RM062CP  
Latch backplate
- RM062SC  
Latch backplate
- RM063CP  
Bathroom backplate
- RM063SC  
Bathroom backplate

### KEY FEATURES

- 42 x 190mm backplate
- 47.5mm c/c ( Euro )
- 57mm c/c ( Lock & bath' )
- Suitable for 35-54mm doors
- Includes fixings

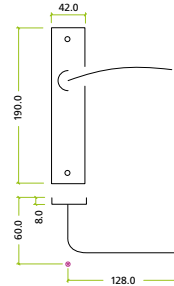
### FINISHES AVAILABLE



### STANDARDS



### TECHNICAL



## LYRA LEVER ON BACKPLATE

### PRODUCT CODES

- RM091CP  
Lock backplate
- RM091SC  
Lock backplate
- RM091EPCP  
Euro backplate
- RM091EPSC  
Euro backplate
- RM092CP  
Latch backplate
- RM092SC  
Latch backplate
- RM093CP  
Bathroom backplate
- RM093SC  
Bathroom backplate

### KEY FEATURES

- 42 x 190mm backplate
- 47.5mm c/c ( Euro )
- 57mm c/c ( Lock & bath' )
- Suitable for 35-54mm doors
- Includes fixings

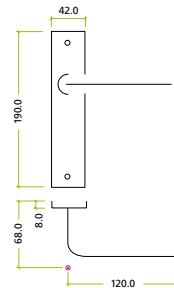
### FINISHES AVAILABLE




### STANDARDS



### TECHNICAL







RMSQ133CP

## DRACO LEVER ON BACKPLATE

### PRODUCT CODES

- RM131CP  
Lock backplate
- RM131SC  
Lock backplate
- RM131EPCP  
Euro backplate
- RM131EPSC  
Euro backplate
- RM132CP  
Latch backplate
- RM132SC  
Latch backplate
- RM133CP  
Bathroom backplate
- RM133SC  
Bathroom backplate

### KEY FEATURES

- 42 x 190mm backplate
- 47,5mm c/c ( Euro )
- 57mm c/c ( Lock & bath' )
- Suitable for 35-54mm doors
- Includes fixings

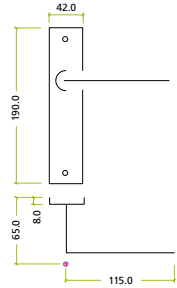
### FINISHES AVAILABLE



### STANDARDS

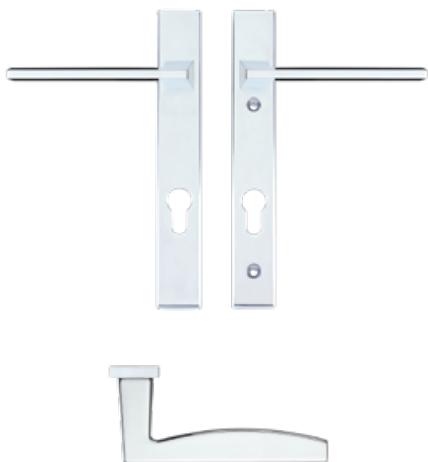


### TECHNICAL



## ADDITIONAL ACCESSORIES

- ZFP02SC Spare fixing pack - suitable for RM lever on rose and backplate
- ZFP02CP Spare fixing pack - suitable for RM lever on rose and backplate
- SP23 Spare spindle - 8mm x 8mm x 100mm long
- SP24 Spare spindle - 8mm x 8mm x 110mm long
- SP25 Spare spindle - 5mm x 5mm x 65mm long



RM03NP92CP

## PAVO LEVER ON NARROW BACKPLATE

### PRODUCT CODES

- RM03NP92CP
- RM03NP92SC

### KEY FEATURES

- 32 x 220mm backplate
- 92mm c/c ( Euro )
- Unsprung non-handed lever
- Suitable for multi-point lock
- Includes fixings

### FINISHES AVAILABLE

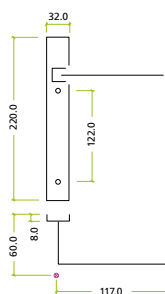


CP SC

### STANDARDS



### TECHNICAL



## VELA LEVER ON NARROW BACKPLATE

### PRODUCT CODES

- RM12NP92CP
- RM12NP92SC

### KEY FEATURES

- 32 x 220mm backplate
- 92mm c/c ( Euro )
- Unsprung non-handed lever
- Suitable for multi-point lock
- Includes fixings

### FINISHES AVAILABLE

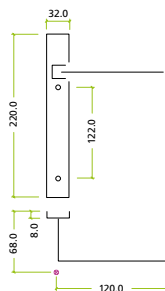


CP SC

### STANDARDS



### TECHNICAL



RM12NP92CP



RM13NP92CP

## DRACO LEVER ON NARROW BACKPLATE

### PRODUCT CODES

- RM13NP92CP
- RM13NP92SC

### KEY FEATURES

- 32 x 220mm backplate
- 92mm c/c ( Euro )
- Unsprung non-handed lever
- Suitable for multi-point lock
- Includes fixings

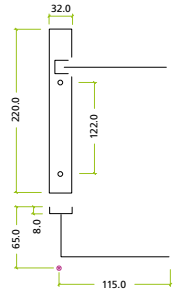
### FINISHES AVAILABLE



### STANDARDS



### TECHNICAL



**PRO**  
PROJECT RANGE

The Project range is made from a zinc base material with polished, satin chrome and electro brass finishes throughout. The collection features four classic designs.



**CLASSIC  
STYLING**

**4  
FIXING  
POINTS**

**DUAL  
FINISH  
SCCP**

**FEATURED PRODUCT**  
**PR61EPSCCP**



PR011SC

**PROJECT OXFORD LEVER ON BACKPLATE**

PRODUCT CODES

- PR011CP
- PR011SC
- PR011EB
- Lock backplate
- PR011EPCP
- PR011EPSC
- PR011EPEB
- Euro backplate
- PR012CP
- PR012SC
- PR012EB
- Latch backplate
- PR013CP
- PR013SC
- PR013EB
- Bathroom backplate

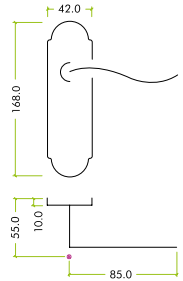
KEY FEATURES

- 168 x 42mm
- Face-fix backplate

STANDARDS



TECHNICAL



FINISHES AVAILABLE



PR031EPEB

**PROJECT ARUNDEL LEVER ON BACKPLATE**

PRODUCT CODES

- PR031CP
- PR031SC
- PR031EB
- Lock backplate
- PR031EPCP
- PR031EPSC
- PR031EPEB
- Euro backplate
- PR032CP
- PR032SC
- PR032EB
- Latch backplate
- PR033CP
- PR033SC
- PR033EB
- Bathroom backplate

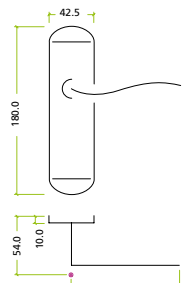
KEY FEATURES

- 180 x 40mm
- Face-fix backplate

STANDARDS



TECHNICAL



FINISHES AVAILABLE



## PROJECT VICTORIAN SCROLL LEVER ON BACKPLATE



PRO21SC



PRO22CP

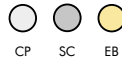
### PRODUCT CODES

- PRO21CP
- PRO21SC
- PRO21EB
- Lock backplate
- PRO21EPCP
- PRO21EPSC
- PRO21EPEB
- Euro backplate
- PRO21OPCP
- PRO21OPSC
- Oval backplate
- PRO22CP
- PRO22SC
- PRO22EB
- Latch backplate
- PRO23CP
- PRO23SC
- PRO23EB
- Bathroom backplate
- PRO24CP
- PRO24SC
- PRO24EB
- Privacy backplate

### KEY FEATURES

- 150 x 40mm
- 114 x 40mm (latch & privacy only)
- Face-fix backplate

### FINISHES AVAILABLE

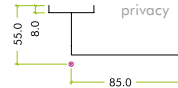
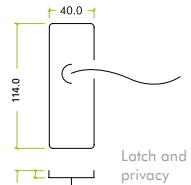
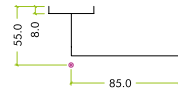
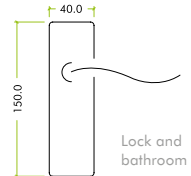


CP SC EB

### STANDARDS



### TECHNICAL



**PROJECT VICTORIAN FLAT  
LEVER ON BACKPLATE**

PRODUCT CODES

- PRO41CP
- PRO41SC
- PRO41EB
- Lock backplate
- PRO41EPCP
- PRO41EPSC
- PRO41EPEB
- Euro backplate
- PRO42CP
- PRO42SC
- PRO42EB
- Latch backplate
- PRO43CP
- PRO43SC
- PRO43EB
- Bathroom backplate
- PRO44CP
- PRO44SC
- PRO44EB
- Privacy backplate

KEY FEATURES

- 150 x 40mm
- 114 x 40mm (latch & privacy only)
- Face-fix backplate

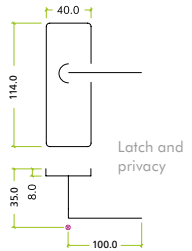
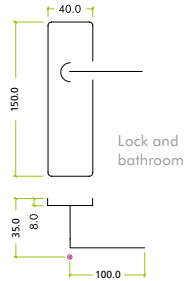
FINISHES AVAILABLE



STANDARDS



TECHNICAL



PRO41EB



PRO44SC



PR061EPSCCP

## PROJECT ASTI LEVER ON BACKPLATE

### PRODUCT CODES

- PR061SCCP  
Lock backplate
- PR061FB  
Euro backplate
- PR061EPSCCP  
Latch backplate
- PR061EPFB  
Bathroom backplate

### KEY FEATURES

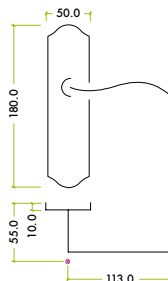
- 180 x 50mm
- Face-fix backplate



### STANDARDS



### TECHNICAL



### FINISHES AVAILABLE



SCCP FB  
**NEW! NEW!**



PR063FB





PR071EPFB

**PROJECT LINCOLN LEVER ON BACKPLATE**

PRODUCT CODES

- **PR071FB**  
Lock backplate
- **PR071EPFB**  
Euro backplate
- **PR072FB**  
Latch backplate
- **PR073FB**  
Bathroom backplate

KEY FEATURES

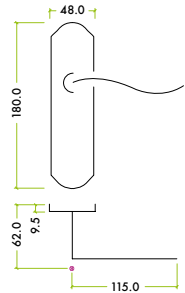
- 180 x 48mm
- Face-fix backplate



STANDARDS



TECHNICAL



FINISHES AVAILABLE



FB  
**NEW!**

**ADDITIONAL ACCESSORIES**

- SP23 Spare spindle - 8mm x 8mm x 100mm long
- SP24 Spare spindle - 8mm x 8mm x 110mm long
- SP25 Spare spindle - 5mm x 5mm x 65mm long
- SPS16SC Spare screw pack - suitable for PRO lever on backplate (pack of 8)
- SPS16CP Spare screw pack - suitable for PRO lever on backplate (pack of 8)
- SPS16 Spare screw pack - suitable for PRO lever on backplate (pack of 8)
- ZFP10SC Spare fixing pack - suitable for PRO levers
- ZFP10CP Spare fixing pack - suitable for PRO levers
- ZFP10 Spare fixing pack - suitable for PRO levers



**Foxcote Foundries**  
Decorative Castings

The Foxcote Foundries black antique range covers a wide range of door furniture and window fittings all available in a traditional black finish.



**FEATURED PRODUCT**  
**FF311**



**FF415M / FF415R (Rim)**

Ball mortice knob / Ball rim mortice knob

PRODUCT CODES

- FF415M
- FF415R

KEY FEATURES

- 42.5mm knob dia.
- 55mm rose dia.
- 74mm projection
- Unsprung rose
- Rim lock version available
- Face-fix

FINISHES AVAILABLE



BK



**FF416M / FF416R (Rim)**

Oval mortice knob / Oval rim mortice knob

PRODUCT CODES

- FF416M
- FF416R

KEY FEATURES

- 65.5 x 32.5mm knob
- 55mm rose dia.
- 64mm projection
- Unsprung rose
- Rim lock version available
- Face-fix

FINISHES AVAILABLE



BK



## TRADITIONAL LEVERS ON BACKPLATE

### PRODUCT CODES

- FF111  
Lock backplate
- FF111EP  
Euro backplate
- FF112  
Latch backplate
- FF113  
Bathroom backplate

### KEY FEATURES

- 50 x 150mm backplate
- Face-fix backplate

### FINISHES AVAILABLE



BK

**ALL ANTIQUE BLACK EURO PROFILE LEVERS ON BACKPLATE CAN USE:**

VIER V5 BLACK FINISH SINGLE, DOUBLE OR TURN CYLINDERS

p311-313



## TRADITIONAL SLIMLINE THUMB LEVERS ON BACKPLATE

### PRODUCT CODES

- FF211  
Lock backplate
- FF211EP  
Euro backplate
- FF212  
Latch backplate
- FF213  
Bathroom backplate

### KEY FEATURES

- 40 x 142mm backplate
- Face-fix backplate

### FINISHES AVAILABLE



BK



## SCROLL LEVERS ON FLEUR DE LYS BACKPLATE

### PRODUCT CODES

- FF311  
Lock backplate
- FF311EP  
Euro backplate
- FF312  
Latch backplate
- FF313  
Bathroom backplate

### FINISHES AVAILABLE



### KEY FEATURES

- 48 x 168mm backplate
- Face-fix backplate



## TRADITIONAL LEVERS ON LONG BACKPLATE

### PRODUCT CODES

- FF511  
Lock backplate
- FF512  
Latch backplate
- FF513  
Bathroom backplate

### FINISHES AVAILABLE



### KEY FEATURES

- 48 x 265mm backplate
- Face-fix backplate



## LEVERS ON FLEUR DE LYS BACKPLATE

### PRODUCT CODES

- FF611  
Lock backplate
- FF611EP  
Euro backplate
- FF612  
Latch backplate
- FF613  
Bathroom backplate

### FINISHES AVAILABLE



BK

### KEY FEATURES

- 50 x 200mm backplate
- 52mm projection
- Face-fix backplate



## FF400

Curly tail lever on square rose

### PRODUCT CODES

- FF400

### KEY FEATURES

- 74mm rose dia.
- Face-fix rose

### FINISHES AVAILABLE



BK



**FF45**

Narrow plate multi-point handle

PRODUCT CODES

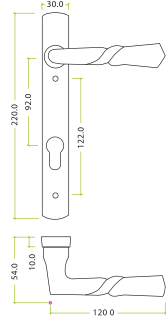
- FF45

KEY FEATURES

- 30 x 220mm backplate
- Euro lock (92mm c/c)
- Unsprung non-handed lever
- Suitable for multi-point lock
- Includes fixings



TECHNICAL



FINISHES AVAILABLE



BK



**FF54**

Turn & release

PRODUCT CODES

- FF54

KEY FEATURES

- 39mm escutcheon dia.
- 38 x 25mm knob
- 5mm spindle
- Face-fix

FINISHES AVAILABLE



BK

ADDITIONAL ACCESSORIES

- ZD23BLK M6 x 6mm socket set grub screw cone point - black

FF



## FF26

Thumb latch

PRODUCT CODES

- FF26

KEY FEATURES

- 127mm catch
- Face-fix

FINISHES AVAILABLE



BK

FF



## FF55

Latch

PRODUCT CODES

- FF55

KEY FEATURES

- 64 x 190mm
- Face-fix

FINISHES AVAILABLE



BK

FOR USE WITH:  
**FF600 – RING HANDLE**  
p228







### **FF01**

Escutcheon

PRODUCT CODES

- FF01

KEY FEATURES

- Standard profile
- 30 x 45mm
- Face-fix

FINISHES AVAILABLE



BK



### **FF02**

Floral escutcheon

PRODUCT CODES

- FF02

KEY FEATURES

- Standard profile
- 26 x 40mm
- Face-fix

FINISHES AVAILABLE



BK



### **FF03**

Fleur De Lys escutcheon

PRODUCT CODES

- FF03

KEY FEATURES

- Standard profile
- 26 x 78mm
- Face-fix

FINISHES AVAILABLE



BK



## FF04

Shield escutcheon with cover

PRODUCT CODES

- FF04

KEY FEATURES

- Standard profile
- 30 x 64mm
- Face-fix

FINISHES AVAILABLE



BK



## FF05

Round escutcheon

PRODUCT CODES

- FF05

KEY FEATURES

- Standard profile
- 36mm dia.
- Face-fix

FINISHES AVAILABLE



BK



## FF06

Round escutcheon with cover

PRODUCT CODES

- FF06

KEY FEATURES

- Standard profile
- 36mm dia.
- Face-fix

FINISHES AVAILABLE



BK



**FF07**

Oval escutcheon

PRODUCT CODES

- FF07

KEY FEATURES

- Standard profile
- 30 x 50mm
- Face-fix

FINISHES AVAILABLE



BK



**FF08**

Round escutcheon

PRODUCT CODES

- FF08

KEY FEATURES

- Euro profile
- 50mm dia.
- Face-fix

FINISHES AVAILABLE



BK



**FF09**

Rim cylinder cover

PRODUCT CODES

- FF09

KEY FEATURES

- 55 x 64mm
- Face-fix

FINISHES AVAILABLE



BK

FF



## FF10

Fleur De Lys cylinder cover

PRODUCT CODES

- FF10

KEY FEATURES

- 55 x 120mm
- Face-fix

FINISHES AVAILABLE



BK



## FF11 / FF12

Door studs

PRODUCT CODES

- FF11  
15mm - standard
- FF12  
23mm - large

KEY FEATURES

- Concealed fix
- Screw in

FINISHES AVAILABLE



BK



## FF13

Oval rack bolt thumb turn

PRODUCT CODES

- FF13

KEY FEATURES

- 38 x 25mm knob
- 42mm escutcheon dia.
- 37mm projection
- Face-fix

FINISHES AVAILABLE



BK



### FF35

Fleur De Lys letter plate

PRODUCT CODES

- FF35

KEY FEATURES

- Overall width - 366mm
- Outer frame - 247 x 80mm
- Aperture - 202 x 43mm
- Fixing centres - 226mm

FINISHES AVAILABLE



BK



### FF36

Postal letter plate

PRODUCT CODES

- FF36

KEY FEATURES

- Outer frame - 305 x 107mm
- Aperture - 197 x 44mm
- Fixing centres - 253mm

FINISHES AVAILABLE



BK



### FF37

Ledbury letter plate

PRODUCT CODES

- FF37

KEY FEATURES

- Outer frame - 304 x 102mm
- Aperture - 200 x 40mm
- Fixing centres - 235mm

FINISHES AVAILABLE



BK



## FF38

Traditional plain letter plate

PRODUCT CODES

- FF38

KEY FEATURES

- Outer frame - 274 x 107mm
- Aperture - 197 x 45mm
- Fixing centres - 240mm

FINISHES AVAILABLE



BK



## FF39 / FF40

Letter tidy

PRODUCT CODES

- FF39  
305 x 76mm
- FF40  
355 x 102mm

FINISHES AVAILABLE



BK

FF



## FF85 / FF86 / FF87

Hinge front

PRODUCT CODES

- FF85  
12" / 305mm
- FF86  
15" / 381mm
- FF87  
18" / 457mm

FINISHES AVAILABLE



BK

KEY FEATURES

- To be used in conjunction with ordinary hinge



### FF18

Butterfly hinge

PRODUCT CODES

- FF18

KEY FEATURES

- 85 x 35mm
- Face-fix

FINISHES AVAILABLE



BK



### FF15 / FF16 / FF17

T door hinge

PRODUCT CODES

- FF15  
12" / 305mm
- FF16  
15" / 381mm
- FF17  
18" / 457mm

KEY FEATURES

- Recommended use:  
2 hinges per door

FINISHES AVAILABLE



BK



### FF88

H cabinet door hinge

PRODUCT CODES

- FF88

KEY FEATURES

- Hinge leaf - 83 x 18mm
- Overall size - 83 x 47mm

FINISHES AVAILABLE



BK



## FF51

Curly tail door bolt

PRODUCT CODES

- FF51

KEY FEATURES

- 4" / 102mm
- Face-fix

FINISHES AVAILABLE



BK



## FF52 / FF53

Plain door bolt

PRODUCT CODES

- FF52  
6" / 152mm
- FF53  
8" / 203mm

KEY FEATURES

- Face-fix

FINISHES AVAILABLE



BK



## FF56

Cranked plain door bolt

PRODUCT CODES

- FF56

KEY FEATURES

- 200 x 48mm
- Face-fix

FINISHES AVAILABLE



BK





### FF57

Cranked curly tail door bolt

PRODUCT CODES

- FF57

KEY FEATURES

- 150 x 42mm

FINISHES AVAILABLE



BK



### FF58

Door chain

PRODUCT CODES

- FF58

KEY FEATURES

- 155 x 40mm

FINISHES AVAILABLE



BK



### FF60 / FF61 / FF62

Cabin hooks

PRODUCT CODES

- FF60  
4" / 102mm
- FF61  
6" / 152mm
- FF62  
8" / 203mm

KEY FEATURES

- Face-fix

FINISHES AVAILABLE



BK



## FF33

Bell push with rectangular plate

### PRODUCT CODES

- FF33


### KEY FEATURES

- 45 x 77mm
- Face-fix

### FINISHES AVAILABLE



BK



## FF34

Bell push with Fleur De Lys plate

### PRODUCT CODES

- FF34

### KEY FEATURES

- 30 x 127mm
- Face-fix

### FINISHES AVAILABLE



BK



## FF23

Door stop – cylinder with rose

### PRODUCT CODES

- FF23

### KEY FEATURES

- 90mm projection
- 40mm rose dia.
- 18mm cylinder dia.
- Face-fix

### FINISHES AVAILABLE



BK



FFN08

**FF NUMERALS**

PRODUCT CODES

- FFN00
- FFN01
- FFN02
- FFN03
- FFN04
- FFN05
- FFN06
- FFN07
- FFN08

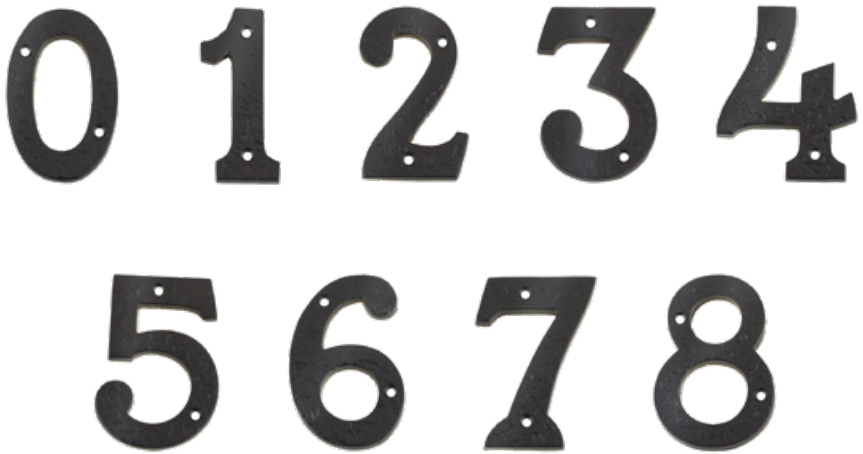
FINISHES AVAILABLE



BK

KEY FEATURES

- 102mm high
- Face-fix





## FF75

Finger plate

PRODUCT CODES

- FF75

KEY FEATURES

- 76 x 292mm
- Face-fix

FINISHES AVAILABLE



BK



## FF19

Round pull handle on backplate

PRODUCT CODES

- FF19

KEY FEATURES

- 64 x 305mm
- Face-fix

FINISHES AVAILABLE



BK



**FF74**

Pull handle on Fleur De Lys backplate

PRODUCT CODES

- FF74

KEY FEATURES

- 45 x 254mm
- Face-fix

FINISHES AVAILABLE



BK



**FF80L / FF80R**

Off-centre pull handle

PRODUCT CODES

- FF80L  
Left hand
- FF80R  
Right hand

KEY FEATURES

- 241mm
- Face-fix

FINISHES AVAILABLE



BK



## FF600

Ring handle

PRODUCT CODES

- FF600

KEY FEATURES


- 127 x 76mm
- Complete with 8mm spindle
- Face-fix

FINISHES AVAILABLE



BK

FOR USE WITH:  
**FF55 – LATCH**  
p214



## FF71

Ring knocker

PRODUCT CODES

- FF71

KEY FEATURES

- Concealed fix
- 120mm dia. ring knocker

FINISHES AVAILABLE



BK



**FF42 / FF43**

Fleur De Lys pull handle

PRODUCT CODES

- **FF42**  
127mm
- **FF43**  
152mm

KEY FEATURES

- Face-fix

FINISHES AVAILABLE



BK



**FF21**

Coat hook

PRODUCT CODES

- **FF21**

KEY FEATURES

- Single hook
- Face-fix

FINISHES AVAILABLE



BK



## FF22

Hat & coat hook

PRODUCT CODES

- FF22

KEY FEATURES

- Double hook
- Face-fix

FINISHES AVAILABLE



BK

FF



## FF71PCB

Double robe hook

PRODUCT CODES

- FF71PCB

KEY FEATURES

- Double hook
- Face-fix

FINISHES AVAILABLE



PCB





**FF72PCB**

Hat & coat hook

PRODUCT CODES

- FF72PCB

KEY FEATURES

- Double hook
- Face-fix

FINISHES AVAILABLE



PCB



**FF73PCB**

Double hat & coat hook

PRODUCT CODES

- FF73PCB

KEY FEATURES

- Treble hook
- Face-fix

FINISHES AVAILABLE



PCB



## FF31

Oval cupboard knob

PRODUCT CODES

- FF31

KEY FEATURES

- 35 x 25mm knob
- 35mm projection
- 38mm rose dia.

FINISHES AVAILABLE



BK



## FF32

Round cupboard knob

PRODUCT CODES

- FF32

KEY FEATURES

- 36.5mm knob dia.
- 40mm projection
- 38mm rose dia.

FINISHES AVAILABLE



BK



## FF44

Drawer pull

PRODUCT CODES

- FF44

KEY FEATURES

- 118 x 46mm
- 100mm c/c
- Face-fix

FINISHES AVAILABLE



BK



### **FF83L**

Monkey tail fastener – lockable

PRODUCT CODES

- FF83L

KEY FEATURES

- Curly tail design
- Supplied with key
- Left handed
- Face-fix

FINISHES AVAILABLE



BK



### **FF83R**

Monkey tail casement fastener – lockable

PRODUCT CODES

- FF83R

KEY FEATURES

- Curly tail design
- Supplied with key
- Right handed
- Face-fix

FINISHES AVAILABLE



BK



## FF81

Bulb end casement fastener

PRODUCT CODES

- FF81

KEY FEATURES

- Bulb end design
- Face-fix

FINISHES AVAILABLE



BK



## FF91

Bulb end casement stays

PRODUCT CODES

- FF91A - 8" / 203mm
- FF91B - 10" / 254mm
- FF91C - 12" / 305mm

KEY FEATURES

- Supplied with fixings and keeps

FINISHES AVAILABLE



BK

FOR USE WITH:  
**FB17PCB – LOCKING  
CASEMENT STAY PIN**  
p123





**FF82**

Curly tail casement fastener

PRODUCT CODES

- FF82

KEY FEATURES

- Curly tail design
- Face-fix

FINISHES AVAILABLE



BK



**FF90**

Curly tail casement stays

PRODUCT CODES

- FF90A - 8" / 203mm
- FF90B - 10" / 254mm
- FF90C - 12" / 305mm

KEY FEATURES

- Supplied with fixings and keeps

FINISHES AVAILABLE



BK

FOR USE WITH:  
**FB17PCB – LOCKING  
CASEMENT STAY PIN**  
p123





# TOP DRAWER FITTINGS

The Top Drawer Fittings range comprises of elegant cabinet pull handles, cabinet hinges and magnetic catches



**FEATURED PRODUCT**  
**TDFMC1**

## TDFMCI

Magnetic catch



TDFMCI3C

PRODUCT CODES

- TDFMCI1BZ
- TDFMCI1EB
- TDFMCI1CP
- TDFMCI1SC

KEY FEATURES

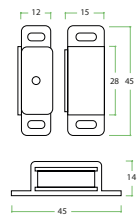
- 45mm x 15mm x 14mm
- Suitable for cabinet furniture
- Includes fixings

FINISHES AVAILABLE



BZ EB CP SC

TECHNICAL



## TDF CABINET HINGES

PRODUCT CODES

- TDF100CP
- TDF100FB
- TDF100PN
- TDF100PB
- TDF100SB
- TDF100SC

38mm x 22mm x 1.3mm

- TDF105CP
- TDF105FB
- TDF105PN
- TDF105PB
- TDF105SB
- TDF105SC

50mm x 28mm x 1.5mm

- TDF110CP
- TDF110FB
- TDF110PN
- TDF110PB
- TDF110SB
- TDF110SC

64mm x 35mm x 2mm

- TDF115CP
- TDF115FB
- TDF115PN
- TDF115PB
- TDF115SB
- TDF115SC

75mm x 41mm x 2mm

KEY FEATURES

- Solid drawn brass butt hinge
- Includes fixings

FINISHES AVAILABLE



CP FB PN  
PB SB SC



TDF100CP



TDF105PB



TDF110FB



TDF115SC

# TOP DRAWER FITTINGS

Cabinet hardware

Cabinet hinges & magnetic catches



## TDF5096 / 128 / 160

Cabinet pull handle

### PRODUCT CODES

- TDF5096SC
- TDF5096PVDN  
96mm c/c
- TDF50128SC
- TDF50128PVDN  
128mm c/c
- TDF50160SC
- TDF50160PVDN  
160mm c/c

### KEY FEATURES

- Rear fix
- Forged brass

### FINISHES AVAILABLE



## TDF6096 / 128 / 160

Cupped cabinet pull handle

### PRODUCT CODES

- TDF6096SC
- TDF6096PVDN  
96mm c/c
- TDF60128SC
- TDF60128PVDN  
128mm c/c
- TDF60160SC
- TDF60160PVDN  
160mm c/c

### KEY FEATURES

- Rear fix
- Forged brass

### FINISHES AVAILABLE







## VBCH01A

Rectangular cabinet knob

PRODUCT CODES

- VBCH01ASC
- VBCH01APN

KEY FEATURES

- 45 x 25mm

FINISHES AVAILABLE



## VBCH02A

Square cabinet knob

PRODUCT CODES

- VBCH02ASC
- VBCH02APN

KEY FEATURES

- 35 x 35mm

FINISHES AVAILABLE



## VBCH03A

Rectangular cabinet handle

PRODUCT CODES

- VBCH03ASC
- VBCH03APN

KEY FEATURES

- 130 x 25 x 24mm
- 65mm c/c


FINISHES AVAILABLE



# FLEXIFIRE

Intumescent fire seals

The FlexiFire range of intumescent fire seals have been specifically designed for use with our Certifire accredited and fire tested products in order to maintain compliance with the relevant standard.



**FEATURED PRODUCT**  
**ZIUKD30G**

## USEFUL INFORMATION

SCANNING THE QR CODES IN THIS SECTION WILL TAKE YOU TO THE FITTING VIDEOS FOR THE RELEVANT FLEXIFIRE PRODUCTS.



SCAN THE QR CODE WITH YOUR SMARTPHONE, EITHER DIRECTLY THROUGH YOUR CAMERA OR VIA A QR CODE READER APP.



ZIHO130G



ZIHR0130G

**ZIH**

Square hinge intumescents

PRODUCT CODES	TO SUIT
<ul style="list-style-type: none"> <li>• ZIHO130G 100mm x 42mm 1mm FlexiFire / 30min</li> <li>• ZIHO160G 100mm x 42mm 2mm FlexiFire / 60min</li> </ul>	ZHSS244

KEY FEATURES

- 1mm FlexiFire / 30 minute fire door
- 2mm FlexiFire / 60 minute fire door
- 4 pads per pack
- Suitable for a pair of square hinges
- Self-adhesive backing
- Material: Graphite


**ZIHR**

Radius hinge intumescents

PRODUCT CODES	TO SUIT
<ul style="list-style-type: none"> <li>• ZIHR0130G 75mm x 25mm 1mm FlexiFire / 30min</li> <li>• ZIHR0160G 75mm x 25mm 2mm FlexiFire / 60min</li> </ul>	ZHSS7667R
<ul style="list-style-type: none"> <li>• ZIHR0230G 100mm x 29mm 1mm FlexiFire / 30min</li> <li>• ZIHR0260G 100mm x 29mm 2mm FlexiFire / 60min</li> </ul>	VHP243 VHC243 ZHSS43 ZHSS243 ZHSSDB243 ZHSSW243 ZHS43 PRSS243  VHP243R VHC243R VHC243HTR ZHSS43R ZHSS243R ZHSSDB243R ZHSSW243R  VLHL243R VLHR243R VSLHL43R VSLHR43R


KEY FEATURES

- 1mm FlexiFire / 30 minute fire door
- 2mm FlexiFire / 60 minute fire door
- 4 pads per pack
- Suitable for a pair of radius hinges
- Self-adhesive backing
- Material: Graphite




SCAN ME WITH YOUR PHONE TO WATCH THE FITTING VIDEO FOR THESE PRODUCTS

HINGES



ZID30G



SCAN ME WITH  
 YOUR PHONE  
 TO WATCH THE  
 FITTING VIDEO  
 FOR THESE  
 PRODUCTS

DIN LOCKS

**ZID**

DIN lock intumescents


PRODUCT CODES	TO SUIT
<ul style="list-style-type: none"> <li>ZID30G 1mm FlexiFire / 30min</li> </ul>	ZDL ZRD
<ul style="list-style-type: none"> <li>ZID60G 2mm FlexiFire / 60min</li> </ul>	

KEY FEATURES

- 1mm FlexiFire / 30 minute fire door
- 2mm FlexiFire / 60 minute fire door
- 1 complete set per pack
- Adjustable to suit product dimensions
- Works with all ZDL and ZRD products in both square and radius profile
- Self-adhesive backing
- Material: Graphite

**ZIDV60**

Intumescent for door viewer




PRODUCT CODES	TO SUIT
<ul style="list-style-type: none"> <li>ZIDV60G 1mm FlexiFire / 60min</li> </ul>	ZAB30

KEY FEATURES


- 1mm FlexiFire / 60 minute fire door
- 1 set per pack
- Adjustable to suit product dimensions
- Material: Graphite



ZITL0160



ZITL0260G



TUBULAR LATCH

SCAN ME WITH  
YOUR PHONE  
TO WATCH THE  
FITTING VIDEO  
FOR THESE  
PRODUCTS

**ZITL**


Universal tubular latch intumescents

PRODUCT CODES	TO SUIT
<ul style="list-style-type: none"> <li><b>ZITL0130G</b> For 2.5" &amp; 3" latches 1mm FlexiFire / 30min</li> </ul>	ZTLKA64 ZTLKA76/R ZTLKA76HD
<ul style="list-style-type: none"> <li><b>ZITL0160G</b> For 2.5" &amp; 3" latches 2mm FlexiFire / 60min</li> </ul>	ZTDA64 ZTDA76  PRTL64/R PRTL76/R
<ul style="list-style-type: none"> <li><b>ZITL0230G</b> For 4" &amp; 5" latches 1mm FlexiFire / 30min</li> </ul>	ZTLKA102 ZTLKA127  ZTDA102 ZTDA127
<ul style="list-style-type: none"> <li><b>ZITL0260G</b> For 4" &amp; 5" latches 2mm FlexiFire / 60min</li> </ul>	


KEY FEATURES

- 1mm FlexiFire / 30 minute fire door
- 2mm FlexiFire / 60 minute fire door
- 1 complete set per pack
- Adjustable to suit product dimensions
- Works with ZTLKA and ZTDA latches\*
- Self-adhesive backing
- Material: Graphite

\* Does not fit 6" latches – ZTLKA152 or ZTDA152



ZIUkFL30G



FLAT LATCH

SCAN ME WITH  
YOUR PHONE  
TO WATCH THE  
FITTING VIDEO  
FOR THESE  
PRODUCTS

**ZIUkFL**


Universal flat latch intumescents

PRODUCT CODES	TO SUIT
<ul style="list-style-type: none"> <li><b>ZIUkFL30G</b> 1mm FlexiFire / 30min</li> </ul>	ZUKF64 ZUKF76 ZUKF102
<ul style="list-style-type: none"> <li><b>ZIUkFL60G</b> 2mm FlexiFire / 60min</li> </ul>	

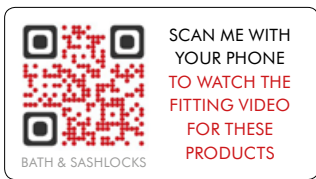
KEY FEATURES

- 1mm FlexiFire / 30 minute fire door
- 2mm FlexiFire / 60 minute fire door
- 1 complete set per pack
- Adjustable to suit product dimensions
- Works with all ZUKF latches
- Self-adhesive backing
- Material: Graphite





ZIUkBS30G



## ZIUkBS

Universal bathroom and sashlock intumescents

### PRODUCT CODES


- ZIUkBS30G  
1mm FlexiFire / 30min
- ZIUkBS60G  
2mm FlexiFire / 60min

### TO SUIT

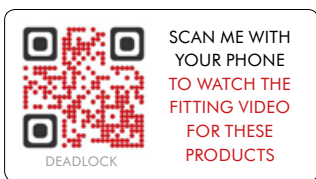
ZUKS564  
ZUKS576  
ZUKS364  
ZUKS376  
ZUKS64EP  
ZUKS76EP  
ZUKS64OP  
ZUKS76OP  
  
ZUKB64  
ZUKB76  
  
ZUKU64  
ZUKU76

### KEY FEATURES

- 1mm FlexiFire / 30 minute fire door
- 2mm FlexiFire / 60 minute fire door
- 1 complete set per pack
- Adjustable to suit product dimensions
- Works with all ZUKS / ZUKB / ZUKU locks
- Self-adhesive backing
- Material: Graphite



ZIUkD30G



## ZIUkD

Universal deadlock intumescents

### PRODUCT CODES

- ZIUkD30G  
1mm FlexiFire / 30min
- ZIUkD60G  
2mm FlexiFire / 60min

### TO SUIT


ZUKD564  
ZUKD576  
ZUKD364  
ZUKD376  
ZUKD64EP  
ZUKD76EP  
ZUKD64OP  
ZUKD76OP

### KEY FEATURES

- 1mm FlexiFire / 30 minute fire door
- 2mm FlexiFire / 60 minute fire door
- 1 complete set per pack
- Adjustable to suit product dimensions
- Works with all ZUKD locks
- Self-adhesive backing
- Material: Graphite



ZIUkFD30G



SCAN ME WITH  
YOUR PHONE  
TO WATCH THE  
FITTING VIDEO  
FOR THESE  
PRODUCTS

FLAT DEADLOCK


## ZIUkFD

Universal flat deadlock intumescents

PRODUCT CODES	TO SUIT
<ul style="list-style-type: none"> <li>ZIUkFD30G 1mm FlexiFire / 30min</li> <li>ZIUkFD60G 2mm FlexiFire / 60min</li> </ul>	<ul style="list-style-type: none"> <li>ZUKFD64</li> <li>ZUKFD76</li> <li>ZUKFD102</li> </ul>

### KEY FEATURES

- 1mm FlexiFire / 30 minute fire door
- 2mm FlexiFire / 60 minute fire door
- 1 complete set per pack
- Adjustable to suit product dimensions
- Works with all ZUKFD locks
- Self-adhesive backing
- Material: Graphite



ZICS30G



SCAN ME WITH  
YOUR PHONE  
TO WATCH THE  
FITTING VIDEO  
FOR THESE  
PRODUCTS

3 LEVER SASHLOCK

## ZICS

Universal 3 lever sashlock intumescents

PRODUCT CODES	TO SUIT
<ul style="list-style-type: none"> <li>ZICS30G 1mm FlexiFire / 30min</li> <li>ZICS60G 2mm FlexiFire / 60min</li> </ul>	<ul style="list-style-type: none"> <li>ZSC364</li> <li>ZSC376</li> </ul>

### KEY FEATURES

- 1mm FlexiFire / 30 minute fire door
- 2mm FlexiFire / 60 minute fire door
- 1 complete set per pack
- Adjustable to suit product dimensions
- Works with all ZSC locks
- Self-adhesive backing
- Material: Graphite



ZIF0160G

**ZIF**

Flush bolt intumescents

PRODUCT CODES	TO SUIT
<ul style="list-style-type: none"> <li>ZIF0160G 2mm FlexiFire / 60min</li> </ul>	ZAS02 ZAS03
<ul style="list-style-type: none"> <li>ZIF0260G 2mm FlexiFire / 60min</li> </ul>	ZAS05 ZAS12
<ul style="list-style-type: none"> <li>ZIF0360G 2mm FlexiFire / 60min</li> </ul>	ZAS09 ZAS13
<ul style="list-style-type: none"> <li>ZIF0430G 1mm FlexiFire / 30min</li> <li>ZIF0460G 2mm FlexiFire / 60min</li> </ul>	VS21

KEY FEATURES

- 1mm FlexiFire / 30 minute fire door
- 2mm FlexiFire / 60 minute fire door
- 1 complete set per pack
- Adjustable to suit product dimensions
- Three-sided
- Self-adhesive backing
- Material: Graphite

**FLEXIFIRE INTUMESCENT IRONMONGERY PROTECTION**

All ironmongery installed on a fire door must be fitted without compromising the integrity of the complete fire door assembly. This is of particular importance where ironmongery is rebated into the doorset such as hinges, locks, latches and concealed door closers.

FlexiFire is an ultra thin and flexible high performance intumescent sheet. Available from 0.8 to 2mm thick FlexiFire offers high levels of expansion and insulation preventing heat transfer on ironmongery rebated into timber doorsets.

FlexiFire is suitable for both 30 and 60 minute applications. Installing FlexiFire requires minimal rebating, a real advantage in timber doorsets.

**Features & benefits**

- Safe to handle - contains no fibres or irritants
- 0.8mm to 2mm thick - minimal rebating required
- Very flexible/clean to work with - will bend without cracking
- Easy to cut to shape with household scissors
- Available with or without self-adhesive backing
- Unaffected by moisture, humidity, atmospheric pollution and other common industrial and household chemical substances.

**Testing**

FlexiFire intumescent sheet material has been extensively tested to the latest British and European standards as follows:

- BS476 part 22: 1987 - 30 and 60 minute rating
- BSEN 1634-1: 2014 - 30 and 60 minute rating

**Fitting instructions**

FlexiFire intumescent sheet is generally pre-cut to suit the ironmongery application and may also be pre-fitted with a self-adhesive backing. If you are using one of these, simply peel away the release paper on the self-adhesive tape.


**Alternatively:**

1. If required, use double sided self-adhesive tape or other adhesive to secure the sheet to the rebated ironmongery.
2. Fit the ironmongery in the usual way screwing through the sheet material if necessary.



## ALTERNATIVE PRODUCTS

### MONO AMMONIUM PHOSPHATE INTUMESCENTS



#### ZIH-M

Square hinge intumescents

##### PRODUCT CODES

- **ZIH30M**  
100mm x 30mm  
1mm interdens / 30min
- **ZIH60M**  
100mm x 30mm  
2mm interdens / 60min

##### TO SUIT

VHP243  
VHC243  
ZHSS43  
ZHSS243  
ZHSSDB243  
ZHSSW243  
ZHS43  
PRSS243  
VHP243R  
VHC243R  
VHC243HTR  
ZHSS43R  
ZHSS243R  
ZHSSDB243R  
ZHSSW243R  
VLHL243R  
VLHR243R  
VSLHL43R  
VSLHR43R

##### KEY FEATURES

- 1mm interdens / 30 minute fire door
- 2mm interdens / 60 minute fire door
- 4 pads per pack
- Self-adhesive backing
- Material: Mono ammonium phosphate

#### ZID-M

DIN lock intumescents

##### PRODUCT CODES

- **ZID5530M**  
1mm interdens / 30min  
To suit 72mm x 55mm DIN lock
- **ZID5560M**  
2mm interdens / 60min  
To suit 72mm x 55mm DIN lock
- **ZID6030M**  
1mm interdens / 30min  
To suit 72mm x 60mm DIN lock
- **ZID6060M**  
1mm interdens / 60min  
To suit 72mm x 60mm DIN lock

##### TO SUIT

ZDL  
ZRD

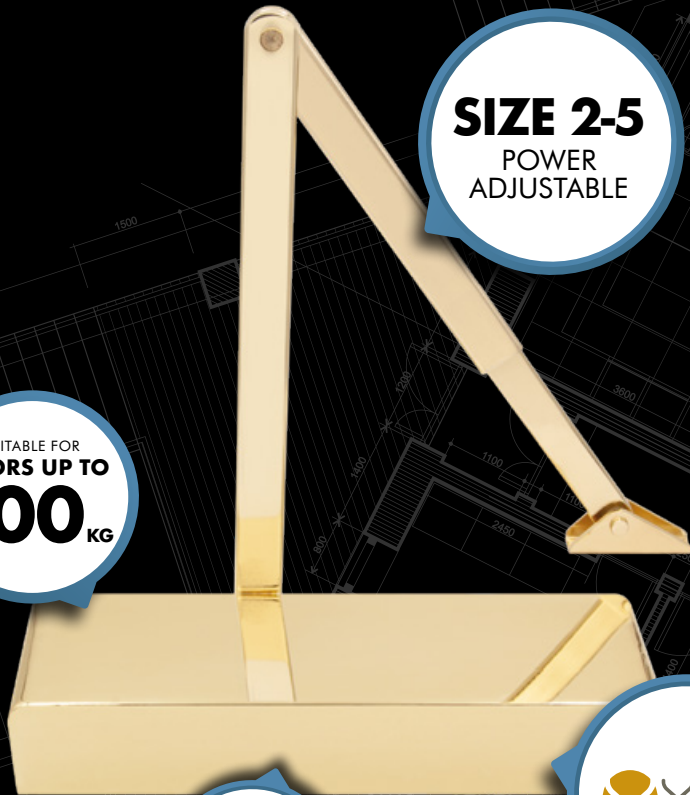
##### KEY FEATURES

- 1mm interdens / 30 minute fire door
- 2mm interdens / 60 minute fire door
- 1 complete set per pack
- Self-adhesive backing
- Material: Mono ammonium phosphate

# ZDC / VDC

Door closers

The ZDC / VDC range of door closers includes fixed power and adjustable power door closers that are suitable for installation on inward and outward (pull-side or push-side) opening doors.



**SIZE 2-5**  
POWER  
ADJUSTABLE

SUITABLE FOR  
DOORS UP TO  
**100 KG**

SUITABLE FOR  
DOORS UP TO  
**1250<sup>MM</sup>**  
WIDE



**FEATURED PRODUCT**  
VDC0025PVDG



### VDC003

Size 3 rack & pinion overhead door closer

PRODUCT CODES

- VDC003
- VDC003B
- VDC003G

KEY FEATURES

- Fixed power size 3
- Suitable for doors up to 60kg, 950mm wide
- Approved for installation on both pull-side & push-side of the door
- Non-handed
- Adjustable closing speed
- Adjustable latch speed action
- 10 year manufacturer's warranty
- BS EN 1634
- BS EN 1154 : 1996

Projecting arm Figure 1 and parallel arm Figure 6:

4	8	3	1	1	3
---	---	---	---	---	---

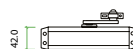
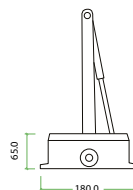
Projecting arm Figure 61:

3	8	3	1	1	3
---	---	---	---	---	---

STANDARDS



TECHNICAL



FINISHES AVAILABLE



\* Information about the DDA and Equality Act regarding door closers see p337



VDC003



ZDC003B



ZDC003G

**ZDC0024**

Power adjustable size 2-4 door closer

PRODUCT CODES

- ZDC0024
- ZDC0024PB
- ZDC0024PN
- ZDC0024SN

KEY FEATURES

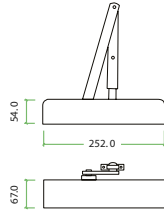
- Adjustable power 2-4 (by spring adjustment)
- Suitable for doors up to 80kg, 1100mm wide
- Approved for installation on both pull-side & push-side of the door
- Non-handed
- Adjustable closing speed
- Adjustable latch speed
- Adjustable backcheck
- Adjustable delayed action
- Adjustable flat arm
- 10 year manufacturer's warranty
- BS EN 1634
- BS EN 1154 : 1996

3	8	2	1	1	2
---	---	---	---	---	---

STANDARDS



TECHNICAL



FINISHES AVAILABLE



ZDC0024



ZDC0024PB



ZDC0024PN



ZDC0024SN



VDC0024A1-SR-PSS

### VDC0024

Size 2-4 adjustable rack & pinion overhead door closer

#### PRODUCT CODES

- VDC0024A1-SR-SE\*
- VDC0024A1-SR-SSS\*
- VDC0024A1-SR-PSS\*
- VDC0024A1-SR-PVDG\*

#### KEY FEATURES

- Power adjustable 2-4 (by spring adjustment)
- Suitable for doors up to 80kg, 1100mm wide
- Suitable for fitting inward and outward opening doors
- Non-handed
- Adjustable closing speed
- Adjustable latch speed
- Adjustable backcheck
- Adjustable delayed action
- Adjustable flat arm
- 10 year manufacturer's warranty
- BS EN 1634
- BS EN 1154 : 1996

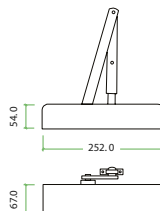
Projecting arm Figure 1;  
Projecting arm Figure 61;  
Parallel arm Figure 6:

4	8	2	4	1	1	3
---	---	---	---	---	---	---

#### STANDARDS



#### TECHNICAL



#### FINISHES AVAILABLE



SE SSS PVDG PSS  
**NEW! NEW! NEW! NEW!**

**COMING SOON** – Please contact one of our friendly sales team to find out when this new door closer will be in stock.



VDC0024A1-SR-SE



VDC0024A1-SR-SSS



VDC0024A1-SR-PVDG



VDC0025NC

**VDC0025**

Size 2-5 door closer

PRODUCT CODES

- VDC0025NC  
No cover
- VDC0025S
- VDC0025SS
- VDC0025PVDG
- VDC0025PS

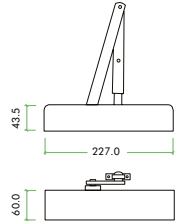
KEY FEATURES

- Power adjustable 2-5 (by spring adjustment)
- Suitable for doors up to 100kg, 1250mm wide
- Non-handed
- Suitable for both inward and outward opening doors
- Adjustable closing speed
- Adjustable latch speed action
- Adjustable backcheck
- Adjustable delayed action
- 10 year manufacturer's warranty
- BS EN 1634
- BS EN 1154 : 1996

STANDARDS



TECHNICAL



FINISHES AVAILABLE



**NEW! NEW! NEW! NEW!**

Projecting arm Figure 1 & Figure 61:

3	8	2	1	1	3
---	---	---	---	---	---

Parallel arm Figure 6:

3	8	2	1	1	3
---	---	---	---	---	---

Product outside of CE & Certifire scope with backcheck & delayed action functions enabled. These functions must not be engaged when product is installed for use on fire doors.

VDC



VDC0025SS



VDC0025PVDG



VDC0025PS

## A BRIEF GUIDE TO DOOR CLOSERS

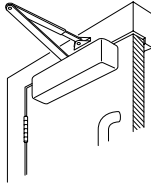
### MOUNTING POSITIONS

There are three common positions in which a door closer can be mounted, each one is dependent upon the type and use of the door.

• **Fig.1**

**DOOR MOUNTED PROJECTING ARM, PULL-SIDE**

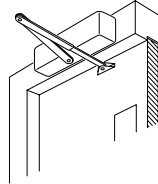
The most common application, provides a high degree of door control and range of adjustment. The closer is mounted on the pull side of the door with the arm mounted on the frame. When the door opens the arm passes over the door.



• **Fig.61**

**TRANSOM MOUNTED PROJECTING ARM PUSH-SIDE**

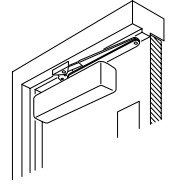
The closer is mounted on the frame above the door. The foot is mounted on the push side of the door. This position is intended for external doors opening outward to protect the closer from external elements.



• **Fig.6**

**DOOR MOUNTED PARALLEL ARM, PUSH-SIDE**

The closer is mounted on the push side of the door. When the door opens, the closer arm swings with the angle of the door. This position stops the closer protruding into the room and is suitable for use on narrow door frames.



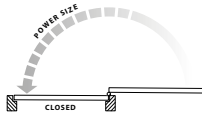
### DOOR CLOSER FEATURES

#### POWER SIZE

The Power Size of a door closer is measured in accordance with the Closing Torque that is achievable on the closing cycle.

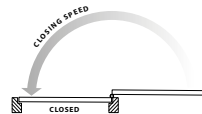
The BS EN 1154 Standard classifies closers from a Size 1 through to a size 7 and recommends the use in accordance with the door width and door mass (weight).

Power Sizes can be fixed, selectable or adjustable.



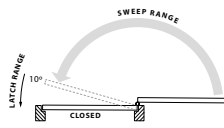
#### ADJUSTABLE CLOSING SPEED

Controlled door closers offer adjustability to the speed that the door will operate, the closing speed has adjustment from the maximum opening angle through to the last 10 to 15°.



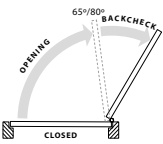
#### ADJUSTABLE LATCH ACTION

This allows speed adjustability on the last 10 to 15° to assist with overcoming latches and seals.



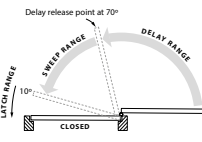
#### ADJUSTABLE BACKCHECK

The backcheck function slows the speed of the door whilst in the opening cycle, the function is to prevent damage being caused to the door, associated hardware or adjacent walls in the event of the door being flung open (Backcheck is not an alternative to a door stop).



#### ADJUSTABLE DELAYED ACTION

The delayed action function slows the first part of the closing cycle down. Its function is particularly useful for disabled / elderly who may need additional time to pass through the doorway, delayed action normally releases around 70° where the standard closing speed will then commence.



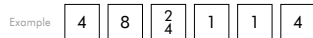
### FIRE SAFETY – CONTROL OF THE SPREAD OF FIRE AND SMOKE

All dedicated fire-resistant doors should be fitted with a door closer that is successfully tested to BS EN 1154.

A closed fire-resisting door is designed to withstand attack by fire for a specified period of time, installation of a door closer will ensure that the door is mechanically closed when not in use.

#### BS EN 1154:1997

This is the European standard for the performance of controlled door closing devices. It uses a 6 digit coding system to give clear details on the capabilities and performance levels of what the specific door closer model has been tested and approved to.



The below detail gives the breakdown of each code:

#### DIGIT 1 CATEGORY OF USE

Grade 3 : For closing doors from at least 105° open  
Grade 4 : For closing doors from 180° open

#### DIGIT 2 TEST CYCLES

Grade 8 – 500,000 test cycles

#### DIGIT 3 TEST DOOR MASS/SIZE

Door closer power size	Recommended door leaf width mm max.	Test door mass kg	Closing moment					
			Between 0° and 4°		Between 68° and 92°		Any other angle of opening	Opening moment between 0° and 60°
			Nm min.	Nm max.	Nm min.	Nm min.	Nm max.	% min.
1	< 750	20	9	< 13	3	2	26	50
2	850	40	13	< 18	4	3	36	50
3	950	60	18	< 26	6	4	47	55
4	1100	80	26	< 37	9	6	62	60
5	1250	100	37	< 54	12	8	83	65
6	1400	120	54	< 87	18	11	134	65
7	1600	160	67	< 140	29	18	215	65

#### DIGIT 4 FIRE BEHAVIOUR

Grade 0 – Not suitable for use on fire/smoke door assemblies  
Grade 1 – Suitable for use on fire/smoke door assemblies

#### DIGIT 5 SAFETY

All doors closers are required to satisfy the essential requirement of safety in use. Therefore only Grade 1 is identified.

#### DIGIT 6 CORROSION RESISTANCE

Five grades of corrosion resistance are identified according to EN 1670:

- Grade 0 – No defined corrosion resistance
- Grade 1 – Mild resistance
- Grade 2 – Moderate resistance
- Grade 3 – High resistance
- Grade 4 – Very high resistance



DIN locks & accessories

The ZDL range contains products which have been BS EN 12209 Grade 3, CE and FD 30/60 Certifire tested. Backsets of 55mm and 60mm are available.

certifire  
CF850

**55mm  
/ 60mm**

BACKSETS AVAILABLE

VIER  
BRANDED

vier

CE

CE

1121

1121



**FEATURED PRODUCT**  
**ZDL7260ESC**



To maintain compliance with the fire standards for the DIN locks and latches in this section, it is recommended that you fit these with the intumescent fire seals which can be found on page 262.



### ZDL7255 / 60 / 55R / 60R

Euro sash lock – 72mm c/c




SS PS PVD

PRODUCT CODES

- ZDL7255SS (SS only)
- ZDL7255RSS (SS only)
- ZDL7260SS
- ZDL7260PS
- ZDL7260PVD
- ZDL7260RSS
- ZDL7260RPS

STANDARDS



KEY FEATURES

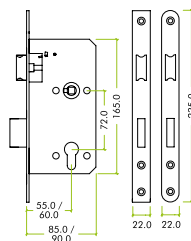
- 55 & 60mm backsets available
- Square & radius profile forends
- 22mm SS304 forend
- Double throw deadbolt
- Anti-rattle strike
- Grip tight follower
- SS304 latch & deadbolt
- BS EN 12209 : 2003 Grade 3

3 X 8 1 0 G 2 B C 2 0

FINISHES AVAILABLE



TECHNICAL



### ZDL7255NL / 60 / 55R / 60R

Night latch – 72mm c/c




SS PS PVD

PRODUCT CODES

- ZDL7255NLSS (SS only)
- ZDL7255NLRSS (SS only)
- ZDL7260NLSS
- ZDL7260NLPS
- ZDL7260NLPVD
- ZDL7260NLRSS
- ZDL7260NLRPS

STANDARDS



KEY FEATURES

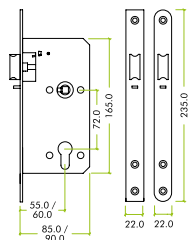
- 55 & 60mm backsets available
- Square & radius profile forends
- 22mm SS304 forend
- Anti-thrust pin
- Grip tight follower
- SS304 latch
- BS EN 12209 : 2003 Grade 3

3 X 8 1 0 G 1 B B 2 0

FINISHES AVAILABLE



TECHNICAL



ZDL



ZDL7855 / 60 / 55R / 60R

Bathroom – 78mm c/c

PRODUCT CODES

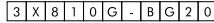
- ZDL7855SS (SS only)
- ZDL7855RSS (SS only)
- ZDL7860SS
- ZDL7860PS
- ZDL7860PVD
- ZDL7860RSS
- ZDL7860RPS

STANDARDS



KEY FEATURES

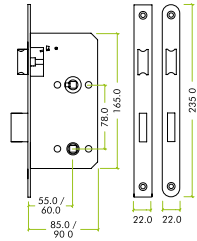
- 55 & 60mm backsets available
- Square & radius profile forends
- 22mm SS304 forend
- Grip tight follower
- SS304 latch & deadbolt
- BS EN 12209 : 2003 Grade 3



FINISHES AVAILABLE



TECHNICAL



ZDL0055 / 60 / 55R / 60R

Dead lock – 72mm c/c

PRODUCT CODES


- ZDL0055SS (SS only)
- ZDL0055RSS (SS only)
- ZDL0060SS
- ZDL0060PS
- ZDL0060PVD
- ZDL0060RSS
- ZDL0060RPS

STANDARDS



KEY FEATURES

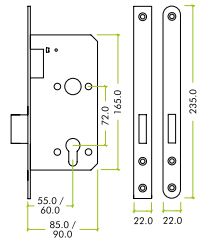
- 55 & 60mm backsets available
- Square & radius profile forends
- 22mm SS304 forend
- SS304 double throw deadbolt
- BS EN 12209 : 2003 Grade 3



FINISHES AVAILABLE



TECHNICAL



ZDL

Latch and escape locks

ZDL0055L / 60 / 55R / 60R

Latch – 72mm c/c



SS PS PVD

PRODUCT CODES

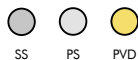
- ZDL0055LSS (SS only)
- ZDL0055LRSS (SS only)
- ZDL0060LSS
- ZDL0060LPS
- ZDL0060LPVD
- ZDL0060LRSS
- ZDL0060LRPS

KEY FEATURES

- 55 & 60mm backsets available
- Square & radius profile forends
- 22mm SS304 forend
- Grip tight follower
- SS304 latch
- BS EN 12209 : 2003 Grade 3


3 X 8 1 0 G . B 0 2 0

FINISHES AVAILABLE

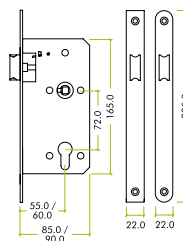


SS PS PVD

STANDARDS



TECHNICAL



ZDL7260ESC / ZDL7260ESCR

Escape lock – 72mm c/c



SS PS PVD

PRODUCT CODES

- ZDL7260ESSS
- ZDL7260ESGPS
- ZDL7260ESCPVD
- ZDL7260ESCRSS
- ZDL7260ESCRPS

KEY FEATURES

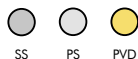
- 60mm backset
- Square & radius profile forends
- 22mm SS304 forend
- Anti-rattle strike
- Grip tight follower
- BS EN 179 : 2008

3 7 6 B 1 4 5 2 A B/D

- BS EN 12209 : 2003 Grade 3

3 X 8 1 0 G 2 B A 2 0

FINISHES AVAILABLE

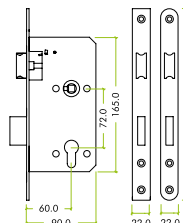


SS PS PVD

STANDARDS



TECHNICAL





ZDL7260ST / ZDL7260STR

Single throw euro sash lock – 72mm c/c

PRODUCT CODES

- ZDL7260STSS
- ZDL7260STRSS

KEY FEATURES

- 60mm backset
- Square & radius profile forends
- 22mm SS304 forend
- SS304 latch & deadbolt
- SS304 **single throw** deadbolt (20mm)
- Anti-rattle strike
- Grip tight follower
- BS EN 12209 : 2003 Grade 3

3 X 8 1 0 G 2 B C 2 0

FINISHES AVAILABLE

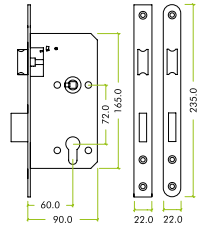


SS

STANDARDS



TECHNICAL



ZDL0060ST / ZDL0060STR

Single throw dead lock – 72mm c/c

PRODUCT CODES

- ZDL0060STSS
- ZDL0060STRSS

KEY FEATURES

- 60mm backset
- Square & radius profile forends
- 22mm SS304 forend
- SS304 **single throw** deadbolt (20mm)
- Anti-rattle strike
- BS EN 12209 : 2003 Grade 3

3 X 8 1 0 G 2 B C 0 0

FINISHES AVAILABLE

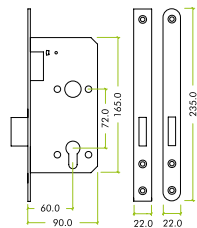


SS

STANDARDS



TECHNICAL



ZDL

## LIFT TO LOCK SET

The Zoo Hardware lift to lock DIN lock inside lever handle presses down to release the latch bolt, whilst also lifting up to throw the dead bolt. This is illustrated by the included sign "lift handle to lock".



## ZDL7260LL / ZDL7260RLL

DIN lift to lock - 72mm c/c

### PRODUCT CODES

- ZDL7260LLSS
- ZDL7260RLLSS (Radius)

### FOR USE WITH

- ZCS030LL (p034)

### KEY FEATURES

- 60mm backset
- Square & radius profile forends
- 22mm SS304 forend
- SS304 latch & deadbolt
- Anti-rattle strike
- Grip tight follower
- Blind escutcheon & emergency release half set
- BS EN 12209 : 2003 Grade 3

3	M	8	1	0	G	-	B	G	2	0
---	---	---	---	---	---	---	---	---	---	---

### FINISHES AVAILABLE

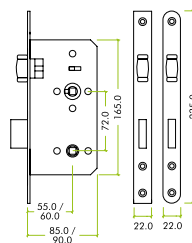


SS

### STANDARDS



### TECHNICAL



## ZDR01

DIN rebate kit

### PRODUCT CODES

- ZDR01SS

### FINISHES AVAILABLE



SS



### ZRD0060LSS / ZRD0060LRSS

Roller DIN latch – 72mm c/c

**PRODUCT CODES**

- ZRD0060LSS
- ZRD0060LRSS

**KEY FEATURES**

- 90mm case size
- 60mm backset
- Square & radius profile forends
- 22mm SS304 forend
- SS304 rollerbolt
- Anti-rattle strike
- Grip tight follower
- BS EN 12209 : 2003 Grade 3

3 | M | 8 | 1 | 0 | G | - | B | 0 | 2 | 0

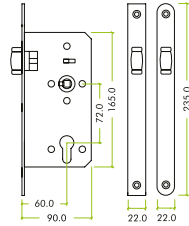
**FINISHES AVAILABLE**

- SS

**STANDARDS**



**TECHNICAL**



### ZRD7260SS / ZRD7260RSS

Roller sash lock – 72mm c/c

**PRODUCT CODES**

- ZRD7260SS
- ZRD7260RSS

**KEY FEATURES**

- 90mm case size
- 60mm backset
- Square & radius profile forends
- 22mm SS304 forend
- SS304 rollerbolt & deadbolt
- Anti-rattle strike
- Grip tight follower
- BS EN 12209 : 2003 Grade 3

3 | M | 8 | 1 | 0 | G | 2 | B | C | 2 | 0

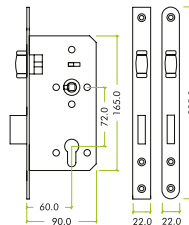
**FINISHES AVAILABLE**

- SS

**STANDARDS**



**TECHNICAL**



ZRD



## ZRD7860SS / ZRD7860RSS

Roller bathroom lock - 78mm c/c

### PRODUCT CODES

- ZRD7860SS
- ZRD7860RSS

### KEY FEATURES

- 90mm case size
- 60mm backset
- Square & radius profile forends
- 22mm SS304 forend
- SS304 rollerbolt & deadbolt
- Anti-rattle strike
- Grip tight follower
- BS EN 12209 : 2003 Grade 3

3 M 8 1 0 G - 8 B G 2 0

### FINISHES AVAILABLE



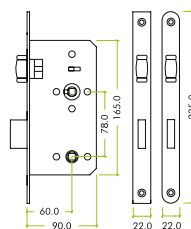
SS

### STANDARDS



CE 1121 *certifire* 850

### TECHNICAL



## ZLAP22

Spare double strike to suit roller DIN

### PRODUCT CODES

- ZLAP22SS

### KEY FEATURES

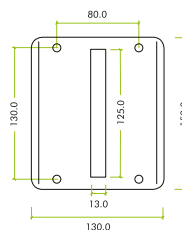
- 130 x 150mm

### FINISHES AVAILABLE




SS

### TECHNICAL



INTUMESCENT FIRE SEALS



ZID30G

ZID

DIN lock intumescents

PRODUCT CODES

- ZID30G  
1mm FlexiFire / 30min
- ZID60G  
2mm FlexiFire / 60min

TO SUIT

ZDL  
ZRD

KEY FEATURES

- 1mm FlexiFire / 30 minute fire door
- 2mm FlexiFire / 60 minute fire door
- 1 complete set per pack
- Adjustable to suit product dimensions
- Works with all ZDL and ZRD products in both square and radius profile
- Self-adhesive backing
- Material: Graphite

ZID-M

DIN lock intumescents

PRODUCT CODES


- ZID5530M  
1mm interdens / 30min  
To suit 72mm x 55mm DIN lock
- ZID5560M  
2mm interdens / 60min  
To suit 72mm x 55mm DIN lock
- ZID6030M  
1mm interdens / 30min  
To suit 72mm x 60mm DIN lock
- ZID6060M  
1mm interdens / 60min  
To suit 72mm x 60mm DIN lock

TO SUIT

ZDL  
ZRD

KEY FEATURES

- 1mm interdens / 30 minute fire door
- 2mm interdens / 60 minute fire door
- 1 complete set per pack
- Works with all ZDL and ZRD products in both square and radius profile
- Self-adhesive backing
- Material: Mono ammonium phosphate



ZID6030M

ZDL / ZRD



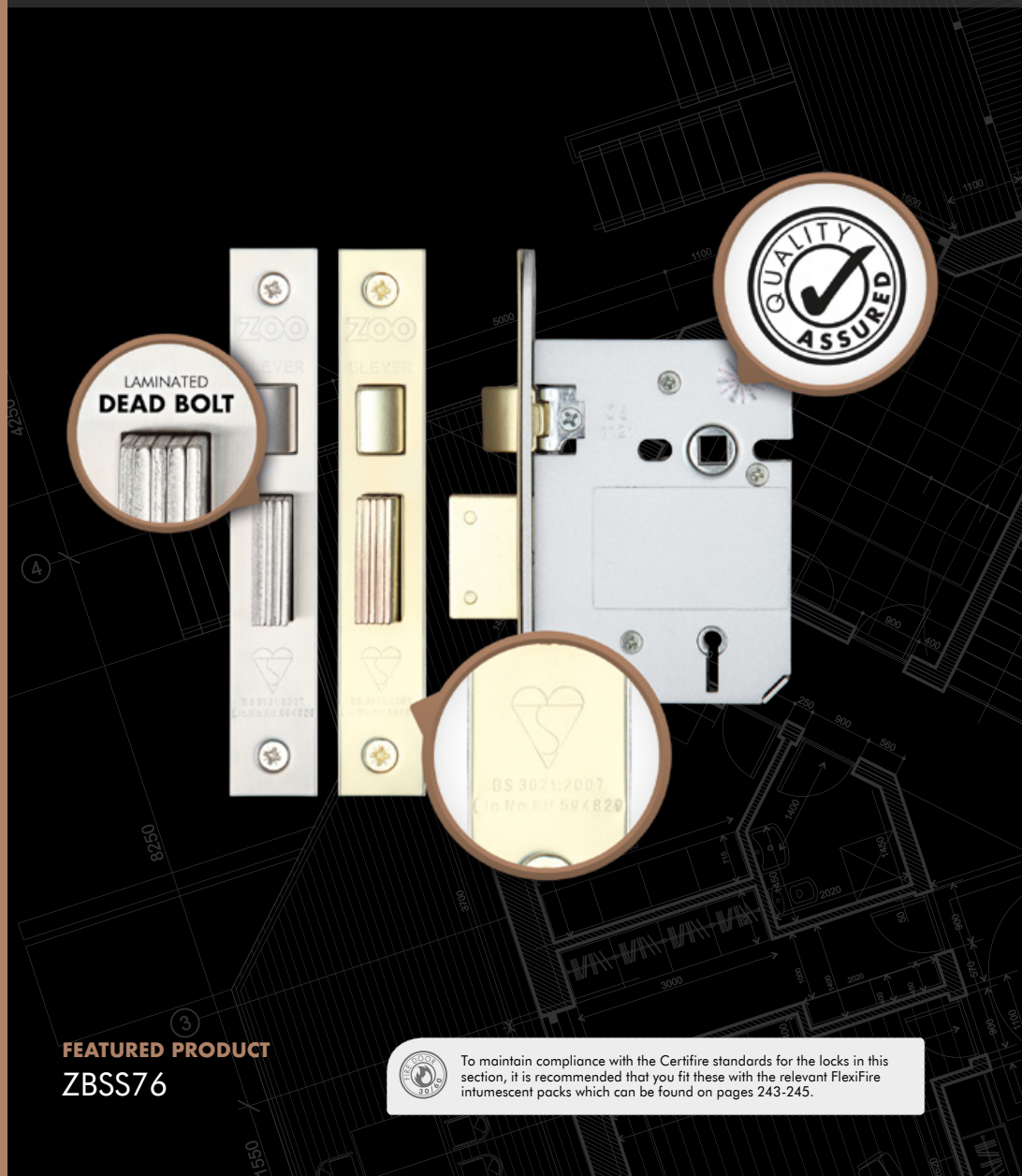
## ADDITIONAL ACCESSORIES

- ZDL01 Spare cylinder screws for sash locks
- ZLAP20SS Spare extended tongue 50mm anti-rattle strike for DIN sash & bath' locks (square) - Satin stainless
- ZLAP20PS Spare extended tongue 50mm anti-rattle strike for DIN sash & bath' locks (square) - Polished stainless
- ZLAP20RSS Spare extended tongue 50mm anti-rattle strike for DIN sash & bath' locks (radius) - Satin stainless
- ZLAP20RPS Spare extended tongue 50mm anti-rattle strike for DIN sash & bath' locks (radius) - Polished stainless
- ZLAP21RSS Spare extended tongue 50mm anti-rattle strikes for DIN latch (radius) - Satin stainless
- ZLAP21RPS Spare extended tongue 50mm anti-rattle strikes for DIN latch (radius) - Polished stainless
- ZLAP30SS Spare anti-rattle strike for DIN sash & bath' locks (square)
- ZLAP30RSS Spare anti-rattle strike for DIN sash & bath' locks (radius)
- ZLAP31SS Spare strike for DIN dead locks (square)
- ZLAP31RSS Spare strike for DIN dead locks (radius)
- ZLAP33SS Spare strike 40mm anti-rattle for DIN latch (square)
- ZLAP33RSS Spare strike 40mm anti-rattle for DIN latch (radius)
- ZDB3 Spare dust box to suit ZDL sash locks - black
- ZSP05 Spare spindle to suit ZDL night latch
- ZSP10 Spare split spindle to suit DIN escape lock, 120mm long
- ZSP11 Spare split spindle to suit DIN escape lock, 140mm long
- ZSP13 Spare grub screw to suit DIN escape lock

# ZBS / ZUK / ZUR ZSC / ZDC / ZBC

Locks & accessories

British Standard, UK, replacement and contract lock products which have been BS EN 12209 Grade 2, CE and FD 30/60 Certifire tested. Backsets from 44.5mm to 127mm are available.




## FEATURED PRODUCT ZBS76



To maintain compliance with the Certifire standards for the locks in this section, it is recommended that you fit these with the relevant FlexiFire intumescent packs which can be found on pages 243-245.



Rebate kits to suit:  
**ZBSR01SS / ZBSR01EB**



## ZBSS64 / ZBSS76

British Standard 5 lever sash lock

### PRODUCT CODES

- ZBSS64SS
  - ZBSS64PVD
  - ZBSS76SS
  - ZBSS76PVD
  - ZBSS64SSKA25
  - ZBSS64PVDKA25
  - ZBSS76SSKA25
  - ZBSS76PVDKA25
- Keyed Alike

### KEY FEATURES

- Tested to BS 3621 : 2007
- BSI kitemarked
- Laminated deadbolt
- Keyed Alike available
- 2 x brass keys included

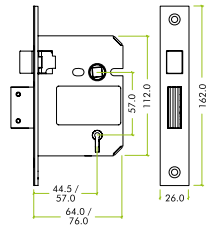
### FINISHES AVAILABLE



### STANDARDS



### TECHNICAL



## ZBSD64 / ZBSD76

British Standard 5 lever dead lock

### PRODUCT CODES

- ZBSD64SS
  - ZBSD64PVD
  - ZBSD76SS
  - ZBSD76PVD
  - ZBSD64SSKA25
  - ZBSD64PVDKA25
  - ZBSD76SSKA25
  - ZBSD76PVDKA25
- Keyed Alike

### KEY FEATURES

- Tested to BS 3621 : 2007
- BSI kitemarked
- Laminated deadbolt
- Keyed Alike available
- 2 x brass keys included

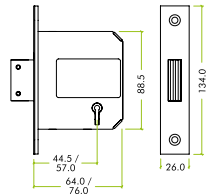
### FINISHES AVAILABLE



### STANDARDS



### TECHNICAL




Rebate kits to suit:  
**ZBSR02SS / ZBSR02EB**





Rebate kits to suit:  
**ZBSCR01SS / ZBSCR01PVD**



## ZBSCS67 / ZBSCS80

British Standard 5 lever Chubb retro-fit roller sash lock

### PRODUCT CODES

- ZBSCS67SS
  - ZBSCS67PVD
  - ZBSCS80SS
  - ZBSCS80PVD
  - ZBSCS67SSKA36
  - ZBSCS67PVDKA36
  - ZBSCS80SSKA36
  - ZBSCS80PVDKA36
- Keyed Alike

### KEY FEATURES

- Tested to BS 3621 : 2007
- BSI kitemarked
- Roller latch
- Solid brass deadbolt
- Keyed Alike available
- 2 x brass keys included

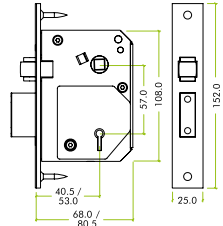
### FINISHES AVAILABLE



### STANDARDS



### TECHNICAL



## ZBSCD67 / ZBSCD80

British Standard 5 lever Chubb retro-fit dead lock

### PRODUCT CODES

- ZBSCD67SS
  - ZBSCD67PVD
  - ZBSCD80SS
  - ZBSCD80PVD
  - ZBSCD80SSKA36
  - ZBSCD80PVDKA36
  - ZBSCD67SSKA36
  - ZBSCD67PVDKA36
- Keyed Alike

### KEY FEATURES

- Tested to BS 3621 : 2007
- BSI kitemarked
- Solid brass deadbolt
- Keyed Alike available
- 2 x brass keys included

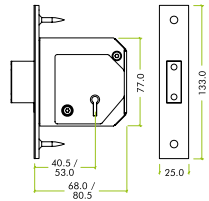
### FINISHES AVAILABLE



### STANDARDS



### TECHNICAL



Rebate kits to suit:  
**ZBSCR02SS / ZBSCR02PVD**



## ADDITIONAL ACCESSORIES

- ZBSR01SS British Standard sash lock rebate kit - Satin stainless
  - ZBSR01EB British Standard sash lock rebate kit - Electro brass
  - ZBSR01BLK British Standard sash lock rebate kit - Black
  - ZBSR02SS British Standard dead lock rebate kit - Satin stainless
  - ZBSR02EB British Standard dead lock rebate kit - Electro brass
  - ZBSR02BLK British Standard dead lock rebate kit - Black
  - ZBSK01 British Standard blank key
  - ZBSL01 British Standard lock levers
  - ZBSL02 British Standard lock levers
  - ZBSL03 British Standard lock levers
  - ZBSL04 British Standard lock levers
  - ZBSL05 British Standard lock levers
  - ZBSL06 British Standard lock levers
  - ZBSL07 British Standard lock levers
  - ZBSL08 British Standard lock levers
  - ZBSW British Standard lever washer
  - ZBSK01 British Standard spare blank key
  - ZBSESCSS British Standard 5 lever dead lock escutcheon - Satin stainless
  - ZBSECPVD British Standard 5 lever dead lock escutcheon - PVD brass
- 
- ZBSCR01SS British Standard Chubb retro-fit sash lock rebate kit - Satin stainless
  - ZBSCR01PVD British Standard Chubb retro-fit sash lock rebate kit - PVD brass
  - ZBSCR02SS British Standard Chubb retro-fit dead lock rebate kit - Satin stainless
  - ZBSCR02PVD British Standard Chubb retro-fit dead lock rebate kit - PVD brass
  - ZBSCK01 British Standard Chubb retro-fit blank key
  - ZBSCL01 British Standard Chubb retro-fit lock lever
  - ZBSCL02 British Standard Chubb retro-fit lock lever
  - ZBSCL03 British Standard Chubb retro-fit lock lever
  - ZBSCL04 British Standard Chubb retro-fit lock lever
  - ZBSCL05 British Standard Chubb retro-fit lock lever
  - ZBSCL06 British Standard Chubb retro-fit lock lever
  - ZBSCL07 British Standard Chubb retro-fit lock lever
  - ZBSCL08 British Standard Chubb retro-fit lock lever
  - ZBSCW British Standard Chubb retro-fit lever washer
  - ZBSESCSS British Standard 5 lever dead lock escutcheon - Satin stainless
  - ZBSECPVD British Standard 5 lever dead lock escutcheon - PVD brass

**ZUKS564 / ZUKS576**

5 lever sash lock – 57mm c/c



Rebate kits to suit:  
**ZUKRO1EB / ZUKRO1SN**

PRODUCT CODES

- ZUKS564SS
- ZUKS564PVD
- ZUKS576SS
- ZUKS576PVD

- ZUKS564SSKA78
- ZUKS564PVDKA78
- ZUKS576SSKA78
- ZUKS576PVDKA78

Keyed Alike

KEY FEATURES

- Solid brass latch & deadbolt
- Sintered steel follower
- Short travel latch function
- Grip tight spring follower
- Includes plastic back box
- Keyed Alike available
- 2 x brass keys included
- BS EN 12209 : 2003 Grade 2

2 H 8 1 0 G 2 B D 2 B

FINISHES AVAILABLE

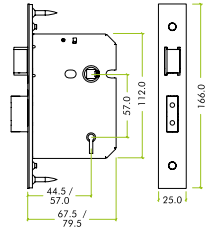


SS PVD

STANDARDS



TECHNICAL



Suitable FlexiFire intumescent:  
**ZIUKB530G / ZIUKB560G**  
p244

**ZUKS364 / ZUKS376**

3 lever sash lock – 57mm c/c



Rebate kits to suit:  
**ZUKRO1EB / ZUKRO1SN**

PRODUCT CODES

- ZUKS364SS
- ZUKS364PVD
- ZUKS376SS
- ZUKS376PVD

- ZUKS364SSKA
- ZUKS376SSKA

Keyed Alike

KEY FEATURES

- Solid brass latch & deadbolt
- Sintered steel follower
- Short travel latch function
- Grip tight spring follower
- Includes plastic back box
- Keyed Alike available
- 2 x brass keys included
- BS EN 12209 : 2003 Grade 2

2 H 8 1 0 G 2 B D 2 A

FINISHES AVAILABLE

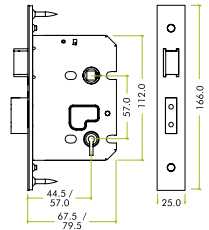


SS PVD

STANDARDS



TECHNICAL



Suitable FlexiFire intumescent:  
**ZIUKB530G / ZIUKB560G**  
p244

## ZUKS64EP / ZUKS76EP


Euro sash lock – 47.5mm c/c



**PRODUCT CODES**

- ZUKS64EPSS
- ZUKS64EPPVD
- ZUKS76EPSS
- ZUKS76EPPVD

**STANDARDS**

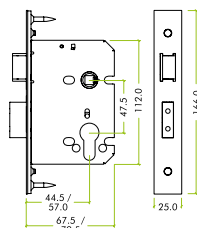


**KEY FEATURES**

- Solid brass latch & deadbolt
- Sintered steel follower
- Short travel latch function
- Grip tight spring follower
- Includes plastic back box
- BS EN 12209 : 2003 Grade 2

2 H 8 1 0 G 2 B A 2 0

**TECHNICAL**



**FINISHES AVAILABLE**



Rebate kits to suit:  
**ZUKR01EB / ZUKR01SN**

Suitable FlexiFire intumescent:  
**ZIUKB530G / ZIUKB560G**  
p244

## ZUKS64OP / ZUKS76OP

Oval sash lock – 48.5mm c/c



**PRODUCT CODES**

- ZUKS64OPSS
- ZUKS64OPPVD
- ZUKS76OPSS
- ZUKS76OPPVD

**STANDARDS**

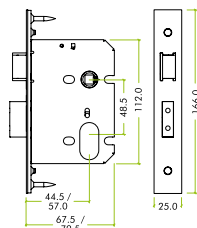


**KEY FEATURES**

- Solid brass latch & deadbolt
- Sintered steel follower
- Short travel latch function
- Grip tight spring follower
- Includes plastic back box
- BS EN 12209 : 2003 Grade 2

2 H 8 1 0 G 2 B A 2 0

**TECHNICAL**



**FINISHES AVAILABLE**



Rebate kits to suit:  
**ZUKR01EB / ZUKR01SN**

Suitable FlexiFire intumescent:  
**ZIUKB530G / ZIUKB560G**  
p244

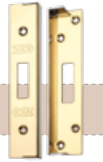
ZUK

## ZUKD564 / ZUKD576

5 lever dead lock



Rebate kits to suit:  
**ZUKR02SS / ZUKR02PVD**



**PRODUCT CODES**

- ZUKD564SS
  - ZUKD564PVD
  - ZUKD576SS
  - ZUKD576PVD
  - ZUKD564SSKA78
  - ZUKD564PVDKA78
  - ZUKD576SSKA78
  - ZUKD576PVDKA78
- Keyed Alike

**KEY FEATURES**


- Solid brass deadbolt
- Sintered steel follower
- Includes plastic back box
- Keyed Alike available
- 2 x brass keys included
- BS EN 12209 : 2003 Grade 2

2 H 8 1 0 G 2 B D 0 B

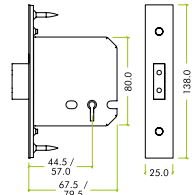
**FINISHES AVAILABLE**



**STANDARDS**



**TECHNICAL**



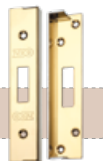
Suitable FlexiFire intumescent:  
**ZIUKD30G / ZIUKD60G p244**

## ZUKD364 / ZUKD376

3 lever dead lock



Rebate kits to suit:  
**ZUKR02SS / ZUKR02PVD**



**PRODUCT CODES**

- ZUKD364SS
  - ZUKD364PVD
  - ZUKD376SS
  - ZUKD376PVD
  - ZUKD364SSKA
  - ZUKD376SSKA
- Keyed Alike

**KEY FEATURES**

- Solid brass deadbolt
- Sintered steel follower
- Includes plastic back box
- Keyed Alike available
- 2 x brass keys included
- BS EN 12209 : 2003 Grade 2

2 H 8 1 0 G 2 B D 0 A

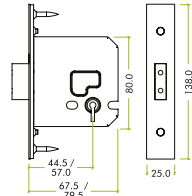
**FINISHES AVAILABLE**



**STANDARDS**



**TECHNICAL**



Suitable FlexiFire intumescent:  
**ZIUKD30G / ZIUKD60G p244**



## ZUKD64EP / ZUKD76EP

Euro dead lock



PRODUCT CODES

- ZUKD64EPSS
- ZUKD64EPPVD
- ZUKD76EPSS
- ZUKD76EPPVD

KEY FEATURES


- Solid brass deadbolt
- Sintered steel follower
- Includes plastic back box
- BS EN 12209 : 2003 Grade 2

2 H 8 1 0 G 2 B A 0 0

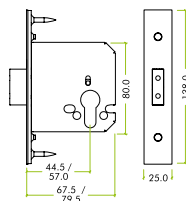
FINISHES AVAILABLE



STANDARDS



TECHNICAL



Rebate kits to suit:  
**ZUKR02SS / ZUKR02PVD**



Suitable FlexiFire intumescent:  
**ZIUKD30G / ZIUKD60G p244**

## ZUKD64OP / ZUKD76OP

Oval dead lock



PRODUCT CODES

- ZUKD64OPSS
- ZUKD64OPPVD
- ZUKD76OPSS
- ZUKD76OPPVD

KEY FEATURES


- Solid brass deadbolt
- Sintered steel follower
- Includes plastic back box
- BS EN 12209 : 2003 Grade 2

2 H 8 1 0 G 2 B A 0 0

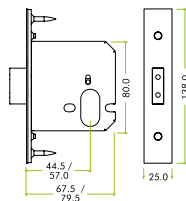
FINISHES AVAILABLE



STANDARDS



TECHNICAL



Rebate kits to suit:  
**ZUKR02SS / ZUKR02PVD**



Suitable FlexiFire intumescent:  
**ZIUKD30G / ZIUKD60G p244**

## ZUKFD64 / ZUKFD76 / ZUKFD102

Flat dead lock



Rebate kits to suit:  
**ZUKR04SS / ZUKR04PVD**

### PRODUCT CODES

- ZUKFD64SS
- ZUKFD64PVD
- ZUKFD76SS
- ZUKFD76PVD
- ZUKFD102SS
- ZUKFD102PVD

### KEY FEATURES

- Solid brass deadbolt
- Sintered steel follower
- Grip tight spring follower
- Includes plastic back box
- BS EN 12209 : 2003 Grade 2

2 H 8 1 0 G 2 B G 0 0

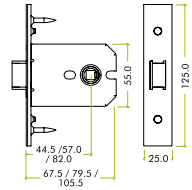
### FINISHES AVAILABLE



### STANDARDS



### TECHNICAL



Suitable FlexiFire intumescent:  
**ZIUKFD30G / ZIUKFD60G** p245

## ZUKF64 / ZUKF76 / ZUKF102

Flat latch



Rebate kits to suit:  
**ZUKR04SS / ZUKR04PVD**

### PRODUCT CODES

- ZUKF64SS
- ZUKF64PVD
- ZUKF76SS
- ZUKF76PVD
- ZUKF102SS
- ZUKF102PVD

### KEY FEATURES

- Solid brass latch
- Sintered steel follower
- Short travel latch function
- Grip tight spring follower
- Includes plastic back box
- BS EN 12209 : 2003 Grade 2

2 H 8 1 0 G - B 0 2 0

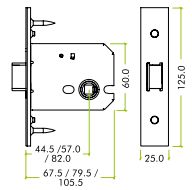
### FINISHES AVAILABLE



### STANDARDS



### TECHNICAL



Suitable FlexiFire intumescent:  
**ZIUKF30G / ZIUKF60G** p243

**ZUKB64 / ZUKB76**

Bathroom lock – 57mm c/c



PRODUCT CODES

- ZUKB64SS
- ZUKB64PVD
- ZUKB76SS
- ZUKB76PVD

KEY FEATURES

- Solid brass latch & deadbolt
- Sintered steel follower
- Short travel latch function
- Grip tight spring follower
- Includes plastic back box
- BS EN 12209 : 2003 Grade 2

2 | H | 8 | 1 | 0 | G | - | B | G | 2 | 0

FINISHES AVAILABLE




SS PVD

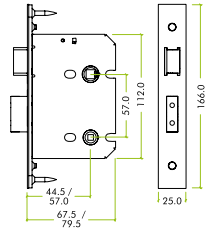
Rebate kits to suit:  
**ZUKR01EB / ZUKR01SN**



STANDARDS



TECHNICAL



Suitable FlexiFire intumescent:  
**ZIUKB530G / ZIUKB560G** p244

**ZUKU64 / ZUKU76**

Upright latch



PRODUCT CODES

- ZUKU64SS
- ZUKU64PVD
- ZUKU76SS
- ZUKU76PVD

KEY FEATURES

- Solid brass latch
- Sintered steel follower
- Short travel latch function
- Grip tight spring follower
- Includes plastic back box
- BS EN 12209 : 2003 Grade 2


2 | H | 8 | 1 | 0 | G | - | B | 0 | 2 | 0

FINISHES AVAILABLE

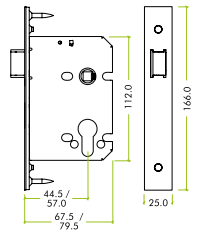


SS PVD

STANDARDS




TECHNICAL



Suitable FlexiFire intumescent:  
**ZIUKB530G / ZIUKB560G** p244

ZUK



**ZUKH127 / ZUKH152**

Horizontal latch

PRODUCT CODES

- ZUKH127SS
- ZUKH127PVD
- ZUKH152SS
- ZUKH152PVD

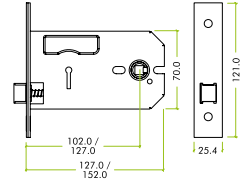
KEY FEATURES

- Solid brass latch
- Easy latch reversal

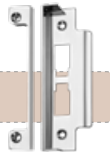
FINISHES AVAILABLE

- SS
- PVD


TECHNICAL



Rebate kits to suit:  
**ZUKR03SS / ZUKR03PVD**



ZUK



**ZUKH152EP**

Euro horizontal lock

PRODUCT CODES

- ZUKH152EPSS
- ZUKH152EPPVD

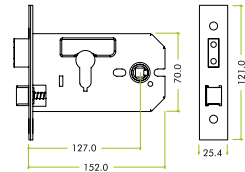
KEY FEATURES

- Solid brass latch & deadbolt
- Easy latch reversal

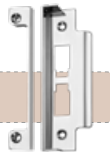
FINISHES AVAILABLE

- SS
- PVD

TECHNICAL

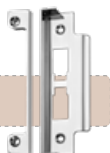



Rebate kits to suit:  
**ZUKR03SS / ZUKR03PVD**



## ZUKH3127 / ZUKH3152

3 lever horizontal lock



Rebate kits to suit:  
**ZUKR03SS / ZUKR03PVD**

### PRODUCT CODES

- ZUKH3127SS
- ZUKH3127PVD
- ZUKH3152SS
- ZUKH3152PVD
- ZUKH3127SSKA379
- ZUKH3152SSKA379

Keyed Alike

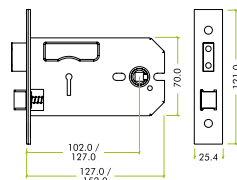
### KEY FEATURES

- Solid brass latch & deadbolt
- Easy latch reversal
- Keyed Alike available
- ZZ301 – 400 keys for horizontal and replacement locks included
- 2 x brass keys included

### FINISHES AVAILABLE

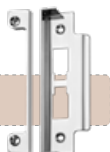



### TECHNICAL



## ZUKHB127 / ZUKHB152

Horizontal bathroom lock



Rebate kits to suit:  
**ZUKR03SS / ZUKR03PVD**

### PRODUCT CODES

- ZUKHB127SS
- ZUKHB127PVD
- ZUKHB152SS
- ZUKHB152PVD

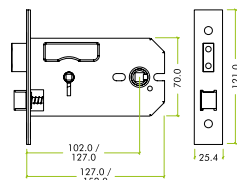
### KEY FEATURES

- Solid brass latch & deadbolt
- Easy latch reversal

### FINISHES AVAILABLE



### TECHNICAL



**ZUK**

**ADDITIONAL ACCESSORIES**

This chart shows which accessory packs are compatible with the ZUK range of locks and latches within this section.


Key:

- BLANK Blank forend (no markings)
- FB BRANDED F&B (Fulton & Bray) branded forend

		Acc pack for UK sash & bathroom locks SS RS FVD		Acc pack for UK sash & bathroom locks SS RS FVD		Acc pack for UK sash & bath locks FB BUL CP PN PCB SN		Acc pack for UK dead locks SS RS FVD		Acc pack for UK dead locks SS RS FVD		Acc pack for UK dead locks FB BUL CP PN PCB SN		Acc pack for UK upright latch SS FVD		Acc pack for UK upright latch FB BUL CP PN PCB SN	
		ZLAP10	ZLAP10R	ZLAP10B	ZLAP11	ZLAP11R	ZLAP11B	ZLAP12R	ZLAP12B								
		Square	Radius	Square	Square	Radius	Square	Radius	Square								
5 lever sash lock	ZUKS564	•	•	BLANK													
	ZUKS576	•	•	BLANK													
3 lever sash lock	ZUKS364	•	•	BLANK													
	ZUKS376	•	•	BLANK													
Euro sash lock	ZUKS64EP	•	•	BLANK													
	ZUKS76EP	•	•	BLANK													
Oval sash lock	ZUKS64OP	•	•	BLANK													
	ZUKS76OP	•	•	BLANK													
Bathroom lock	ZUKB64	•	•	BLANK													
	ZUKB76	•	•	BLANK													
5 lever dead lock	ZUKD564				•	•	BLANK										
	ZUKD576				•	•	BLANK										
3 lever dead lock	ZUKD364				•	•	BLANK										
	ZUKD376				•	•	BLANK										
Euro dead lock	ZUKD64EP				•	•	BLANK										
	ZUKD76EP				•	•	BLANK										
Oval dead lock	ZUKD64OP				•	•	BLANK										
	ZUKD76OP				•	•	BLANK										
Flat dead lock	ZUKFD64																
	ZUKFD76																
	ZUKFD102																
Flat latch	ZUKF64																
	ZUKF76																
	ZUKF102																
Upright latch	ZUKU64							•	BLANK								
	ZUKU76							•	BLANK								
Horizontal latch	ZUKH127																
	ZUKH152																
Euro Horizontal lock	ZUKH152EP																
3 lever horizontal lock	ZUKH3127																
	ZUKH3152																
Horizontal bathroom lock	ZUKHB127																
	ZUKHB152																



### ZUKS & ZUKB ACCESSORIES



ZLAP10RPS

ZLAP10BPBUL

ZLAP15SS

ZUKR01

### ZUKFD ACCESSORIES



ZLAP14RSS

ZLAP14BFB

### ZUKD ACCESSORIES



ZLAP11SS

ZLAP11BPCB

ZUKR02EB


### ZUKU ACCESSORIES



ZLAP12RPVD

ZLAP12BSC

### ZUKF ACCESSORIES




ZLAP13RPVD

ZLAP13BSN

ZUKR04

### ZUKH ACCESSORIES



ZLAP17PB

ZLAP17BPN

ZLAP19

### ZUKHEP, ZUKH3 & ZUKHB ACCESSORIES



ZLAP16SS

ZLAP16B

ZLAP18

ZUKR03SS

## ADDITIONAL ACCESSORIES

This chart shows the accessories available for the different ZUK locks and latches within this section. Please refer to the chart on p276–277 for available finishes.





### Z300

3L blank key for UK locks

PRODUCT CODES

- Z300

### Z301 - 400

3L cut keys for UK locks

PRODUCT CODES

- Z301-400

### Z500

5L blank key for UK locks

PRODUCT CODES

- Z500



ZLSC1

### ZZ300

3L blank keys for horizontal & UK replacement locks

PRODUCT CODES

- ZZ300

### ZZ301 - 400

3L cut keys for horizontal & UK replacement locks

PRODUCT CODES

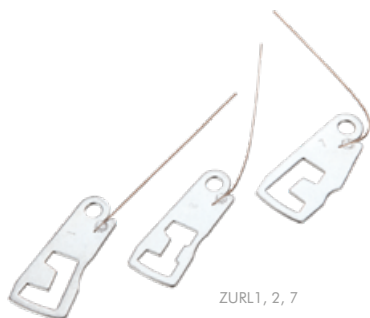
- ZZ301-400

### ZLSC

Key blank for ZSC 3 lever locks

PRODUCT CODES

- ZLSC1 (Right hand)
- ZLSC2 (Left hand)



ZURL1, 2, 7

## ZURS364 / ZURS376

3 lever UK replacement sash lock



**PRODUCT CODES**

- ZURS364SS
  - ZURS364PVD
  - ZURS376SS
  - ZURS376PVD
  - ZURS364SSKA
  - ZURS376SSKA
- Keyed Alike

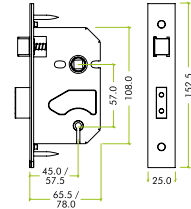
**KEY FEATURES**

- Solid brass latch & deadbolt
- Retro fit replacement lock
- Keyed Alike available
- ZZ301 – 400 keys for horizontal and replacement locks included
- 2 x brass keys included

**FINISHES AVAILABLE**



**TECHNICAL**



## ZURD364 / ZURD376

3 lever UK replacement dead lock



**PRODUCT CODES**

- ZURD364SS
  - ZURD364PVD
  - ZURD376SS
  - ZURD376PVD
  - ZURD376SSKA
  - ZURD364SSKA
- Keyed Alike

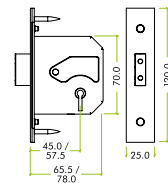
**KEY FEATURES**


- Solid brass deadbolt
- Retro fit replacement lock
- Keyed Alike available
- ZZ301 – 400 keys for horizontal and replacement locks included
- 2 x brass keys included

**FINISHES AVAILABLE**



**TECHNICAL**





**ZURNL64 / ZURNL76**

UK replacement night latch

PRODUCT CODES

- ZURNL64SS
- ZURNL64PVD
- ZURNL76SS
- ZURNL76PVD

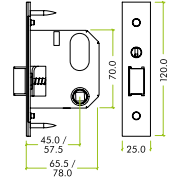
KEY FEATURES

- Solid brass latch
- Retro fit replacement lock

FINISHES AVAILABLE



TECHNICAL



ZURNLTSC

**ZURNLT**

UK replacement night latch turn & release

PRODUCT CODES

- ZURNLT
- ZURNLTSC

KEY FEATURES

- 45 x 2mm rose

FINISHES AVAILABLE



**ZCRD73**

5 lever Chubb retro-fit dead lock

PRODUCT CODES

- ZCRD73SS
- ZCRD73PVD

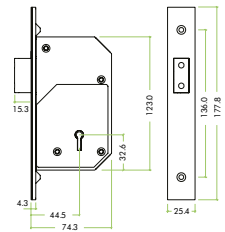
KEY FEATURES

- Solid brass deadbolt with hardened steel pins
- Retro fit replacement lock
- Hardened steel anti-drill plates on each side
- Supplied with escutcheons, fixings and 2 x brass keys

FINISHES AVAILABLE



TECHNICAL





## ZSC64EP / ZSC76EP

Euro contract sash lock

PRODUCT CODES

- ZUKHB127SS
- ZUKHB127PVD
- ZUKHB152SS
- ZUKHB152PVD

KEY FEATURES

- Easy latch reversal
- 47.5mm c/c

FINISHES AVAILABLE

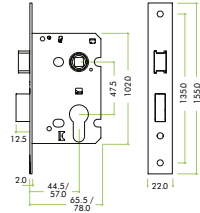


PS SS  
**NEW! NEW!**

STANDARDS



TECHNICAL



## ZSC364 / ZSC376

3 lever contract sash lock

PRODUCT CODES

- ZSC364PVD
- ZSC364PS
- ZSC364SS
- ZSC364FB
- ZSC364PCB
- ZSC364SSKA
- ZSC376PVD
- ZSC364PS
- ZSC376SS
- ZSC376FB
- ZSC376PCB
- ZSC376SSKA

KEY FEATURES

- BS EN 1634-1
- 57mm c/c

FINISHES AVAILABLE

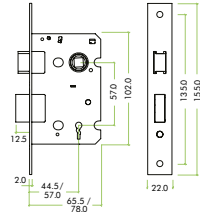


PVD SS PS FB PCB  
**NEW!**

STANDARDS



TECHNICAL



## ZDC364 / ZDC376

3 lever contract dead lock

PRODUCT CODES

- ZDC364EB
- ZDC364NP
- ZDC376EB
- ZDC376NP

KEY FEATURES

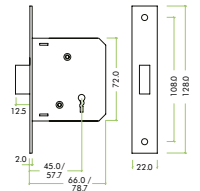
- Solid brass deadbolt

FINISHES AVAILABLE



EB NP

TECHNICAL





## ZBC64 / ZBC76

Contract bathroom lock

PRODUCT CODES

- ZBC64PVD
- ZBC64FB
- ZBC64PCB
- ZBC64PS
- ZBC64SS
- ZBC64RPVD
- ZBC64RSS
- Radius
- ZBC76PVD
- ZBC76FB
- ZBC76PCB
- ZBC76PS
- ZBC76SS
- ZBC76RPVD
- ZBC76RSS
- Radius

KEY FEATURES

- BS EN 1634-1
- 57mm c/c

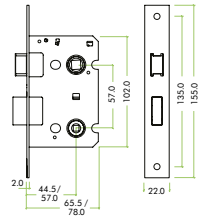
FINISHES AVAILABLE



STANDARDS



TECHNICAL



## ZULC64 / ZULC76

Contract upright latch

PRODUCT CODES

- ZULC64PS
- ZULC64SS
- ZULC76PS
- ZULC76SS

KEY FEATURES

- Easy latch reversal

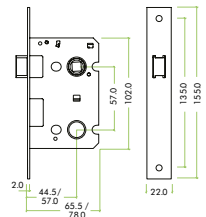
FINISHES AVAILABLE



STANDARDS



TECHNICAL



## ZBCR01

Rebate kit to suit contract sash/bathroom lock

PRODUCT CODES

- ZBCR01SS
- ZBCR01PS
- ZBCR01PVD

FINISHES AVAILABLE



KEY FEATURES

- Rebate kit to suit all contract ZSC euro sash locks and ZBC bathroom locks



ZNL40CP



## ZNL40

Non-deadlocking night latch – 40mm backset

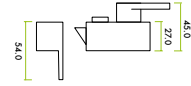
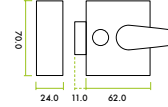
### PRODUCT CODES

- ZNL40SS
- ZNL40CP
- ZNL40EB
- ZNL40PCB
- ZNL40PCW

### KEY FEATURES

- Non-deadlocking night latch
- 40mm backset
- Bolt can be locked from inside with snib
- Dimensions: 62mm (w) x 70mm (h) x 45mm (d)
- Supplied with 5-pin rim cylinder and 3 keys
- Suitable for timber doors 35-55mm thick

### TECHNICAL



### FINISHES AVAILABLE



## ZNL60

Non-deadlocking night latch – 60mm backset

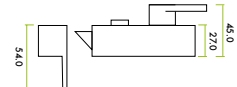
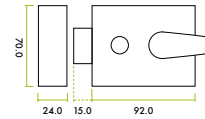
### PRODUCT CODES

- ZNL60SS
- ZNL60CP
- ZNL60EB
- ZNL60PCB
- ZNL60PCW

### KEY FEATURES

- Non-deadlocking night latch
- 60mm backset
- Bolt can be locked from inside with snib
- Dimensions: 92mm (w) x 70mm (h) x 45mm (d)
- Supplied with 5-pin rim cylinder and 3 keys
- Suitable for timber doors 35-55mm thick

### TECHNICAL



### FINISHES AVAILABLE



ZNL60PCB



## ADDITIONAL ACCESSORIES

- ZUKR01EB UK sash lock rebate kit - Electro brass
- ZUKR01SN UK sash lock rebate kit - Satin nickel
- ZUKR02SS UK dead lock rebate kit - Satin stainless
- ZUKR02PVD UK dead lock rebate kit - PVD brass
- ZUKR03SS UK horizontal lock rebate kit - Satin stainless
- ZUKR03PVD UK horizontal lock rebate kit - PVD brass
- ZUKR04SS UK flat latch rebate kit - Satin stainless
- ZUKR04PVD UK flat latch rebate kit - PVD brass
- ZBCR01PS Rebate kit to suit contract sash / bathroom lock - Polished stainless
- ZBCR01PVD Rebate kit to suit contract sash / bathroom lock - PVD brass
- ZBCR01SS Rebate kit to suit contract sash / bathroom lock - Satin stainless
- ZLAP10FSS Acc pack for UK sash locks – unbranded forend
- ZLAP12FSS Acc pack for UK upright latch – unbranded forend
- ZUKL1 Architectural UK lock levers
- ZUKL2 Architectural UK lock levers
- ZUKL3 Architectural UK lock levers
- ZUKL4 Architectural UK lock levers
- ZUKL5 Architectural UK lock levers
- ZUKL6 Architectural UK lock levers
- ZUKL7 Architectural UK lock levers
- ZURL1 3 lever UK replacement levers
- ZURL2 3 lever UK replacement levers
- ZURL3 3 lever UK replacement levers
- ZURL4 3 lever UK replacement levers
- ZURL5 3 lever UK replacement levers
- ZURL6 3 lever UK replacement levers
- ZURL7 3 lever UK replacement levers
- ZURW 3 lever UK replacement washers
- SP41 Spare flat strike plate for flat latches and dead locks – ss201
- SP43 Spare flat strike plate for flat latches and dead locks – ss304
- ZDB1 Spare dust box to suit ZBC locks
- ZUKSP01 Spare lever pack for ZUK 3L dead lock – 7 levers per pack

# ZFB

Fire brigade locks

The London Fire Brigade locks are designed for use on doors and cupboards where emergency access is required by use of the common London Fire Brigade key.

**KEY  
OPERATED  
FROM BOTH  
SIDES**



**KEYS SOLD  
SEPARATELY**



**FEATURED PRODUCT**  
**ZFB1**



## ZFB1

London fire brigade mortice dead lock



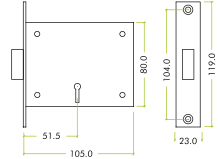
### PRODUCT CODES

- ZFB01

### KEY FEATURES

- FB1 mortice dead lock
- Key operated from both sides
- FB1 key not included, sold separately
- Case size height: 80mm
- Case size length: 102mm
- Case thickness: 15mm
- Backset: 51mm

### TECHNICAL



### FINISHES AVAILABLE



## ZFB2

London fire brigade mortice dead lock



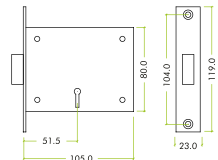
### PRODUCT CODES

- ZFB02

### KEY FEATURES

- FB2 mortice dead lock
- Key operated from both sides
- FB2 key not included, sold separately
- Case size height: 80mm
- Case size length: 102mm
- Case thickness: 15mm
- Backset: 51mm

### TECHNICAL



### FINISHES AVAILABLE



## ZFB1K / ZFB2K

London fire brigade mortice dead lock key

### PRODUCT CODES

- ZFB1K
- ZFB2K

### KEY FEATURES

- For use with ZFB1 & ZFB2  
London fire brigade mortice  
dead locks

# ZTLKA / ZTD PRTL / ZRL / ZRB


Tubular latches & tubular dead bolts

A range of tubular latches, tubular deadbolts, roller latches, rack bolts and accompanying accessories available in up to four finishes.

**STRIKES**  
& accessories  
included



**GUIDED**  
LATCH BOLT



**H/D**  
Heavy-duty dual spring



## FEATURED PRODUCT ZTLKA76HD



To maintain compliance with the fire standards for the tubular latches / deadbolts in this section, it is recommended that you fit these with the relevant FlexiFire intumescent which can be found on page 243.



ZTLKA76SS



ZTLKA76BDS



ZTLKA76RSS

ZTLKA64 / 76 / 102 / 127 / 152

Tubular latch

PRODUCT CODES

- ZTLKA64SS (44mm c/c)
- ZTLKA76SS (56mm c/c)
- ZTLKA102SS\* (83mm c/c)
- ZTLKA127SS\* (106mm c/c)
- ZTLKA152SS\*\* (132mm c/c)
- ZTLKA64BDS (44mm c/c)
- ZTLKA76BDS (56mm c/c)
- Body only
- ZTLKA76RSS (56mm c/c)
- Radius forend

KEY FEATURES

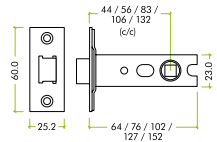
- BS EN 1634-1
- 2.5", 3", 4", 5", 6" available
- Tubular bolt through latch
- Guided latch bolt
- Adjustable strike
- Bodies only available (BDS)
- Radius forend available (RSS)
- BS EN 12209 : 2003

1 | C | 7 | 1 | 0 | F | - | B | 0 | NPD | 0

STANDARDS



TECHNICAL



FINISHES AVAILABLE




PLEASE NOTE:

- \* ZTLKA102 & ZTLKA127 are not CE tested but are fire rated FD 30/60
- \*\* ZTLKA152 is not CE or fire tested

Suitable FlexiFire intumescent:  
 For ZTLKA64/76 use **ZITL0130G / ZITL0160G** p243  
 For ZTLKA102/127 use **ZITL0230G / ZITL0260G** p243

ZTLKA76HD

Heavy duty tubular latch



PRODUCT CODES

- ZTLKA76HD (56mm c/c)

KEY FEATURES

- BS EN 1634-1
- Tubular bolt through latch
- Guided latch bolt
- Adjustable strike
- Heavy duty dual spring

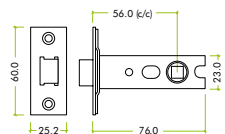
FINISHES AVAILABLE



STANDARDS



TECHNICAL



Suitable FlexiFire intumescent:  
 For ZTLKA76HD use **ZITL0130G / ZITL0160G** p243



## ZTDA64 / 76 / 102 / 127 / 152

### Tubular dead bolt

#### PRODUCT CODES

- ZTDA64SS (44mm c/c)
- ZTDA76SS (56mm c/c)
- ZTDA102SS (83mm c/c)
- ZTDA127SS (106mm c/c)
- ZTDA152SS\* (132mm c/c)

- ZTDA64BDS (44mm c/c)
  - ZTDA76BDS (56mm c/c)
- Body only

#### KEY FEATURES

- BS EN 1634-1
- 2.5", 3", 4", 5", 6" available
- Tubular bolt through deadbolt
- Bodies only available (BDS)

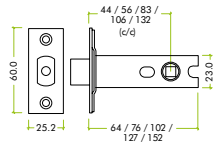
#### PLEASE NOTE:

- \* ZTDA152 is not fire rated

#### STANDARDS



#### TECHNICAL



#### FINISHES AVAILABLE



SS

Suitable FlexiFire intumescent:  
 For ZTDA64/76 use **ZITL0130G / ZITL0160G** p243  
 For ZTDA102/127 use **ZITL0230G / ZITL0260G** p243



## PRTL64 / PRTL76

### Project tubular bolt through latch

#### PRODUCT CODES

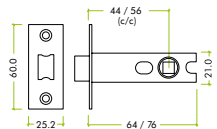
- PRTL64SS (44mm c/c)
- PRTL64PS (44mm c/c)
- PRTL64PVD (44mm c/c)
- PRTL76SS (56mm c/c)
- PRTL76PS (56mm c/c)
- PRTL76PVD (56mm c/c)

- PRTL64RSS (44mm c/c)
  - PRTL76RSS (56mm c/c)
- Radius forend

#### KEY FEATURES

- Guided latch bolt
- Adjustable strike

#### TECHNICAL




#### FINISHES AVAILABLE



SS PS PVD  
**NEW! NEW! NEW!**

**ZRL76**

Adjustable roller latch



ZRL76PVD

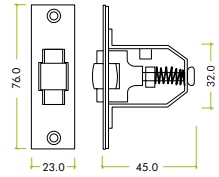
PRODUCT CODES

- ZRL76SS
- ZRL76PSS
- ZRL76PVD
- ZRL76PN

KEY FEATURES

- Brass roller latch
- Concealed adjustment
- Supplied with matching strike plate and fixing screws

TECHNICAL



FINISHES AVAILABLE



**ADDITIONAL ACCESSORIES**

This chart shows which accessory packs are compatible with the range of tubular latches and tubular deadbolts within this section.

		Spare acc pack for tubular latch (FB, PCB, PS, PVD, PBN, SS, PBN, PBN)	Spare acc pack for tubular latch (FB, PCB, PS, PVD, SS)	Spare acc pack for tubular deadbolt (FB, PCB, PS, PVD, PBN, SS, PBN, PBN)	Spare acc pack for tubular deadbolt (PS, PVD, SS)	Spare extended tongue strike to suit ZTLKA tubular latch (FB, PCB, PS, PVD, SS)	Spare extended tongue strike to suit ZTLKA tubular latch (SS)	Contract tubular rebate kit (FB, PN)
		ZLAP01	ZLAP01R	ZLAP02	ZLAP02R	ZLAP06	ZLAP06R	ZTRC01
		Square	Radius	Square	Radius	Square	Radius	
ZTLKA	Tubular latch	•	•			•	•	•
ZTLKAHD	Heavy duty tubular latch	•	•			•	•	•
ZTDA	Tubular deadbolt			•	•			•

ZRL

**ZRB01**

37mm rack bolts

## PRODUCT CODES

- ZRB01CP
- ZRB01SC
- ZRB01EB
- ZRB01PCW
- ZRB01PCB

## KEY FEATURES

- 17mm c/c
- With solid brass bolt

## FINISHES AVAILABLE



CP SC EB

PCW PCB **NEW!****ZRB02**

61mm rack bolts

## PRODUCT CODES

- ZRB02CP
- ZRB02SC
- ZRB02EB
- ZRB02PCW
- ZRB02PCB

## KEY FEATURES

- 32mm c/c
- With solid brass bolt

## FINISHES AVAILABLE



CP SC EB

PCW PCB **NEW!****ZRBK01**

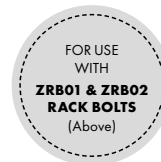
Rack bolt key

## PRODUCT CODES

- ZRBK01

## KEY FEATURES

- 35mm
- Black plastic head



### FB40

Oval thumb turn – Rack bolt



PRODUCT CODES

- FB40
- FB40CP
- FB40SC

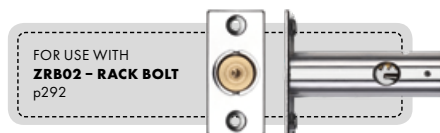
KEY FEATURES

- BS EN 1634-1
- 32 x 20mm turn
- 38mm escutcheon dia.
- For use with rack bolt

STANDARDS



FINISHES AVAILABLE



FBK02CP

FBK03CP



### FBK02 / FBK03

Rack bolt keys

PRODUCT CODES

- FBK02  
35mm
- FBK03  
65mm

FINISHES AVAILABLE



# VHP / VHC / VLH / ZHS / ZHRB PRSS / ZSHP / VSP / VSER

Hinges & accessories

A range of hinges including SS304, SS201, concealed bearing, ball bearing and more. The range features standards of up to BS EN 1935 Grade 14.



## FEATURED PRODUCT VHP243S



To maintain compliance with the fire standards for the hinges in this section, it is recommended that you fit these with the relevant intumescent hinge pads which can be found on page 241 & 247.





VHP243PVBZ

### VHP243 / VHP243R

Grade 14 high performance hinge

PRODUCT CODES

- VHP243S
- VHP243PS
- VHP243PVD
- VHP243PVDBZ
- VHP243RS
- VHP243RP

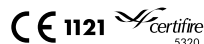
Radius profile

KEY FEATURES

- BS EN 1935 : 2002 Grade 14
- Self lubricating hinge
- Low maintenance hinge
- Up to 160kg door weight
- 102 x 76 x 3mm

4	7	7	1	1	4	0	14
---	---	---	---	---	---	---	----

STANDARDS



FINISHES AVAILABLE



VHP243S



VHP243P



VHP243PVD



VHP243RS



VHP243RP



### VHP244

Grade 14 high performance hinge

PRODUCT CODES

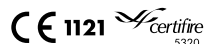
- VHP244S

KEY FEATURES

- BS EN 1935 : 2002 Grade 14
- Self lubricating hinge
- Low maintenance hinge
- Up to 160kg door weight
- 100 x 100 x 3mm

4	7	7	1	1	4	0	14
---	---	---	---	---	---	---	----

STANDARDS




FINISHES AVAILABLE



SS  
**NEW!**



VHC243RPVD



VHC243RP



VHC243S



VHC243RPVDBZ

## VHC243 / VHC243R

Grade 14 high performance concealed knuckle hinge

### PRODUCT CODES

- VHC243S
- VHC243P
- VHC243PVD
- VHC243PVDBZ

- VHP243RS
- VHP243RP
- VHC243RPVD
- VHC243RPVDBZ

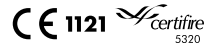
Radius profile

### KEY FEATURES

- BS EN 1935 : 2002 Grade 14
- Independently tested to 1,000,000 cycles
- Grade 201 stainless steel
- Self lubricating hinge
- Low maintenance hinge
- Up to 160kg door weight
- 102 x 76 x 3mm

4 7 7 1 1 4 0 14

### STANDARDS



### FINISHES AVAILABLE



SS PS PVD PVDBZ  
**NEW! NEW! NEW! NEW!**



## VHC243HTRS

Grade 14 high performance anti-ligature hinge

### PRODUCT CODES

- VHC243HTRS

### KEY FEATURES

- BS EN 1935 : 2002 Grade 14
- TS001 : 2013
- Independently tested to 1,000,000 cycles
- Grade 201 stainless steel
- Self lubricating hinge
- Low maintenance hinge
- Up to 160kg door weight
- 102 x 76 x 3mm

4 7 7 1 1 4 0 14

### STANDARDS



### FINISHES AVAILABLE

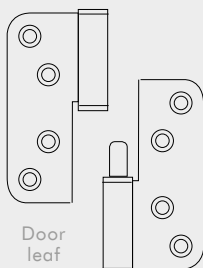


SS  
**NEW!**

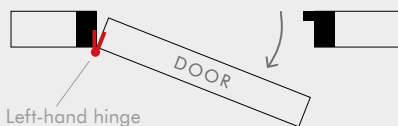
## LIFT-OFF HINGE HANDING GUIDE

### LEFT HAND LIFT OFF

- Stand **facing the door**
- The door **must open towards you**
- With the door hinged on the **left**
- Opening the door with your **left hand**



Frame  
leaf

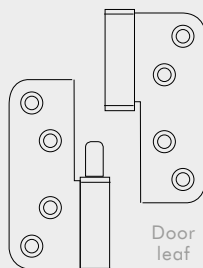


Left-hand hinge

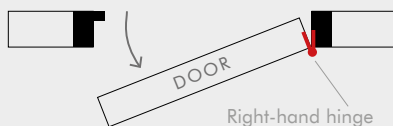


### RIGHT HAND LIFT OFF

- Stand **facing the door**
- The door **must open towards you**
- With the door hinged on the **right**
- Opening the door with your **right hand**



Frame  
leaf



Right-hand hinge





VLHL243RS  
Left handed

**VLHL243R / VLHR243R**

Grade 11 lift-off hinge

PRODUCT CODES


- VLHL243RS  
Left handed
- VLHR243RS  
Right handed

KEY FEATURES

- BS EN 1935 : 2002 Grade 11
- Stainless steel
- Left & right handed available
- Standard Zoo fitting template
- 102 x 76 x 3mm

3 7 4 1 1 4 0 1 1

STANDARDS



FINISHES AVAILABLE



SS

LIFT-OFF HINGE HANDING GUIDE – PAGE 297



VSLHR43REB  
Right handed

**VSLHL43R / VSLHR43R**

Grade 11 lift-off hinge

PRODUCT CODES

- VSLHL43RCP
- VSLHL43REB
- VSLHL43RSC  
Left handed
- VSLHR43RCP
- VSLHR43REB
- VSLHR43RSC  
Right handed

KEY FEATURES

- BS EN 1935 : 2002 Grade 11
- Mild steel
- Left & right handed available
- Standard Zoo fitting template
- 102 x 76 x 3mm

3 7 4 1 1 4 0 1 1

STANDARDS



FINISHES AVAILABLE



EB CP SC



### ZHSS7667R

Grade 11 ball bearing hinge

PRODUCT CODES

- ZHSS7667RSS

KEY FEATURES

- BS EN 1935 : 2002 Grade 11
- 76 x 67 x 2.5mm

3	7	4	1	1	4	0	11
---	---	---	---	---	---	---	----

STANDARDS



FINISHES AVAILABLE



ZHSS43RPS

### ZHSS43 / ZHSS43R

Grade 13 ball bearing hinge

PRODUCT CODES

- ZHSS43SS
- ZHSS43PS
- ZHSS43RPS

Radius profile

KEY FEATURES

- BS EN 1935 : 2002 Grade 13
- Grade 304 stainless steel
- Available in square and radius
- 102 x 76 x 3mm

4	7	6	1	1	5	0	13
---	---	---	---	---	---	---	----

STANDARDS



FINISHES AVAILABLE





ZHSS243PCB

## ZHSS243 / ZHSS243R

Grade 13 ball bearing hinge

PRODUCT CODES

- ZHSS243SS
- ZHSS243PS
- ZHSS243PVD
- ZHSS243PCB

- ZHSS243RSS
  - ZHSS243RPS
  - ZHSS243RPVD
- Radius profile

KEY FEATURES

- BS EN 1935 : 2002 Grade 13
- Grade 201 stainless steel
- 102 x 76 x 3mm

4	7	6	1	1	4	0	13
---	---	---	---	---	---	---	----


STANDARDS



FINISHES AVAILABLE



SS PS PVD PCB **NEW!**



ZHSS243SS



ZHSS243PS



ZHSS243PVD



ZHSS243RSS



ZHSS243RPS



ZHSS243RPVD



ZHSS243SS

## ZHSS243-3

Grade 13 ball bearing hinge – Pair & a half

PRODUCT CODES

- ZHSS243SS3
- ZHSS243PS3
- ZHSS243PVD3

- ZHSS243RPVD
- Radius profile

KEY FEATURES

- BS EN 1935 : 2002 Grade 13
- Grade 201 stainless steel
- 102 x 76 x 3mm

4	7	6	1	1	4	0	13
---	---	---	---	---	---	---	----

STANDARDS



FINISHES AVAILABLE



SS PS PVD



ZHSS232PVD

### ZHSS232

Stainless steel door hinge

PRODUCT CODES

- ZHSS232SS
- ZHSS232PS
- ZHSS232PVD


KEY FEATURES

- Grade 201 stainless steel
- 76 x 50 x 2mm

FINISHES AVAILABLE



SS PS PVD



### ZHSSDB243 / ZHSSDB243R

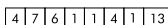
Dog bolt or security door hinge

PRODUCT CODES

- ZHSSDB243SS
  - ZHSSDB243RSS
- Radius profile

KEY FEATURES

- BS EN 1935 : 2002 Grade 13
- Grade 201 stainless steel
- 102 x 76 x 3mm



STANDARDS



FINISHES AVAILABLE



SS



ZHSS244PS

### ZHSS244

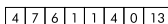
Grade 13 ball bearing hinge

PRODUCT CODES

- ZHSS244SS
- ZHSS244PS
- ZHSS244PVD

KEY FEATURES

- BS EN 1935 : 2002 Grade 13
- Grade 201 stainless steel
- 102 x 102 x 3mm



STANDARDS



FINISHES AVAILABLE



SS PS PVD



**ZHSSW232**

SS201 – Washered hinge

PRODUCT CODES

- ZHSSW232SS
- ZHSSW232PS

KEY FEATURES

- Grade 201 stainless steel
- 76 x 50 x 2mm

FINISHES AVAILABLE



SS PS



**ZHSSW243 / ZHSSW243R**


SS201 – Washered hinge

PRODUCT CODES

- ZHSSW243SS
  - ZHSSW243PS
  - ZHSSW243RS
  - ZHSSW243RP
- Radius profile

KEY FEATURES

- BS EN 1935 : 2002 Grade 7
- Grade 201 stainless steel
- 102 x 76 x 2mm



STANDARDS



**CE 1121**

FINISHES AVAILABLE



SS PS





## ZHSS352

Slim knuckle bearing hinge

### PRODUCT CODES

- ZHSS352SS
- ZHSS352PS
- ZHSS352PVD
- ZHSS352PVDPN\*
- ZHSS352PVDSN\*

### FINISHES AVAILABLE



### KEY FEATURES

- Grade 201 stainless steel
- 76 x 52 x 1.5mm

\* **COMING LATE 2019** – Please contact one of our friendly sales team to find out when this new finish will be in stock.



## ZHSS63

Slim knuckle bearing hinge

### PRODUCT CODES

- ZHSS63SS
- ZHSS63PS
- ZHSS63PVD
- ZHSS63PVDPN\*
- ZHSS63PVDSN\*

### FINISHES AVAILABLE



### KEY FEATURES

- Grade 201 stainless steel
- 102 x 63 x 2.5mm

\* **COMING LATE 2019** – Please contact one of our friendly sales team to find out when this new finish will be in stock.



ZHS32FB



## ZHS32

Steel door hinge

PRODUCT CODES

- ZHS32EB
- ZHS32CP
- ZHS32SC
- ZHS32FB
- ZHS32PCB
- ZHS32SN\*

FINISHES AVAILABLE



KEY FEATURES

- 76 x 50 x 2mm

\* **COMING LATE 2019** – Please contact one of our friendly sales team to find out when this new finish will be in stock.



ZHS43RSC



## ZHS43

Grade 11 Mild steel ball bearing hinge

PRODUCT CODES

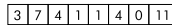
- ZHS43EB
- ZHS43CP
- ZHS43SC
- ZHS43FB
- ZHS43PCB
- ZHS43SN\*
- ZHS43REB\*
- ZHS43RCP\*
- ZHS43RSC\*
- ZHS43RFB\*
- ZHS43RPCB\*

STANDARDS



KEY FEATURES


- BS EN 1935 : 2002 Grade 11
- Grade 201 stainless steel
- 102 x 76 x 3mm




FINISHES AVAILABLE



\* **COMING LATE 2019** – Please contact one of our friendly sales team to find out when this new finish will be in stock.



ZHS43EB



ZHS43RCP



ZHS43FB



ZHS43RPCB



ZHS43SN\*



ZHRBL243SS – Left hand

## ZHRBL243 / ZHRBR243

Rising butt hinge

PRODUCT CODES

- ZHRBL243SS
- ZHRBR243SS

KEY FEATURES

- Grade 201 stainless steel
- 102 x 76 x 2.5mm
- 10 year mechanical guarantee

STANDARDS



FINISHES AVAILABLE

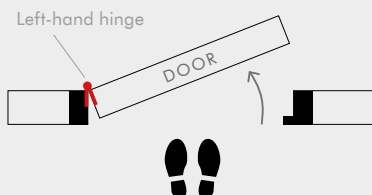
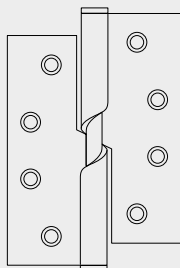


SS

### RISING BUTT HINGE HANDING GUIDE


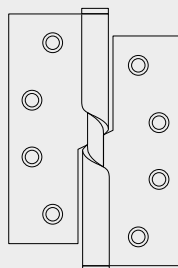
#### LEFT HAND RISING BUTT

- Stand **facing the door**
- The door **must open away from you**
- With the door hinged on the **left**



#### RIGHT HAND RISING BUTT

- Stand **facing the door**
- The door **must open away from you**
- With the door hinged on the **right**





PRSS243SS

**PRSS243 / PRSS243-3**

Double ball bearing hinge

PRODUCT CODES

- PRSS243SS
  - PRSS243PS
  - PRSS243S3
  - PRSS243P3
- Pair and a half

KEY FEATURES

- BS EN 1935 : 2002 Grade 13
- Grade 201 stainless steel
- 102 x 76 x 3mm

4	7	6	1	1	4	0	13
---	---	---	---	---	---	---	----

STANDARDS



FINISHES AVAILABLE



ZSHPC

**ZSHP**

Spring hinge plus slave pack

PRODUCT CODES

- ZSHPCP
- ZSHPC

KEY FEATURES

- 2 spring + 1 unsprung hinge
- 3.5" x 3.5" x 2.5mm

FINISHES AVAILABLE





### VSPS01

Square pivot hinge set

PRODUCT CODES

- VSPS01

KEY FEATURES

- Grade 304 stainless steel
- Designed to allow the door to open outwards in the case of an emergency
- Use with VSER01 – Pivot emergency release door stop
- Maximum door weight 80kg

FINISHES AVAILABLE



### VSER01

Pivot emergency release door stop

PRODUCT CODES

- VSER01

KEY FEATURES

- Grade 304 stainless steel
- Designed to allow the door to open outwards in the case of an emergency
- Use with VSPS01 – Square pivot hinge set

FINISHES AVAILABLE



## A BRIEF GUIDE TO HINGES

### FACTORS TO CONSIDER

- Is it a fire, smoke or emergency escape door?
- The size and weight of the door?
- Is it an internal or external door; is it near the coast or in a swimming pool?
- Is it to be used in an office environment with minimal use or for higher volume traffic such as a hospital, school or shopping centre?
- Is there any other door hardware to be fitted that may affect performance (ie door closer, door stops).

### FORCES OPERATING ON A DOOR

There are two main forces that the hinge has to cope with. The vertical load; and, as hinged doors are side-hung, the horizontal or lateral load.

- The **vertical load** is a direct result of the gross door weight.
- The **horizontal load** is created by:
  - The door weight
  - The door height to width ratio
  - Where the hinges are positioned.

The wider the door is in relation to its height, the greater the side load that the hinges and their fixings have to support.

### ADJUSTED DOOR WEIGHT

Hinge specification is also determined by the adjusted door weight. We recommend wherever possible to refer to the actual weight supplied by the door manufacturer.

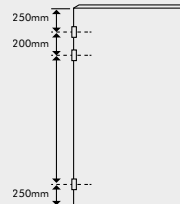
Adjusted door weight calculation table			= Adjusted door weight
Actual door weight	Doors of excess width, please refer to Side Loading Calculation table		
	Door Closer	+20%	
	Door Closer (backcheck)	+75%	
	Extra Heavy Use Light Use	+10% -10%	

### LOCATING THE HINGES

- It is usual for at least three hinges to be fitted on doors; their positioning is determined by the size, weight and construction of the door and its intended use.
- The most common fixing positions are shown here:

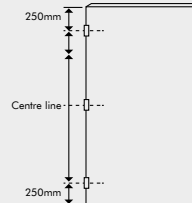
#### • Fig.1 STANDARD DOORS

The standard positioning when fitting three hinges to a door. This gives the most effective load bearing capability.



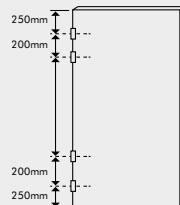
#### • Fig.2 LIGHTWEIGHT DOORS

Three hinges may be fitted as shown. On doors subject to warping (such as glazed doors), fit a third hinge at the centre of the door.



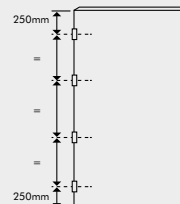
#### • Fig.3 HEAVY DOORS

When load bearing is the prime consideration, fit four hinges as shown.



#### • Fig.4 TALL DOORS (OVER 2100MM)

On all door or those which are particularly subject to warping (such as glazed doors) fit four hinges equally spaced, as shown.



**HINGES FOR USE WITH DOORS OF EXCESS WIDTHS**

Wider doors obviously increase the pressure and bending moment exerted on the hinge. This must be allowed for by reduction in the maximum mass of the door leaf supported by each grade of hinge.

The factors by which the door mass has to be adjusted for excessive widths of door are calculated by dividing the door height by its width. For a factor of 2 or greater, no allowance has to be made. When the factor is less than 2, the door mass has to be increased by the value required to bring the factor to 2 expressed as a percentage. These percentages are shown in the side loading calculations table shown here.

SIDE LOADING CALCULATIONS			
Door Size		Factor	Normal increase of mass of door leaf %
Door Height mm	Door Width mm		
2000	1000	2.0	0
2000	1050	1.9	10
2000	1100	1.82	18
2000	1150	1.74	26
2000	1200	1.66	33
2000	1250	1.6	40

**ADDITIONAL ACCESSORIES**

- SPS01 Spare screw pack to suit ZHS43EB – No.10 x 32mm (8 pack)
- SPS02 Spare screw pack to suit ZHS43CP – No.10 x 32mm (8 pack)
- SPS03 Spare screw pack to suit ZHS43FB – No.10 x 32mm (8 pack)
- SPS04 Spare screw pack to suit ZHS43PCB – No.10 x 32mm (8 pack)
- SPS05 Spare screw pack to suit ZHS43SC – No.10 x 32mm (8 pack)
- SPS06 Spare screw pack to suit ZHS32EB – No.10 x 32mm (6 pack)
- SPS07 Spare screw pack to suit ZHS32CP – No.8 x 25mm (6 pack)
- SPS08 Spare screw pack to suit ZHS32FB – No.8 x 25mm (6 pack)
- SPS09 Spare screw pack to suit ZHS32PCB – No.8 x 25mm (6 pack)
- SPS10 Spare screw pack to suit ZHS32SC – No.8 x 25mm (6 pack)
- SPS12 Spare screw pack to suit ZHSS232S – No.8 x 25mm (6 pack)
- SPS13 Spare screw pack to suit ZHSS243/43 inc washers – No.10 x 32mm (pack of 16)
- SPS14 Spare screw pack to suit ZHSS243PVD – No.10 x 32mm (8 pack)
- SPS15 Spare screw pack to suit ZHSS243P – No.10 x 32mm (8 pack)

A range which comprises of single, double & turn cylinders with euro & oval bodies. Keyed to differ, keyed alike or master keyed versions are available.



Break-off system

Adjustable CAM



**FEATURED PRODUCT**  
**V5EP45SCE**

**DID YOU KNOW ...**

**WE OFFER OUR OWN BESPOKE IN-HOUSE CYLINDER KEYING SERVICE? SEE PAGES 324-325 FOR MORE DETAILS.**





V5EP45SPB



V5EP45SPC

## V5EP40S – 70S

Euro single cylinders

### PRODUCT CODES

- V5EP40SPB
- V5EP40SPC
- V5EP40SSC
- V5EP45SPB
- V5EP45SPC
- V5EP45SSC
- V5EP45SBK
- V5EP50SPB
- V5EP50SPC
- V5EP50SSC
- V5EP55SPB
- V5EP55SPC
- V5EP55SSC
- V5EP60SPB
- V5EP60SPC
- V5EP60SSC
- V5EP65SPB
- V5EP65SPC
- V5EP65SSC
- V5EP70SPB
- V5EP70SPC
- V5EP70SSC

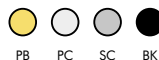
### STANDARDS



### KEY FEATURES

- BS EN 1303
- BS EN 1634-1
- Anti-drill cylinder
- Anti-pick cylinder
- Break-off system
- Adjustable cam
- Available as:
  - Body only
  - Key to differ (E)
  - Keyed alike (KA)
  - Master keyed (MK)

### FINISHES AVAILABLE



V5EP80DSC



V5EP80DBK

## V5EP60D – 100D

Euro double cylinders

### PRODUCT CODES

- V5EP60DPB
- V5EP60DPC
- V5EP60DSC
- V5EP60DBK
- V5EP70DPB
- V5EP70DPC
- V5EP70DSC
- V5EP70DBK
- V5EP80DPB
- V5EP80DPC
- V5EP80DSC
- V5EP80DBK
- V5EP90DPB
- V5EP90DPC
- V5EP90DSC
- V5EP90DBK
- V5EP100DPB
- V5EP100DPC
- V5EP100DSC
- V5EP100DBK

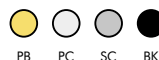
### STANDARDS



### KEY FEATURES

- BS EN 1303
- BS EN 1634-1
- Anti-drill cylinder
- Anti-pick cylinder
- Break-off system
- Available as:
  - Body only
  - Key to differ (E)
  - Keyed alike (KA)
  - Master keyed (MK)

### FINISHES AVAILABLE



## V5EP3040D – 4555D

Euro double offset cylinders



V5EP3545DPB



V5EP3555DSC



V5EP4060DPC

### PRODUCT CODES

- V5EP3040DPB
- V5EP3040DPC
- V5EP3040DSC
- V5EP3050DPB
- V5EP3050DPC
- V5EP3050DSC
- V5EP3070DPB
- V5EP3070DPC
- V5EP3070DSC
- V5EP3540DPB
- V5EP3540DPC
- V5EP3540DSC
- V5EP3545DPB
- V5EP3545DPC
- V5EP3545DSC
- V5EP3550DPB
- V5EP3550DPC
- V5EP3550DSC
- V5EP3555DPB
- V5EP3555DPC
- V5EP3555DSC
- V5EP4045DPB
- V5EP4045DPC
- V5EP4045DSC
- V5EP4050DPB
- V5EP4050DPC
- V5EP4050DSC
- V5EP4055DPB
- V5EP4055DPC
- V5EP4055DSC
- V5EP4060DPB
- V5EP4060DPC
- V5EP4060DSC
- V5EP4550DPB
- V5EP4550DPC
- V5EP4550DSC
- V5EP4555DPB
- V5EP4555DPC
- V5EP4555DSC

### STANDARDS



### KEY FEATURES

- BS EN 1303
- BS EN 1634-1
- Anti-drill cylinder
- Anti-pick cylinder
- Break-off system
- Available as:
  - Body only
  - Key to differ (E)
  - Keyed alike (KA)
  - Master keyed (MK)

### FINISHES AVAILABLE



PB PC SC



V5EP70CTBK

## V5EP60CT – 100CT

Euro cylinder & turns

### PRODUCT CODES

- V5EP60CTPB
- V5EP60CTPC
- V5EP60CTSC
- V5EP60CTBK
- V5EP70CTPB
- V5EP70CTPC
- V5EP70CTSC
- V5EP70CTBK
- V5EP80CTPB
- V5EP80CTPC
- V5EP80CTSC
- V5EP80CTBK
- V5EP90CTPB
- V5EP90CTPC
- V5EP90CTSC
- V5EP90CTBK
- V5EP100CTPB
- V5EP100CTPC
- V5EP100CTSC
- V5EP100CTBK

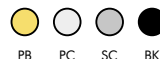
### STANDARDS



### KEY FEATURES

- BS EN 1303
- BS EN 1634-1
- Anti-drill cylinder
- Anti-pick cylinder
- Break-off system
- Available as:
  - Body only
  - Key to differ (E)
  - Keyed alike (KA)
  - Master keyed (MK)

### FINISHES AVAILABLE



V5EP70CBLSC

## V5EP70CBL

70mm euro turn & coin release bathroom cylinder

### PRODUCT CODES

- V5EP70CBLPB
- V5EP70CBLPC
- V5EP70CBLSC

### STANDARDS



### KEY FEATURES

- BS EN 1303
- BS EN 1634-1
- Anti-drill cylinder
- Anti-pick cylinder
- Break-off system

### FINISHES AVAILABLE





V5EP40STPB

**V5EP40ST – 55ST**

Euro single – turn only

## PRODUCT CODES

- V5EP40STPB
- V5EP40STPC
- V5EP40STSC
- V5EP45STPB
- V5EP45STPC
- V5EP45STSC
- V5EP50STPB
- V5EP50STPC
- V5EP50STSC
- V5EP55STPB
- V5EP55STPC
- V5EP55STSC

## STANDARDS



## KEY FEATURES

- BS EN 1634-1

## FINISHES AVAILABLE



PB PC SC



V5EP70TTSC

**V5EP60TT – 80TT**

Euro double turn cylinders

## PRODUCT CODES

- V5EP60TTPB
- V5EP60TTPC
- V5EP60TTSC
- V5EP70TTPB
- V5EP70TTPC
- V5EP70TTSC
- V5EP80TTPB
- V5EP80TTPC
- V5EP80TTSC

## STANDARDS



## KEY FEATURES

- BS EN 1634-1

## FINISHES AVAILABLE



PB PC SC

**V5EP3545CT – 6040CT**

Euro offset cylinder & turns



V5EP4535CTSC



V5EP4555CTPC

PRODUCT CODES

- V5EP3040CTPB
- V5EP3040CTPC
- V5EP3040CTSC
- V5EP3050CTPB
- V5EP3050CTPC
- V5EP3050CTSC
- V5EP3070CTPB
- V5EP3070CTPC
- V5EP3070CTSC
- V5EP3540CTPB
- V5EP3540CTPC
- V5EP3540CTSC
- V5EP3545CTPB
- V5EP3545CTPC
- V5EP3545CTSC
- V5EP3555CTPB
- V5EP3555CTPC
- V5EP3555CTSC
- V5EP4030CTPB
- V5EP4030CTPC
- V5EP4030CTSC
- V5EP4035CTPB
- V5EP4035CTPC
- V5EP4035CTSC
- V5EP4045CTPB
- V5EP4045CTPC
- V5EP4045CTSC
- V5EP4050CTPB
- V5EP4050CTPC
- V5EP4050CTSC
- V5EP4060CTPB
- V5EP4060CTPC
- V5EP4060CTSC
- V5EP4535CTPB
- V5EP4535CTPC
- V5EP4535CTSC
- V5EP4540CTPB
- V5EP4540CTPC
- V5EP4540CTSC
- V5EP4555CTPB
- V5EP4555CTPC
- V5EP4555CTSC

PRODUCT CODES

- V5EP5030CTPB
- V5EP5030CTPC
- V5EP5030CTSC
- V5EP5040CTPB
- V5EP5040CTPC
- V5EP5040CTSC
- V5EP5545CTPB
- V5EP5545CTPC
- V5EP5545CTSC
- V5EP6040CTPB
- V5EP6040CTPC
- V5EP6040CTSC
- V5EP7030CTPB
- V5EP7030CTPC
- V5EP7030CTSC

STANDARDS



KEY FEATURES

- BS EN 1303
- BS EN 1634-1
- Anti-drill cylinder
- Anti-pick cylinder
- Break-off system
- Available as:
  - Body only
  - Key to differ (E)
  - Keyed alike (KA)
  - Master keyed (MK)

FINISHES AVAILABLE





V5EPCR80PC

## V5EPCR70 – CR80

Euro classroom cylinder & turns

PRODUCT CODES

- V5EPCR70PB
- V5EPCR70PC
- V5EPCR70SC
- V5EPCR80PB
- V5EPCR80PC
- V5EPCR80SC

STANDARDS



KEY FEATURES

- BS EN 1303
- BS EN 1634-1
- Anti-drill cylinder
- Anti-pick cylinder
- Break-off system

FINISHES AVAILABLE



PB PC SC



V5RMC20PC

## V5RMC20 / V5TRC20

Rim & threaded rim cylinder bodies

PRODUCT CODES

- V5RMC20PB
- V5RMC20PC
- V5RMC20SC
- V5RMC20BK
- Rim cylinder
- V5TRC20PB
- V5TRC20PC
- V5TRC20SC
- Threaded cylinder

STANDARDS



KEY FEATURES

- BS EN 1303
- BS EN 1634-1
- Anti-drill cylinder
- Anti-pick cylinder
- Available as:
  - Body only
  - Key to differ (E)
  - Keyed alike (KA)
  - Master keyed (MK)

FINISHES AVAILABLE



PB PC SC BK

**V5EP – MK1**

Stock suite – Master system 1



V5EP80DPBMK1

PRODUCT CODES

- V5EP45SPBMK1
- V5EP45SPCMK1
- V5EP45SSCMK1
- V5EP60DPBMK1
- V5EP60DPCMK1
- V5EP60DSCMK1
- V5EP70DPBMK1
- V5EP70DPCMK1
- V5EP70DSCMK1
- V5EP80DPBMK1
- V5EP80DPCMK1
- V5EP80DSCMK1
- V5EP60CTPBK1
- V5EP60CTPCMK1
- V5EP60CTSCMK1
- V5EP70CTPBK1
- V5EP70CTPCMK1
- V5EP70CTSCMK1
- V5EP80CTPBK1
- V5EP80CTPCMK1
- V5EP80CTSCMK1
- V5RMC20PBK1
- V5RMC20PCMK1
- V5RMC20SCMK1

STANDARDS



KEY FEATURES

- BS EN 1303
- BS EN 1634-1
- Anti-drill cylinder
- Anti-pick cylinder
- Break-off system
- Stamped for ease of re-ordering

FINISHES AVAILABLE



PB PC SC

**V5EP – MK2**

Stock suite – Master system 2



V5EP80CTSCMK2

PRODUCT CODES

- V5EP45SSCMK2
- V5EP60DSCMK2
- V5EP70DSCMK2
- V5EP80DSCMK2
- V5EP60CTSCMK2
- V5EP70CTSCMK2
- V5EP80CTSCMK2
- V5RMC20SCMK2

STANDARDS



KEY FEATURES

- BS EN 1303
- BS EN 1634-1
- Anti-drill cylinder
- Anti-pick cylinder
- Break-off system
- Stamped for ease of re-ordering

FINISHES AVAILABLE



SC

V5



V5EP80DPCKA11

## V5EP – KA11

Stock suite – Keyed alike cylinders

### PRODUCT CODES

- V5EP40SSCKA11
- V5EP45SPBKA11
- V5EP45SPCKA11
- V5EP45SSCKA11
- V5EP60DPBKA11
- V5EP60DPCKA11
- V5EP60DSCKA11
- V5EP70DPBKA11
- V5EP70DPCKA11
- V5EP70DSCKA11
- V5EP80DPBKA11
- V5EP80DPCKA11
- V5EP80DSCKA11
- V5EP60CTPBKA11
- V5EP60CTPCKA11
- V5EP60CTSCKA11
- V5EP70CTPBKA11
- V5EP70CTPCKA11
- V5EP70CTSCKA11
- V5EP80CTPBKA11
- V5EP80CTPCKA11
- V5EP80CTSCKA11
- V5RMC20PBKA11
- V5RMC20PCKA11
- V5RMC20SCKA11
- V5RTC20SCKA11

### STANDARDS



### KEY FEATURES

- BS EN 1303
- BS EN 1634-1
- Anti-drill cylinder
- Anti-pick cylinder
- Break-off system

### FINISHES AVAILABLE



PB PC SC



## ADDITIONAL ACCESSORIES

- V51000 Bottom pin no. 0 (1000 pcs)
- V51001 Bottom pin no. 1 (1000 pcs)
- V51002 Bottom pin no. 2 (1000 pcs)
- V51003 Bottom pin no. 3 (1000 pcs)
- V51004 Bottom pin no. 4 (1000 pcs)
- V51005 Bottom pin no. 5 (1000 pcs)
- V51006 Bottom pin no. 6 (1000 pcs)
- V51007 Bottom pin no. 7 (1000 pcs)
- V51020 Master pin no. 2 (1000 pcs)
- V51030 Master pin no. 3 (1000 pcs)
- V51040 Master pin no. 4 (1000 pcs)
- V51050 Master pin no. 5 (1000 pcs)
- V51060 Master pin no. 6 (1000 pcs)
- V51070 Master pin no. 7 (1000 pcs)
- V51080 Master pin no. 8 (1000 pcs)
- V51100 Springs (1000 pcs)
- V51200 Grub screw (1000 pcs)
- V51300 Grub screw rim (1000 pcs)
- V51400 Small top pin (1000 pcs)
- V51500 Large top pin (1000 pcs)
- V51600 Mushroom pin (1000 pcs)



DLTPC



DTPB



STSC



OLDSTSC

## ACCESSORIES

To suit all V5EP and V5OP products

### DLT

Disabled large turn to suit cylinder

PRODUCT CODES

- DLTPB
- DLTPC
- DLTSC

### DT

Designer turn to suit cylinder

PRODUCT CODES

- DTPB
- DTPC
- DTSC

### ST

Standard turn to suit cylinder

PRODUCT CODES

- STPB
- STPC
- STSC

### OLDST

Standard turn to suit cylinder

PRODUCT CODES

- OLDSTPB
- OLDSTPC
- OLDSTSC

FINISHES AVAILABLE



PB PC SC



V5DK

## ACCESSORIES

To suit all V5EP and V5OP products

### V5MK

Master key & sub master key

PRODUCT CODES

- V5MK
- V5MK1 – (To suit MK1 stock suite – master key only)
- V5MK2 – (To suit MK2 stock suite – master key only)

### V5DK

Differ key

PRODUCT CODES

- V5DK



V5KB

### V5KB

5 pin square key blanks

PRODUCT CODES

- V5KB

### V51700

Cylinder retaining screws

PRODUCT CODES

- V51700EB – 64mm
- V51700NP – 64mm

### V5KR

Key rings (per 100 No.)

PRODUCT CODES

- V5KR



V5KR



V5OP45SPB

## V5OP45S

45mm oval single

PRODUCT CODES

- V5OP40SPB
- V5OP40SSC
- V5OP45SPB
- V5OP45SSC



V5OP60DSC

## V5OP60D / 70D / 80D

60, 70 & 80mm oval double

PRODUCT CODES

- V5OP60DPB
- V5OP60DSC
- V5OP70DPB
- V5OP70DSC
- V5OP80DPB
- V5OP80DSC



V5OP60CTSC

## V5OP60CT / 70CT / 80CT

60, 70 & 80mm oval cylinder & turns

PRODUCT CODES

- V5OP60CTPB
- V5OP60CTSC
- V5OP70CTPB
- V5OP70CTSC
- V5OP80CTPB
- V5OP80CTSC

KEY FEATURES

- BS EN 1303
- BS EN 1634-1
- Anti-drill cylinder
- Anti-pick cylinder

STANDARDS



FINISHES AVAILABLE



PB SC



V5OPSOI-31SC

### V5OPSOI-31

31mm Scandinavian oval cylinder (inner)

PRODUCT CODES

- V5OPSOI-31PB
- V5OPSOI-31SC



V5OPSOO-31PB

### V5OPSOO-31

31mm Scandinavian oval cylinder (outer)

PRODUCT CODES

- V5OPSOO-31PB
- V5OPSOO-31SC

KEY FEATURES

- BS EN 1303
- BS EN 1634-1
- Anti-drill cylinder
- Anti-pick cylinder

STANDARDS



FINISHES AVAILABLE





# BESPOKE CYLINDER KEYING SERVICE

MASTER KEY SYSTEMS CAN BE BUILT BESPOKE  
AS PER BUILDING REQUIREMENTS FROM  
EXCEL FILES, FLOOR PLANS OR SITE SURVEYS

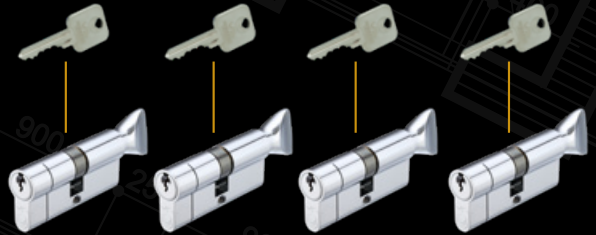


GET IN TOUCH WITH OUR DEDICATED CYLINDERS TEAM TO DISCUSS  
YOUR BESPOKE REQUIREMENTS CALL: **01228 673501** OR  
EMAIL: **CYLINDERSALES@ZOO-HARDWARE.CO.UK**

# OUR BESPOKE CYLINDER KEYING SERVICE OFFERS THE FOLLOWING KEYING SYSTEMS TO SUIT YOUR REQUIREMENTS:

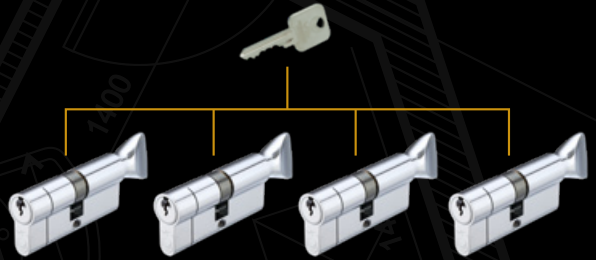
## KEYED TO DIFFER

EACH LOCK IS OPENED BY ITS OWN UNIQUE KEY, WHICH DOES NOT OPEN ANY OTHER LOCK.



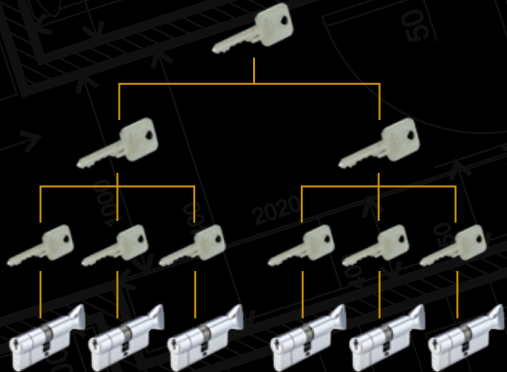
## KEYED ALIKE

ALL CYLINDERS IN THE SET ARE OPENED BY THE SAME KEY, THIS OPTION PROVIDES SAME KEY CONVENIENCE AND ELIMINATES THE NEED FOR MULTIPLE KEYS WHERE NUMEROUS CYLINDERS ARE USED.




## UNDER MASTER KEY

WHERE ALL CYLINDER LOCKS ARE OPENED BY A SINGLE MASTER KEY THEN EACH OF THE CYLINDER LOCKS ARE OPENED BY THEIR OWN KEY, OFTEN REFERRED TO AS THE SLAVE, CHANGE OR DIFFER KEYS.



The V10 is a range of restricted 10-pin cylinders certified with the BS EN 1303 Cylinder security grade 2. Available in a wide range of sizes, styles and functions, these cylinders are suitable for both domestic and commercial use.



**FEATURED PRODUCT**  
**V10EP46SPC**

**DID YOU KNOW ...**

**WE OFFER OUR OWN BESPOKE IN-HOUSE CYLINDER KEYING SERVICE? SEE PAGES 324-325 FOR MORE DETAILS.**



**V10EP42S – 55S**

V10 euro single cylinders



V10EP46SPC

PRODUCT CODES

- V10EP42SPB
- V10EP42SPC
- V10EP42SSC
- V10EP46SPB
- V10EP46SPC
- V10EP46SSC
- V10EP50SPB
- V10EP50SPC
- V10EP50SSC
- V10EP55SPB
- V10EP55SPC
- V10EP55SSC

STANDARDS



KEY FEATURES

- BS EN 1303
- Anti-drill cylinder
- Anti-pick cylinder
- Adjustable cam
- Available as:
  - Body only
  - Key to differ (E)
  - Keyed alike (KA)
  - Master keyed (MK)
- Stamped for ease of re-ordering

FINISHES AVAILABLE



**V10EP64D – 100D**

V10 euro double cylinders



V10EP100DSC

PRODUCT CODES

- V10EP64DPB
- V10EP64DPC
- V10EP64DSC
- V10EP70DPB
- V10EP70DPC
- V10EP70DSC
- V10EP80DPB
- V10EP80DPC
- V10EP80DSC
- V10EP90DPB
- V10EP90DPC
- V10EP90DSC
- V10EP100DPB
- V10EP100DPC
- V10EP100DSC

STANDARDS



KEY FEATURES

- BS EN 1303
- Anti-drill cylinder
- Anti-pick cylinder
- Available as:
  - Body only
  - Key to differ (E)
  - Keyed alike (KA)
  - Master keyed (MK)
- Stamped for ease of re-ordering

FINISHES AVAILABLE





V10EP3240DPC



V10EP3240DPB

## V10EP3270D – 4555D

V10 euro double offset cylinders

### PRODUCT CODES

- V10EP3240DPB
- V10EP3240DPC
- V10EP3240DSC
- V10EP3250DPB
- V10EP3250DPC
- V10EP3250DSC
- V10EP3270DPB
- V10EP3270DPC
- V10EP3270DSC
- V10EP3540DPB
- V10EP3540DPC
- V10EP3540DSC
- V10EP3545DPB
- V10EP3545DPC
- V10EP3545DSC
- V10EP3550DPB
- V10EP3550DPC
- V10EP3550DSC
- V10EP3555DPB
- V10EP3555DPC
- V10EP3555DSC
- V10EP4045DPB
- V10EP4045DPC
- V10EP4045DSC
- V10EP4050DPB
- V10EP4050DPC
- V10EP4050DSC
- V10EP4055DPB
- V10EP4055DPC
- V10EP4055DSC
- V10EP4060DPB
- V10EP4060DPC
- V10EP4060DSC
- V10EP4550DPB
- V10EP4550DPC
- V10EP4550DSC
- V10EP4555DPB
- V10EP4555DPC
- V10EP4555DSC

### STANDARDS



### KEY FEATURES

- BS EN 1303
- Anti-drill cylinder
- Anti-pick cylinder
- Available as:
  - Body only
  - Key to differ (E)
  - Keyed alike (KA)
  - Master keyed (MK)
- Stamped for ease of re-ordering

### FINISHES AVAILABLE



PB PC SC



V10EP70CTSC

### V10EP64CT – 100CT

V10 euro cylinder & turn

PRODUCT CODES

- V10EP64CTPB
- V10EP64CTPC
- V10EP64CTSC
- V10EP70CTPB
- V10EP70CTPC
- V10EP70CTSC
- V10EP80CTPB
- V10EP80CTPC
- V10EP80CTSC
- V10EP90CTPB
- V10EP90CTPC
- V10EP90CTSC
- V10EP100CTPB
- V10EP100CTPC
- V10EP100CTSC

STANDARDS



KEY FEATURES

- BS EN 1303
- Anti-drill cylinder
- Anti-pick cylinder
- Available as:
  - Body only
  - Key to differ (E)
  - Keyed alike (KA)
  - Master keyed (MK)
- Stamped for ease of re-ordering

FINISHES AVAILABLE



PB PC SC



V10EP70CRRPB

### V10 CLASSROOM CYLINDER & TURN

V10 euro cylinder & turn

PRODUCT CODES

- V10EP70CRRPB
- V10EP70CRRPC
- V10EP70CRRSC
- 70mm (Right)
- V10EP70CRLPB
- V10EP70CRLPC
- V10EP70CRLSC
- 70mm (Left)
- V10EP80CRRPB
- V10EP80CRRPC
- V10EP80CRRSC
- 80mm (Right)
- V10EP80CRLPB
- V10EP80CRLPC
- V10EP80CRLSC
- 80mm (Left)

STANDARDS



KEY FEATURES

- BS EN 1303
- Anti-drill cylinder
- Anti-pick cylinder
- Available as:
  - Body only
  - Key to differ (E)
  - Keyed alike (KA)
  - Master keyed (MK)
- Stamped for ease of re-ordering

FINISHES AVAILABLE



PB PC SC



V10EP5045CTPB



V10EP5045CTPC

## V10EP3240CT – 6040CT

V10 euro offset cylinder & turn

### PRODUCT CODES

- V10EP3240CTPB
- V10EP3240CTPC
- V10EP3240CTSC
- V10EP3545CTPB
- V10EP3545CTPC
- V10EP3545CTSC
- V10EP4032CTPB
- V10EP4032CTPC
- V10EP4032CTSC
- V10EP4050CTPB
- V10EP4050CTPC
- V10EP4050CTSC
- V10EP4060CTPB
- V10EP4060CTPC
- V10EP4060CTSC
- V10EP4535CTPB
- V10EP4535CTPC
- V10EP4535CTSC
- V10EP4550CTPB
- V10EP4550CTPC
- V10EP4550CTSC
- V10EP4555CTPB
- V10EP4555CTPC
- V10EP4555CTSC
- V10EP5040CTPB
- V10EP5040CTPC
- V10EP5040CTSC
- V10EP5045CTPB
- V10EP5045CTPC
- V10EP5045CTSC
- V10EP5545CTPB
- V10EP5545CTPC
- V10EP5545CTSC
- V10EP6040CTPB
- V10EP6040CTPC
- V10EP6040CTSC

### STANDARDS



### KEY FEATURES

- BS EN 1303
- Anti-drill cylinder
- Anti-pick cylinder
- Available as:
  - Body only
  - Key to differ (E)
  - Keyed alike (KA)
  - Master keyed (MK)
- Stamped for ease of re-ordering

### FINISHES AVAILABLE



PB PC SC



V10RCM20PC

### V10RCM20

V10 universal rim cylinder

**PRODUCT CODES**

- V10RCM20PB
- V10RCM20PC
- V10RCM20SC

**KEY FEATURES**

- BS EN 1303
- Anti-drill cylinder
- Anti-pick cylinder
- Available as:
  - Body only
  - Key to differ (E)
  - Keyed alike (KA)
  - Master keyed (MK)

**STANDARDS**



**FINISHES AVAILABLE**



### V10OP42S – 46S

V10 UK oval single cylinder



V10OP42SPB

**PRODUCT CODES**

- V10OP42SPB
- V10OP42SPC
- V10OP42SSC
- V10OP46SPB
- V10OP46SPC
- V10OP46SSC

**KEY FEATURES**

- BS EN 1303
- Anti-drill cylinder
- Anti-pick cylinder
- Available as:
  - Body only
  - Key to differ (E)
  - Keyed alike (KA)
  - Master keyed (MK)
- Stamped for ease of re-ordering

**STANDARDS**



**FINISHES AVAILABLE**



## V10OP64D – 80D

V10 UK oval double cylinder



V10OP64DPB

**PRODUCT CODES**

- V10OP64DPB
- V10OP64DPC
- V10OP64DSC
- V10OP70DPB
- V10OP70DPC
- V10OP70DSC
- V10OP80DPB
- V10OP80DPC
- V10OP80DSC

**FINISHES AVAILABLE**



PB PC SC

**STANDARDS**



**KEY FEATURES**

- BS EN 1303
- Anti-drill cylinder
- Anti-pick cylinder
- Available as:
  - Body only
  - Key to differ (E)
  - Keyed alike (KA)
  - Master keyed (MK)
- Stamped for ease of re-ordering

## V10OP64CT – 80CT

V10 UK oval cylinder & turn



V10OP70CTPC

**PRODUCT CODES**

- V10OP64CTPB
- V10OP64CTPC
- V10OP64CTSC
- V10OP70CTPB
- V10OP70CTPC
- V10OP70CTSC
- V10OP80CTPB
- V10OP80CTPC
- V10OP80CTSC

**FINISHES AVAILABLE**



PB PC SC

**STANDARDS**



**KEY FEATURES**

- BS EN 1303
- Anti-drill cylinder
- Anti-pick cylinder
- Available as:
  - Body only
  - Key to differ (E)
  - Keyed alike (KA)
  - Master keyed (MK)
- Stamped for ease of re-ordering



V10OPSOI31PB

### V10OPSOI31

31mm Scandinavian oval cylinder (inner)

PRODUCT CODES

- V10OPSOI31PB
- V10OPSOI31SC

### V10OPSO31

31mm Scandinavian oval cylinder (outer)

PRODUCT CODES

- V10OPSO31PB
- V10OPSO31SC



V10OPSO31PB

KEY FEATURES

- BS EN 1303
- Anti-drill cylinder
- Anti-pick cylinder
- Available as:
  - Body only
  - Key to differ (E)
  - Keyed alike (KA)
  - Master keyed (MK)

STANDARDS



FINISHES AVAILABLE



## V10 – KA31

Stock suite – Keyed alike cylinders



V10EP64DPBKA31



V10EP64CTSCKA31

### PRODUCT CODES

- V10EP42SPBKA31
- V10EP42SPCKA31
- V10EP42SSCKA31
- V10EP46SPBKA31
- V10EP46SPCKA31
- V10EP46SSCKA31
- V10EP64DPBKA31
- V10EP64DPCKA31
- V10EP64DSCKA31
- V10EP70DPBKA31
- V10EP70DPCKA31
- V10EP70DSCKA31
- V10EP80DPBKA31
- V10EP80DPCKA31
- V10EP80DSCKA31
- V10EP64CTPBKA31
- V10EP64CTPCKA31
- V10EP64CTSCKA31
- V10EP70CTPBKA31
- V10EP70CTPCKA31
- V10EP70CTSCKA31
- V10EP80CTPBKA31
- V10EP80CTPCKA31
- V10EP80CTSCKA31
- V10RMC20PBKA31
- V10RMC20PCKA31
- V10RMC20SCKA31

### STANDARDS



### KEY FEATURES

- BS EN 1303
- BS EN 1634-1
- Anti-drill cylinder
- Anti-pick cylinder
- Stamped for ease of re-ordering

### FINISHES AVAILABLE



PB PC SC





DLTPC



DTPB



STSC



OLDSTSC

## ACCESSORIES

To suit all V10EP and V10OP products

### DLT

Disabled large turn to suit cylinder

PRODUCT CODES

- DLTPB
- DLTPC
- DLTSC

### DT

Designer turn to suit cylinder

PRODUCT CODES

- DTPB
- DTPC
- DTSC

### ST

Standard turn to suit cylinder

PRODUCT CODES

- STPB
- STPC
- STSC

### OLDST

Standard turn to suit cylinder

PRODUCT CODES

- OLDSTPB
- OLDSTPC
- OLDSTSC

FINISHES AVAILABLE



PB PC SC

**ADDITIONAL ACCESSORIES**

- V10RGS V10 Rim cylinder grub screws
- V105X6GS V10 M3 5 x 6mm (grub screws for cylinders)
- V10ROS V10 Rim oval springs
- V10ES V10 Euro springs
- V10ROTP V10 Rim / oval top pins
- V10ETP V10 Euro top pins
- V10EMP V10 Euro mushroom pins
- V10PP6 V10 Plug pin 6
- V10PP5 V10 Plug pin 5
- V10PP4 V10 Plug pin 4
- V10PP3 V10 Plug pin 3
- V10PP2 V10 Plug pin 2
- V10PP1 V10 Plug pin 1
- V10MP5 V10 Master pin 5
- V10MP4 V10 Master pin 4
- V10MP3 V10 Master pin 3
- V10MP2 V10 Master pin 2
- V10MP1 V10 Master pin 1

# DDA, BS8300, Approved Document M & The Equality Act

**The Disability Discrimination Act (DDA) works to protect people with disabilities – including blind and partially sighted people – from discrimination.**

In 2010, the DDA was replaced with the Equality Act in England, Scotland and Wales. Specifically, the DDA now applies in Northern Ireland only.

A common misconception is that Architectural Hardware needs to be designed to be DDA compliant, strictly speaking, elements originally covered by the DDA are now covered in the Equality Act (EA) 2010 which incorporated (and repealed) the DDA.

This means that the Equality Act therefore renders the term 'DDA compliant' obsolete.

## **Operating forces of doors when installed with overhead door closers:**

UK Fire resistant doors are required to achieve a minimum closing force of between **18 & 26 Newton Metres (Size 3 in accordance with BS EN1154:1997)**.

DDA / Equality Act / BS8300 states that the opening force be no more than 30 N from 0° (closed position) to 30° open.

## **Specific opening forces of Vier adjustable power door closers:**

The **VDC0025** product is supplied pre set at Size 3 - by adjusting the spring power down by 1.5 turns the closer will achieve a reduced closing force that is still in accordance with Size 3 –

Due to the efficiency of the closers the opening forces are less than 30 Newtons on a minimum door width of 905mm.

The **VDC0024** product is supplied pre set at Size 3 –

Due to the efficiency of the closers the opening forces are less than 30 Newtons on a minimum door width of 895mm.

---

**Note: These opening forces are according to specific controlled Test Lab Data. However other installed hardware may affect the force readings – Additional friction on hinges or door seals installed may affect the opening forces.**

### BS EN 1906 classifies door furniture by using an 8 digit coding system.

A similar classification applies to all building hardware product standards so that complementary items of hardware can be specified to, for instance, a common level of corrosion resistance, category of use, etc. Each digit refers to a particular feature of the product measured against the standards performance requirements.

#### Digit 1 – Category of use

Four grades are identified:

- Grade 1: medium frequency of use with a high incentive to exercise care and a small chance of misuse, e.g. internal residential doors;
- Grade 2: medium frequency of use by people with some incentive to exercise care but where there is some chance of misuse, e.g. internal office doors;
- Grade 3: high frequency of use by public or others with little incentive to exercise care and with a high chance of misuse, e.g. public office doors;
- Grade 4: high frequency of use on doors which are subject to frequent violent use, e.g. football stadiums, oil rigs, barracks, public toilets, etc.

#### Digit 2 – Durability

Two grades of durability are identified:

- Grade 6: medium use - 100 000 cycles
- Grade 7: high use - 200 000 cycles

#### Digit 3 – Test door mass

No classification.

#### Digit 4 – Fire resistance

Four grades of fire resistance are identified:

- Grade 0: no performance determined;
- Grade A: for use on smoke door assemblies.
- Grade B: for use on smoke control and fire resistance door assemblies.
- Grade C: for use on smoke control and fire resistance door assemblies with requirement for special core in the handle/knob.

#### Digit 5 – Safety

Two grades of safety are identified:

- Grade 0: normal use

- Grade 1: safety application - example handles must have high strength handle-to-plate and plate-to-door fixing such that they would withstand a person grabbing in order to prevent falling.

#### Digit 6 – Corrosion resistance

Five grades are identified according to EN 1670:

- Grade 0: no defined corrosion resistance
- Grade 1: mild resistance - minimum requirement for internal use
- Grade 2: moderate resistance
- Grade 3: high resistance - minimum requirement for external use
- Grade 4: very high resistance - recommended for use in exposed marine atmospheres or very polluted industrial environments.
- Grade 5: exceptionally high corrosion resistance recommended for use in exceptionally severe conditions where long-term protection of the product is required.

#### Digit 7 – Security

Five grades are identified:

- Grade 0: not approved for use on burglary resistant doors
- Grade 1: mild burglary resistance
- Grade 2: moderate burglary resistance
- Grade 3: high burglary resistance
- Grade 4: extra high burglary resistance

**Note:** The main requirements include resistance to drilling, close fitting plates or escutcheons to help protect the lock and support the cylinder.

#### Digit 8 – Type of operation

Three operation types are identified:

- Type A: spring assisted furniture
- Type B: spring loaded furniture
- Type U: unsprung furniture

### BS EN 12209 classifies mechanically operated locks, latches and locking plates using an 11 digit coding system.

Each digit refers to a particular feature of the product measured against the standards performance requirements.

#### Digit 1 – Category of use

Three grades are identified:

- Grade 1: low frequency of use with a high incentive to exercise care and a small chance of misuse, e.g. internal residential doors
- Grade 2: medium frequency of use by people with some incentive to exercise care but where there is some chance of misuse, e.g. internal office doors
- Grade 3: high frequency of use by public or others with little incentive to exercise care and with a high chance of misuse, e.g. public doors

#### Digit 2 – Durability

Twelve grades are identified with maximum figures for deadbolt and snib operation, and latch bolt operation with and without side load.

#### Digit 3 – Door mass and closing force

Nine grades are identified with maximum figures for closing force at various door masses. Note: Closing force is from a standing start: i.e. fully extended latch bolt in contact with striking plate at start of test.

#### Digit 4 – Fire resistance

Two grades are identified:

- Grade 0: not approved for use on fire/smoke door assemblies
- Grade 1: suitable for use on fire/smoke door assemblies tested to BS EN 1634-1 etc

#### Digit 5 – Safety (N/A)

#### Digit 6 – Corrosion resistance

Eight grades are identified neutral salt-spray with and without temperature resistance

#### Digit 7 – Security

Seven grades are identified with maximum figures relating to physical attack, with or without drilling.

#### Digit 8 – Field of door application

Fifteen grades are identified for differing applications - hinged or sliding doors with rim or mortice locks with either keyless egress from inside or key locking from both sides. The grading determines which application is appropriate. In addition, there is a requirement that lock/latch should not be removable from outside or, for grades K to R, from inside using "standard" tools. Grades H and P require support for the lock case when installed.

#### Digit 9 – Type of key operation and locking

Nine grades are identified for differing types of key operation. The grading determines how the lock is assessed for deadlocking. There is a maximum key torque operating requirement of 1.5Nm and a minimum key strength requirement of 2.5Nm.

#### Digit 10 – Type of spindle operation

Five grades are identified:

- Grade 0: lock without follower
- Grade 1: lock with sprung lever or knob
- Grade 2: lock with light unsprung lever
- Grade 3: lock with heavy unsprung lever
- Grade 4: lock with manufacturer's own specification furniture

#### Digit 10 – Type of spindle operation

Nine grades are identified relating to the number of differs and levers:

- Grade 0: no requirements
- Grade A: minimum 3 detaining elements
- Grade B: minimum 5 detaining elements
- Grade C: minimum 5 detaining elements, extended number of effective differs
- Grade D: minimum 6 detaining elements
- Grade E: minimum 6 detaining elements, extended number of effective differs

# BS EN 1935

## BS EN 1935 Single axis hinges

### BS EN 1935 classifies hinges by using an 8 digit coding system.

A similar classification applies to all building hardware product standards so that complementary items of hardware can be specified to, for instance, a common level of corrosion resistance, category of use, etc. Each digit refers to a particular feature of the product measured against the standards performance requirements.

#### Digit 1 – Category of use

Four grades are identified:

- Grade 1: light duty
- Grade 2: medium duty
- Grade 3: heavy duty
- Grade 4: severe duty

#### Digit 2 – Durability

Three grades are identified for single-axis hinges:

#### European Standard

- Grade 3: 10,000 test cycles, for light duty hinges on windows only
- Grade 4: 25,000 test cycles, for light duty hinges on windows and doors
- Grade 7: 200,000 test cycles, for medium, heavy and severe duty hinges on doors only

#### Digit 3 – Door mass and closing force

Eight door mass grades related to single-axis hinges are identified in the European Standard as shown below:

Test Door Mass Grade	Door Mass
0	10kg
1	20kg
2	40kg
3	60kg
4	80kg
5	100kg
6	120kg
7	160kg

#### Digit 4 – Fire resistance

Two grades are identified for single-axis hinges:

- Grade 0: not approved for use on fire/smoke door assemblies
- Grade 1: suitable for use on fire/smoke door assemblies tested to BS EN 1634-1 etc

#### Digit 5 – Safety

Single-axis hinges are required to satisfy the essential requirements of safety in use. Therefore, only one grade is identified.

#### Digit 6 – Corrosion resistance

Five grades of corrosion resistance are identified in accordance with EN 1670:

- Grade 0: no defined corrosion resistance
- Grade 1: mild resistance
- Grade 2: moderate resistance
- Grade 3: high resistance
- Grade 4: very high resistance

#### Digit 7 – Security

Two grades are identified for single-axis hinges:

- Grade 0: not suitable for burglar-resistant door assemblies
- Grade 1: suitable for applications requiring a degree of security

#### Digit 8 – Hinge Grade

Fourteen grades are identified in this European Standard and are listed below:

Hinge Grade	Usage	Test Cycles	Door Mass
1	Window	10,000	10kg
2	Window	10,000	20kg
3	Window/Door	25,000	20kg
4	Door	200,000	20kg
5	Window	10,000	40kg
6	Window/Door	25,000	40kg
7	Door	200,000	40kg
8	Window	10,000	60kg
9	Window/Door	25,000	60kg
10	Door	200,000	60kg
11	Door	200,000	80kg
12	Door	200,000	100kg
13	Door	200,000	120kg
14	Door	200,000	160kg

# STANDARD INFORMATION

## CE marking and Certifire testing

### Product Certification for Passive Fire Protection.

The main benefit of Product Certification for Passive Fire Protection is giving the regulator, specifier, customer and end-user confidence with regards to the stated performance of the product and provides an informed choice when purchasing or selecting the product.



#### CE Marking

CE Marking is the easiest and safest route to providing compliance with the latest UK Construction Products Regulations for hardware used on fire, smoke and escape doors.

CE Marking indicates that the product has been third party performance / fire tested where applicable and is produced in a factory which has satisfied production control systems. All of these have been assessed by an authorised certification organisation.



#### Certifire

Certifire is an independent third party certification scheme that assures performance, quality, reliability and traceability of fire protection products. Recognised by regulatory authorities worldwide, it is an internationally respected mark of fire safety and one of the most authoritative in the industry.

### A-Z INDEX

#### BY PRODUCT TYPE

#### A

##### Accessories

• DAT	085
• FB	133
• FF	213
• PRO	207
• RM	199
• V5	319
• V10	336
• Vier	011, 013
• ZAA	156
• ZBS	267
• ZG45	016
• ZCA	161
• ZCS	039
• ZCS2	050
• ZCZ	183
• ZDL	263
• ZHS	309
• ZPS	025
• ZPZ	175
• ZTLKA	291
• ZUK	276-279, 285

Adjustable roller latch	291
-------------------------	-----

##### Anti-ligature

• Hinge	296
• Pull handle	024

##### Antique

• Black	208-235
---------	---------

##### Arched lever

• ZCS	028, 030
• ZCS2	042, 044

##### Art Deco

• Cabinet knob	239
• Pull handle	239

##### Axle pulley

• Ball bearing	130
----------------	-----

#### B

##### Back to back

• Fixing pack	039, 050
• Pull handles	049, 157

##### Backplate (lever on)

• FB	099-101
• FF	210-213
• PRO	202-207
• RM	198-201
• ZCA	160
• ZCZ	182-183
• ZPZ	176-177

##### Ball

• Bearing hinge	299-301, 303-306
• Mortice knob	023, 087-094, 209

##### Barrel bolts

• FB architectural	111-113
• FB heavy duty	114-115
• ZAS	076

##### Bathroom

• DIN lock	256
• Horizontal lock	275
• UK lock	273

##### Bell push

• FF	224
• ZAS	075

##### Black antique

	208-235
--	---------

##### Blank keys

	279, 321
--	----------

##### Bolt

• Cranked	222, 223
• Door	222
• Surface	143

##### Bow handle, Victorian

	145
--	-----

##### Bracket, handrail

	075, 145
--	----------

##### Brighton pattern sash fastener

	129
--	-----

##### British Standard locks

• 5 lever dead	265
• 5 lever retro-fit sash	266
• 5 lever retro-fit dead	266
• 5 lever sash	265

##### Bulb end

• Casement fastener	124, 234-235
• Casement stay	121-122, 234-235

##### Butt hinges

• Rising	305
----------	-----

##### Butterfly hinge

	221
--	-----

#### C

##### Cabin hooks

• ZAB	142
• ZAS	073
• FF	223

##### Cabinet hardware

• Cupped handle	232, 238
• Hinges	237
• Knobs	118-119, 232, 239
• Magnetic catch	239
• Pull handle	238, 239

##### Cabinet knobs

• Art Deco	239
• Cube	119
• Facetted glass ball	118

• Frosted glass ball	119
• Glass ball	118
• Oval	119, 232
• Queen Anne	119
• Rectangular	239
• Round	232
• Square	239
• Victorian	118

##### Casement fastener

• Bulb end - standard	124, 234
• Bulb end - offset	124
• Curly tail	235
• Wedge type	125

##### Casement stays

• Bulb end	121, 234
• Curly tail	235
• Flush fitting pins	123
• Locking casement stay pin	123
• Spoon end	122

##### Chain, door

• Black antique	223
• Heavy duty	144

##### Chubb retro-fit

• Dead lock	266
• Sash lock	266

##### Closer, door

• Size 3	249
• Size 2-4	250, 251
• Size 2-5	252

##### Coat hook

• Double hat & coat	069, 231
• Double robe hook	069, 147, 230
• Hat & coat	069-070, 146, 230-231
• Hat & coat w/rubber	073
• Single coat hook	070-071, 146, 229

##### Concealed

• Knuckle hinge	296
• Mortice knob	089, 093

##### Contract

• Sash lock	282
• Dead lock	282
• Bathroom lock	283
• Tubular bolt through latch	290
• Upright latch	283

##### Cover plates (RTD lever)

• ZAA	152, 153
• ZCS	034, 036

##### Cross knurled textured

• Lever	022
---------	-----

##### Curly tail

• Casement fastener	235
• Casement stay	235



Index – By product type

• Door bolt	222, 223	• Euro sash	255	• FF	215-216
• Lever on rose	212	• Intumescent pads	242, 262	• RM	190-195
<b>Cylinder</b>		• Latch	257	• Vier	011
• Door stop	116, 138-139, 154, 224	• Lift to lock	033, 259	• ZAA	150
• Latch pull	059	• Night latch	255	• ZAS	060
• Locks - V5	310-323	• Single throw sash	258	• ZCA	159
• Locks - V10	326-336	• Single throw dead	258	• ZCS	032
• Rim cover	217	• Rebate kit	259	• ZCS2	046
		• Roller bathroom	261	• ZCS316	053
		• Roller double strike	261	• ZCZ	181
		• Roller latch	260	• ZG4S	015
		• Roller sash lock	260	• ZPS	025
				• ZPZ	174
				• Covered	096, 216
				• Security	060
				• Square	060, 096
				• Victorian	096
<b>D</b>		<b>Dog bolt hinge</b>	301	<b>Escape lock</b>	
<b>'D' pull handle</b>		<b>Door bolt (curly tail)</b>	222, 223	• DIN	257
• FB	102	<b>Door chain</b>			
• Vier	012	• Black antique	223		
• ZAA	156-157	• Heavy duty	144		
• ZCA	161	<b>Door closer</b>			
• ZCS	037	• Size 3	249		
• ZCS2	047, 049	• Size 2-4	250, 251	<b>Euro</b>	
• ZCS316	054	• Size 2-5	252	• Cylinder	311-318, 327-330, 334
		<b>Door knocker</b>	228	• Dead lock	271
<b>Deadbolt</b>		<b>Door stop</b>		• Horizontal lock	274-275
• Tubular latch	290	• Cone	066	• DIN sash lock	255, 258, 260
<b>Dead lock</b>		• Collared	065, 066, 067		
• 3 lever		• Cylinder		<b>F</b>	
– UK replacement	270	• 067, 068, 116, 138-139, 154, 224		<b>Faceted glass ball knob</b>	
– Contract	280	• Dome top	066, 140	• Coloured glass	092, 094, 118
– ZUK	270	• Emergency release	307	• Concealed rose	093
• 5 lever		• Floor mounted		<b>Facility indicator</b>	
– British Standard	265	064-067, 137, 140, 154		• ZAA	151
– Chubb retro-fit	266, 281	• Heavy duty	066, 067	• ZPS	023
– ZUK	270	• Oval	064, 137, 154	<b>Finger plate</b>	
• DIN	256	• Portable	140-141	• FB	103-107
• DIN roller	258	• Round	065, 137	• FF	226
• Euro	271	• Sloped	065	• ZAA	155
• Flat	272	• Square	068	• ZAS	063
• Oval	271	• Wall mounted		<b>Fire brigade locks</b>	287
• London fire brigade	287	067-068, 116, 138-139, 154		<b>Fire door</b>	
<b>Designer lever</b>		<b>Door stud</b>	218	• Intumescent pads	240-246
• DAT	080-084	<b>Door viewer</b>	144	• Signage	079, 163
• RM	184-201	<b>Double strike (roller DIN)</b>	261	<b>Fitch fastener</b>	
• Vier	010	<b>Dust socket</b>		• Locking version	129
• ZCS	032	• Concrete	057, 109	• Standard	128-129
• ZCS2	046	• Easy-clean	109	<b>Flat</b>	
• ZCS316	054	• Timber	057, 109	• Dead lock	272
• ZCZ	178-183			• Latch	272
• ZPS	021-022	<b>E</b>		<b>Fleur De Lys</b>	
• ZPZ	164-177	<b>Emergency release door stop (for pivot hinge)</b>	307	• Bell push	224
<b>Disabled turn &amp; release</b>		<b>Escutcheons</b>		• Cylinder cover	218
• ZAA	150	• DAT	085	• Escutcheon	215
• ZCA	160	• FB	095	• Letter plate	219
• ZCS	016, 032			• Lever on backplate	211, 212
• ZCS2	045			• Pull handle	227, 229
• ZPS	025				
<b>DIN lock</b>					
• Bathroom	256				
• Dead lock	256				
• Escape lock	257				

Flower mortice knob	089
<b>Flush bolt</b>	
• Dust socket	057, 109
• Intumescent pack	246
• Lever action	057, 108, 155
• Slide action	013
• Sunk slide	108

<b>Flush pull</b>	
• Half moon	059
• Rectangular	058, 110
• Square	058

### G

<b>Glass ball mortice knob</b>	
• Bubble	094
• Coloured	092-094
• Concealed rose	093
• Facetted	092, 094
• Frosted	093

<b>Guardsman pull handle</b>	
• Back-to-back fixings	039, 050
• ZCS	037
• ZCS2	048

### H

<b>Handle</b>	
• Ring	228
• Victorian bow	145

<b>Handrail bracket</b>	
• ZAB (heavyweight)	145
• ZAS (concealed)	075

<b>Heavy duty</b>	
• Barrel bolts	114-115
• Coat hook	070, 071
• Door chain	144
• Door stop	066, 067
• Sash lift	126
• Tubular latch	289

<b>Hex key</b>	132
----------------	-----

<b>Hinge</b>	
• Anti-ligature	296
• Black antique	
– Butterfly	221
– Front	220
– T door	221
• Cabinet	237
• Concealed knuckle	296
• Dog bolt	301
• Double ball bearing	306
• Grade 11	
– Lift-off	298
– Ball bearing	299, 304
• Grade 13	299-300, 301
• Grade 14	295
• Intumescent pads	241

• Pair & a half	300, 306
• Rising butt	305
• Slim knuckle	303
• Spring	306
• Square pivot	307
• Steel door	301, 304
• Washered	302

<b>Hook</b>	
• Cabin	073, 142, 223
• Coat	070, 071, 146, 229
• Hat & coat	
069-071, 073, 117, 146, 230-231	
• Robe	069, 072, 116, 147, 230
• Under counter	147
• Wall mounted	072

<b>Horizontal</b>	
• 3 lever lock	275
• Bathroom lock	275
• Euro lock	274
• Latch	274

<b>Hush latch</b>	061
-------------------	-----

### I

<b>Indicator</b>	
• Facility	023, 151
• Toilet door	061
• Turn & release	011, 016, 023, 025, 032, 046, 054, 150-151, 160

<b>Integral slide action flush bolt</b>	013
---	-----

<b>Intumescent packs</b>	
• Bathroom lock	244
• Dead lock	244
• Door viewer	242
• DIN locks	242, 247, 262
• Flat latch	243
• Flush bolt	246
• Hinges	241, 247
• Sash lock	244, 245
• Tubular latch	243

### K

<b>Key</b>	
• 3 lever locks	279
• 5 lever locks	279
• Blank	279
• Cylinder	
– V5 differ key	321
– V5 master key	321
– V5 square blank	321
– V5 sub master key	321
• Hex	132
• London fire brigade	287
• Rack bolt	132, 292, 293
• Rings	321

<b>Knocker, door</b>	228
----------------------	-----

<b>Knuckle bearing hinge, slim</b>	303
------------------------------------	-----

### L

<b>Latch</b>	
• Adjustable roller	291
• DIN	257
• Flat	272
• Hush	061
• Horizontal	274
• Night latch DIN	255
• Night latch UK replacement	281
• Pull, cylinder	059
• Roller DIN	260
• Thumb	212
• Tubular	289-290
• Upright	273

<b>Letter, signage</b>	078
------------------------	-----

<b>Letter</b>	
• Plate	
– Fleur de Lys	219
– Ledbury	219
– Postal	219
– Traditional	220
– ZAS	062
• Tidy	
– FF	220
– ZAS	062

<b>Lever action flush bolt</b>	
• FB	108
• ZAA	155
• ZAS	057

<b>Lever on ...</b>	
• Backplate	
– FB	099-101
– FF	210-212
– PRO	203-207
– RM	198-199
– ZCA	160
– ZCZ	182-183
– ZPZ	176-177
• Inner backplate	
– ZAA	151-153
– ZCS	034, 035
• Narrow backplate	
– RM	200-201
– FF	211, 213
• Round rose	
– DAT	081-084
– FB	100
– RM	185-190
– Vier	007-010
– ZAA	149
– ZCA	159
– ZCS	027-031, 033
– ZCS2	041-045
– ZCS316	053
– ZCZ	179-181
– ZG4S	015

- ZPZ 165-173
- ZPS 019-022
- Square rose
- RM 192-195

**Lift-to lock**

- DIN lock 033, 259
- Lever 033

**Lift-off hinge** 298

**Locks**

- DIN 255-261
- Sliding door set 110
- ZBS 265-266
- ZCRD 281
- ZSC 282
- ZUK 268-275
- ZUR 280-281

**London fire brigade dead lock** 287

**M**

**Magnetic catch** 237

**Mitred lever**

- Vier 007, 008
- ZCS 027, 029
- ZCS2 041, 044
- ZPS 019

**Mitred pull handle**

- Vier 012
- ZCS2 047

**Monkey tail**

- Casement fastener 233

**Mortice knob**

- Ball 023, 087, 090, 209
- Concealed fix 089, 093
- Extended oval 091
- Flower 088
- Glass 092-094
- Mushroom 087, 090, 135
- Mushroom (3 ring) 091
- Oval 087, 090, 135, 209
- Oval stepped 091
- Porcelain 088
- Queen Anne 092
- Ringed 089

**Mushroom**

- Mortice knob 087, 090, 135
- Mortice knob (3 ring) 091

**N**

**Numerals**

- FF 225
- ZSS 077

**Night latch**

- DIN 255
- Non-deadlocking 284

- Turn & release 281
- UK replacement 281

**O**

**Outdoor Access Device (OAD)**

- Knob operated 013

**Oval**

- Cabinet knob 119, 232
- Cylinder 322-323, 331-333
- Dead lock 271
- Door stop 064, 119, 137, 154
- Extended oval mortice knob 091
- Mitred lever 029
- Mortice knob 087, 090, 091, 135, 209
- Sash lock 269
- Thumb turn 097, 218, 292
- WC turn & release 097, 098

**P**

**Panic hardware**

- OAD - knob-operated 013

**Pivot hinge**

- Emergency release door stop 307
- Square set 307

**Porcelain mortice knob** 088

**Portable door stop** 140-141

**Privacy latch set** 204-205

**Pull**

- Flush 058, 059, 110
- Latch 059
- Ring 060

**Pull handles**

- Anti-ligature 024
- Back-to-back 049, 157
- 'D' shaped 012, 037, 047, 102, 156, 161
- Fleur de Lys 227, 229
- Guardsman 037, 048
- Mitred 012, 047
- On backplate 103-107, 226-227
- On square rose 102
- Off-centre 227
- Victorian 145

**Push**

- Plate 062, 063

**Q**

**Quadrant arm sash fastener** 128

**Queen Anne**

- Cabinet knob 119
- Mortice knob 092

**R**

**Rack bolt**

- Key 132, 292, 293
- Lock 292
- Thumb turn 097, 218, 292

**Radius hinge**

- Dog bolt / security door 301
- Grade 11
- Lift-off 298
- Ball bearing 299, 304
- Grade 13 300-301
- Grade 14 295, 296
- Spring 306

**Radius lever**

- Vier 007, 009
- ZCS 027
- ZCS2 041, 043
- ZPS 019, 020

**Rebate kit**

- Contract sash / bathroom lock 283
- DIN 259

**Retro-fit, Chubb**

- Dead lock 266, 281
- Sash lock 266

**Rim cylinder**

- V5 316
- V10 331

**Rim mortice knob**

- Ball 087, 090, 209
- Extended oval 091
- Mushroom 87, 90-91, 135
- Oval 087, 090, 135, 209
- Oval stepped 091
- Queen Anne 092

**Ring**

- Handle 228
- Knocker 228

**Ring pull** 060

**Rising butt hinge** 305

**Robe hook**

- Double 069, 116, 147, 230
- Single 072, 146

**Roller latch**

- Adjustable 291
- DIN 260

**Roller lock**

- DIN bathroom 260
- DIN sash 261

**Roller sash**

- Stop 131
- Strike plate 131

<b>RTD cover plate</b>				
• ZCS	034, 036			
• ZAA	152, 153			
<b>RTD lever on ...</b>				
• Backplate				
– ZAA	151			
• Inner backplate				
– ZCS	035, 036			
– ZAA	152-153			
• Rose				
– FB	100			
– Vier	008, 009, 010			
– ZAA	149			
– ZCA	158			
– ZCS	028, 029, 033			
– ZCS2	042, 043			
– ZCS316	053			
– ZG4S	015			
– ZPS	020, 021			
<b>Retro-fit</b>				
• British Standard				
– Dead lock	266			
– Roller sash lock	266			
<b>S</b>				
<b>Sash fastener</b>				
• Brighton pattern	129			
• Fitch	128, 129			
• Quadrant arm	128			
<b>Sash lift</b>				
• Heavy duty	126			
• Standard	126, 127			
<b>Sash lock</b>				
• 3 lever				
– Contract	282			
– Horizontal	275			
– UK replacement	280			
– ZUK	268			
• 5 lever				
– British Standard	265			
– Chubb retro-fit	266			
– ZUK	268-269			
• DIN	255			
• DIN roller	260			
• DIN single throw	258			
• Euro	269, 282			
• Oval	269			
<b>Sash ring</b>				
• Horizontal fix	127			
• Vertical fix	127			
<b>Sash stop</b>				
• 19mm roller	131			
• 29mm roller	131			
<b>Scandinavian</b>				
• V5 oval cylinder	323			
• V10 oval cylinder	333			
<b>Security</b>				
• Door hinge	301			
• Escutcheon	060			
<b>Signage</b>				
• FF	225			
• ZSS	077-079			
• ZSA	163			
<b>Single throw</b>				
• DIN dead lock	258			
• DIN sash lock	258			
<b>Slide action flush bolt</b>				
• Integral	013			
• Sunk	108			
<b>Sliding door lock set</b>	110			
<b>Slim knuckle hinge</b>	303			
<b>Spring hinge</b>	306			
<b>Strike, spare double (for roller DIN)</b>	261			
<b>Square</b>				
• Door stop	068			
• Escutcheons	060, 096, 195			
• Spare rose cover (RM)	196			
• Turn & release	196			
<b>Surface bolt</b>				
• ZAB	143			
<b>T</b>				
<b>T-bar</b>				
• Arched lever	030, 042, 044			
• Lever	045			
<b>Taylor spindle</b>	061			
<b>Thumb turn</b>				
• Rock bolt	097, 218, 293			
<b>Toilet door indicator</b>	061			
<b>Tubular latch</b>				
• Contract	290			
• Deadbolt	290			
• Heavy-duty	289			
• Standard	289			
<b>Turn</b>				
• Designer	320, 335			
• Disabled large	320, 335			
• Old standard	320, 335			
• Standard	320, 355			
<b>Turn &amp; release</b>				
• DAT	085			
• FB	097, 098			
• FF	213			
• RM	191, 196			
• Vier	011			
• ZAA	150			
• ZCA	160			
• ZCS	016, 032			
• ZCS2	046			
• ZCS316	054			
• ZCZ	182			
• ZPS	025			
• ZPZ	175			
• ZUR	281			
<b>U</b>				
<b>UK lock</b>				
• 3 lever dead lock	270			
• 5 lever dead lock	270			
• 3 lever sash lock	268			
• 5 lever sash lock	268			
• Euro dead lock	271			
• Euro sash lock	269			
• Flat dead lock	272			
• Oval dead lock	271			
• Oval sash lock	269			
<b>UK replacement</b>				
• 3 lever dead lock	270			
• 3 lever sash lock	270			
• Night latch	281			
• Night latch turn & release	281			
<b>Under counter hook</b>	147			
<b>Upright</b>				
• Latch	273, 283			
<b>V</b>				
<b>Victorian</b>				
• Bow handle	145			
• Cabinet knob	118			
<b>Viewer, door</b>	144			
<b>W</b>				
<b>Washed hinge</b>				
• Stainless steel	302			
<b>WC turn &amp; release</b>	097, 098			
<b>Window</b>				
• Axle pulley	130			
• Brighton pattern sash fastener	129			
• Casement fasteners	124-125, 234, 235			
• Casement stays	121, 122, 234, 235			
• Casement stay pin (locking)	123			
• Fitch fastener	128-129			
• Flush fitting pin	123			
• Hex keys	132			
• Monkey tail fastener	233			
• Quadrant arm sash fastener	128			
• Roller sash stop	131			
• Sash lift	126-127			
• Sash ring	127			
• Sash stop	131			

**A-Z INDEX****BY PRODUCT CODE****D**

DAT001	085
DAT002	085
DAT004	085
DAT005	085
DAT010	081
DAT020	081
DAT030	082
DAT050	082
DAT060	083
DAT070	083
DAT080	084
DAT090	084
DLT	320, 335
DT	320, 335

**F**

FB01	108
FB02	108
FB03	108
FB05	108
FB011	099
FB011EP	099
FB012	099
FB013	099
FB021	099
FB021EP	099
FB022	099
FB023	099
FB030	100
FB031	100
FB031EP	100
FB031EP-72	100
FB032	100
FB033	100
FB033-78	100
FB041	101
FB041EP	101
FB042	101
FB043	101
FB051	101
FB051EP	101
FB052	101
FB053	101

FB10	096	FB104	124	FBK03	132, 293
FB11	096	FB105	123	FBK04	132
FB13	109	FB106	103	FBSP01	131
FB14	109	FB107	103	FCH01	118
FB14A	109	FB108	122	FCH02	118
FB16	116	FB109	125	FCH03	118
FB17	123	FB110	125	FCH04	119
FB18	095	FB111	128	FCH05	119
FB26	096	FB112A	104	FCH07	119
FB30	126	FB112B	105	FCH08	119
FB31	131	FB113	102	FF01	215
FB32	129	FB114	106	FF02	215
FB33	126	FB115	106	FF03	215
FB34	127	FB118	107	FF04	216
FB35	127	FB119	107	FF05	216
FB36	127	FB122A	104	FF06	216
FB37	128	FB122B	105	FF07	217
FB40	097, 293	FB200	087	FF08	217
FB41	097	FB201	087	FF09	217
FB42	098	FB202	087	FF10	218
FB51	095	FB300	092	FF11	218
FB52	095	FB301	092	FF12	218
FB54	098	FB302	093	FF13	218
FB55	111	FB304	088	FF15	221
FB56	111	FB305	089	FF16	221
FB57	111	FB306	089	FF17	221
FB58	111	FB307	089	FF18	221
FB60	113	FB319	131	FF19	226
FB61	113	FB400	093	FF21	229
FB62	113	FB401	094	FF22	230
FB63	113	FB403	094	FF23	224
FB64	113	FB500	090	FF26	214
FB65	113	FB501	090	FF31	232
FB71	116	FB502	090	FF32	232
FB72	117	FB503	091	FF33	224
FB73	117	FB504	091	FF34	224
FB75	115	FB505	091	FF35	219
FB76	115	FB507	092	FF36	219
FB77	115	FB7	129	FF37	219
FB78	115	FBBP01	130	FF38	220
FB79	115	FBBP02	130	FF39	220
FB81	110	FBCR301	093	FF40	220
FB90	110	FBD225B	102	FF42	229
FB100	121	FBD300B	102	FF43	229
FB101	121	FBD425B	102	FF44	232
FB102	121	FBK01	132	FF45	213
FB103	124	FBK02	132, 293	FF51	222

FF52	222	FF611	212
FF53	222	FF611EP	212
FF54	213	FF612	212
FF55	214	FF613	212
FF56	222	FFN00	225
FF57	223	FFN01	225
FF58	223	FFN02	225
FF60	223	FFN03	225
FF61	223	FFN04	225
FF62	223	FFN05	225
FF71	228	FFN06	225
FF71PCB	230	FFN07	225
FF72PCB	231	FFN08	225
FF73PCB	231		
FF74	227		
FF75	226		
FF80	227		
FF81	234		
FF82	235		
FF83	233		
FF85	220		
FF86	220		
FF87	220		
FF88	221		
FF90	235		
FF91	234		
FF111	210		
FF111EP	210		
FF112	210		
FF113	210		
FF211	210		
FF211EP	210		
FF212	210		
FF213	210		
FF311	211		
FF311EP	211		
FF312	211		
FF313	211		
FF400	212		
FF415M	209		
FF415R	209		
FF416M	209		
FF416R	209		
FF511	211		
FF512	211		
FF513	211		
FF600	228		

### O

OLDST	320, 335
-------	----------

### P

PRO11	203
PRO11EP	203
PRO12	203
PRO13	203
PRO21	204
PRO21EP	204
PRO21OP	204
PRO22	204
PRO23	204
PRO24	204
PRO31	203
PRO31EP	203
PRO32	203
PRO33	203
PRO41	205
PRO41EP	205
PRO42	205
PRO43	205
PRO44	205
PRO61	206
PRO61EP	206
PRO62	206
PRO63	206
PRO71	207
PRO71EP	207
PRO72	207
PRO73	207
PRSS243	306
PRTL	290

### R

RM03NP92	200
RM12NP92	200
RM13NP92	201
RM001	190
RM002	190
RM004	191
RM010	185
RM020	185
RM030	186
RM040	186
RM050	187
RM060	187
RM061	198
RM061EP	198
RM062	198
RM063	198
RM070	188
RM090	188
RM091	198
RM091EP	198
RM092	198
RM093	198
RM110	189
RM120	189
RM130	190
RM131	199
RM131EP	199
RM132	199
RM133	199
RMSQ010	192
RMSQ020	192
RMSQ050	193
RMSQ080	193
RMSQ090	194
RMSQ100	194
RMSQ140	195
RMSQ001	195
RMSQ002	195
RMSQ004	196
RMSQSR	196
RMSQSRT	196
RMSR	191

### S

ST	320, 335
----	----------

### T

TDF100	237
TDF105	237
TDF110	237
TDF115	237
TDF5096	238
TDF50128	238
TDF50160	238
TDF6096	238
TDF60128	238
TDF60160	238
TDFMC1	237

### V

V51700	321
V5EP40S	311
V5EP40S-KA11	318
V5EP40ST	314
V5EP45S	311
V5EP45S-KA11	318
V5EP45ST	314
V5EP45S-MK1	317
V5EP45S-MK2	317
V5EP50S	311
V5EP50ST	314
V5EP55S	311
V5EP55ST	314
V5EP60CT	313
V5EP60CT-KA11	318
V5EP60CT-MK1	317
V5EP60CT-MK2	317
V5EP60D	311
V5EP60D-KA11	318
V5EP60D-MK1	317
V5EP60D-MK2	317
V5EP60S	311
V5EP60TT	314
V5EP65S	311
V5EP70CBL	313
V5EP70CT	313
V5EP70CT-KA11	318
V5EP70CT-MK1	317
V5EP70CT-MK2	317
V5EP70D	311
V5EP70D-KA11	318
V5EP70D-MK1	317

V5EP70D-MK2	317	V5MK	321	V10EP3545D	328	VS001	011
V5EP70S	311	V5OP40S	322	V10EP3550D	328	VS002	011
V5EP70TT	314	V5OP60CT	322	V10EP3555D	328	VS003	011
V5EP80CT	313	V5OP60D	322	V10EP4032CT	330	VS004i	011
V5EP80CT-KA11	318	V5OP70CT	322	V10EP4045D	328	VS010	007
V5EP80CT-MK1	317	V5OP70D	322	V10EP4050CT	330	VS020	007
V5EP80CT-MK2	317	V5OP80CT	322	V10EP4050D	328	VS030	008
V5EP80D	311	V5OP80D	322	V10EP4055D	328	VS040	008
V5EP80D-KA11	318	V5OP501-31	323	V10EP4060CT	330	VS050	009
V5EP80D-MK1	317	V5OP500-31	323	V10EP4060D	328	VS070	009
V5EP80D-MK2	317	V5RMC20	316	V10EP4535CT	330	VS080	010
V5EP80TT	314	V5RMC20-KA11	318	V10EP4550CT	330	VS110	010
V5EP90CT	313	V5RMC20-MK1	317	V10EP4550D	328	VS21	013
V5EP90D	311	V5TRC20	316	V10EP4555CT	330	VSD425B	012
V5EP100CT	313	V5TRC20-KA11	318	V10EP4555D	328	VSD425C	012
V5EP100D	311	V10EP42S	327	V10EP5040CT	330	VSER01	307
V5EP3040CT	315	V10EP42S-KA31	334	V10EP5045CT	330	VSM425B	012
V5EP3040D	312	V10EP46S	327	V10EP5545CT	330	VSM425C	012
V5EP3050CT	315	V10EP46S-KA31	334	V10EP6040CT	330	VSPS01	307
V5EP3050D	312	V10EP50S	327	V10OP42S	331		
V5EP3070CT	315	V10EP55S	327	V10OP46S	331		
V5EP3070D	312	V10EP55S	327	V10OP64CT	332		
V5EP3540CT	315	V10EP64CT	329	V10OP64D	332	Z300	279
V5EP3540D	312	V10EP64CT-KA31	334	V10OP70CT	332	Z301-400	279
V5EP3545CT	315	V10EP64D	327	V10OP70D	332	Z500	279
V5EP3545D	312	V10EP64D-KA31	334	V10OP80CT	332		
V5EP3550D	312	V10EP70CRL	329	V10OP80D	332	ZAA000	150
V5EP3555CT	315	V10EP70CRR	329	V10OPSOI31	333	ZAA001	150
V5EP3555D	312	V10EP70CT	329	V10OPSO31	333	ZAA002	150
V5EP4030CT	315	V10EP70CT-KA31	334	V10RMC20	331	ZAA003	150
V5EP4035CT	315	V10EP70D	327	V10RMC20-KA31	334	ZAA004	150
V5EP4045CT	315	V10EP70D-KA31	334			ZAA004i	150
V5EP4045D	312	V10EP80CRL	329			ZAA006i	150
V5EP4050CT	315	V10EP80CRR	329	VBCH01A	239	ZAA011	151
V5EP4050D	312	V10EP80CT	329	VBCH02A	239	ZAA011EP	151
V5EP4055D	312	V10EP80CT-KA31	334	VBCH03A	239	ZAA011OP	151
V5EP4060CT	315	V10EP80D	327			ZAA012	151
V5EP4060D	312	V10EP80D-KA31	334	VDC003	249	ZAA013	151
V5EP4535CT	315	V10EP90CT	329	VDC0024	251	ZAA02	155
V5EP4540CT	315	V10EP90D	327	VDC0025	252	ZAA030	149
V5EP4550D	312	V10EP100CT	329			ZAA03	155
V5EP4555CT	315	V10EP100D	327	VHC243	296	ZAA080	149
V5EP4555D	312	V10EP3240CT	330	VHC243HTRS	296	ZAA100	151
V5EPCR70	316	V10EP3240D	328	VHP243	295	ZAA1	152
V5EPCR80	316	V10EP3250D	328	VHP244	295	ZAA1EP	152
V5DK	321	V10EP3270D	328	VHP302	013	ZAA1EP-72	152
V5KB	321	V10EP3540D	328	VLHL243	298	ZAA1EPLP	153
V5KR	321	V10EP3545CT	330	VSLHL43	298	ZAA1EPLP72	153
				VS000	011		

## Z

ZAA1LP.....	153	ZAB70.....	145	ZAS32RA.....	063	ZBSCD80.....	266
ZAA1OPLP.....	153	ZAB80.....	146	ZAS32RB.....	063	ZBSCS67.....	266
ZAA1OP.....	152	ZAB81.....	146	ZAS32RC.....	063	ZBSCS80.....	266
ZAA2.....	152	ZAB82.....	147	ZAS32RD.....	063	ZBSD64.....	265
ZAA2LP.....	153	ZAB83.....	145	ZAS33.....	062	ZBSD76.....	265
ZAA3.....	152	ZAB85.....	137	ZAS34.....	062	ZBSS64.....	265
ZAA3-78.....	152	ZAB86.....	140	ZAS37.....	062	ZBSS76.....	265
ZAA3LP.....	153	ZAB87.....	147	ZAS38.....	062		
ZAA3LP78.....	153	ZAB100.....	143	ZAS39.....	075	ZCA000.....	159
ZAA40A.....	155	ZAB300.....	140	ZAS40A.....	058	ZCA001.....	159
ZAA40B.....	155	ZAB301.....	141	ZAS40B.....	058	ZCA002.....	159
ZAA40C.....	155	ZAB302.....	141	ZAS40C.....	058	ZCA003.....	159
ZAA40D.....	155			ZAS41.....	059	ZCA004i.....	160
ZAA60.....	154	ZAS008.....	060	ZAS42.....	060	ZCA007i.....	160
ZAA61.....	154	ZAS01A.....	074	ZAS43.....	060	ZCA030.....	159
ZAAD150B.....	156	ZAS01B.....	074	ZAS45.....	075	ZCA21.....	160
ZAAD150B-BB.....	157	ZAS01C.....	074	ZAS51.....	061	ZCA21EP.....	160
ZAAD225B.....	156	ZAS01D.....	074	ZAS61.....	073	ZCA21OP.....	160
ZAAD225B-BB.....	157	ZAS01E.....	074	ZAS62.....	073	ZCA22.....	160
ZAAD300B.....	156	ZAS01F.....	074	ZAS63.....	073	ZCA23.....	160
ZAAD300B-BB.....	157	ZAS02.....	057	ZAS70.....	069	ZCAD225B.....	161
ZAAD300C.....	156	ZAS03.....	057	ZAS71.....	069	ZCAD300B.....	161
ZAAD300C-BB.....	157	ZAS05.....	057	ZAS72HD.....	071		
ZAAD425B.....	156	ZAS06.....	064	ZAS72.....	070	ZCB34.....	135
ZAAD425B-BB.....	157	ZAS06B.....	064	ZAS73HD.....	071	ZCB35.....	135
ZAAD425C.....	156	ZAS06C.....	064	ZAS73.....	070	ZCRD73.....	281
ZAAD425C-BB.....	157	ZAS07.....	067	ZAS74.....	072	ZCS000.....	016, 032
ZAAD600B.....	156	ZAS08B.....	067	ZAS75.....	072	ZCS000-316.....	053
ZAAD600B-BB.....	157	ZAS09.....	057	ZAS76.....	072	ZCS001.....	016, 032
ZAA1LP.....	153	ZAS10.....	058	ZAS77.....	073	ZCS001-316.....	053
ZAAIP.....	152	ZAS11.....	068	ZAS84.....	066	ZCS002.....	016, 032
		ZAS12.....	057	ZAS85.....	065	ZCS002-316.....	053
ZAB06.....	137	ZAS12SQ.....	068	ZAS86.....	065	ZCS003.....	016, 032
ZAB06B.....	137	ZAS13.....	057	ZAS87.....	065	ZCS003-316.....	053
ZAB07.....	138	ZAS14A.....	057	ZAS88.....	066	ZCS004.....	016, 032
ZAB07B.....	138	ZAS14.....	057	ZAS89.....	066	ZCS004-316.....	054
ZAB08.....	138	ZAS16.....	059	ZAS90.....	068	ZCS004i.....	032
ZAB09.....	139	ZAS17.....	059	ZAS91.....	067	ZCS006i.....	016, 032
ZAB09B.....	139	ZAS18.....	059			ZCS010.....	027
ZAB12.....	139	ZAS19.....	059	ZBBF19.....	039, 050	ZCS020.....	027
ZAB15.....	144	ZAS20.....	059	ZBBF22.....	039, 050	ZCS030.....	028
ZAB30.....	144	ZAS21.....	061	ZBBF25.....	039, 050	ZCS030-316.....	053
ZAB60.....	142	ZAS25.....	061	ZBBF30.....	039, 050	ZCS030LL.....	033
ZAB61.....	142	ZAS26.....	060			ZCS040.....	028
ZAB62.....	142	ZAS30RA.....	063	ZBC64.....	283	ZCS050.....	029
ZAB63.....	142	ZAS30RB.....	063	ZBC76.....	283	ZCS080.....	029
ZAB64.....	142	ZAS30RC.....	063	ZBCR01.....	283	ZCS090.....	030
ZAB65.....	142	ZAS30RD.....	063	ZBSCD67.....	266	ZCS120.....	030



ZCS160.....	031	ZCS31EP.....	036	ZCZ032.....	183	ZHSSDB243.....	301
ZCS170.....	031	ZCS31OP.....	036	ZCZ033.....	183	ZHSSW232.....	302
ZCS2000.....	046	ZCS32.....	036	ZCZ050.....	180	ZHSSW243.....	302
ZCS2001.....	046	ZCS33.....	036	ZCZ060.....	181		
ZCS2002.....	046	ZCS31EP-72.....	036			ZIC.....	245
ZCS2003.....	046	ZCS33-78.....	036	ZDC0024.....	250	ZID.....	242, 247, 262
ZCS2004.....	046	ZCS44.....	034			ZIDV.....	242
ZCS2006I.....	046	ZCS41EP.....	034	ZDC364.....	282	ZIF.....	246
ZCS2010.....	041	ZCS41OP.....	034	ZDC376.....	282	ZIH.....	241, 247
ZCS2020.....	041	ZCS42.....	034			ZIHR.....	241
ZCS2030.....	042	ZCS41EP-72.....	034	ZDL0055.....	256	ZITL.....	243
ZCS2040.....	042	ZCS43-78.....	034	ZDL0055NL.....	257	ZIUKBS.....	244
ZCS2060.....	043	ZCSD150B.....	037	ZDL0060.....	256	ZIUKD.....	244
ZCS2080.....	043	ZCSD150B-316.....	054	ZDL0060NL.....	257	ZIUKFD.....	245
ZCS2110.....	044	ZCSD225B.....	037	ZDL0060ST.....	258	ZIUKFL.....	243
ZCS2120.....	044	ZCSD225B-316.....	054	ZDL7255.....	255		
ZCS2130.....	045	ZCSD300B.....	037	ZDL7255NL.....	255	ZLAP01.....	291
ZCS2140.....	045	ZCSD300B-316.....	054	ZDL7260.....	255	ZLAP02.....	291
ZCS2D150B.....	047	ZCSD425B.....	037	ZDL7260ESC.....	257	ZLAP06.....	291
ZCS2D225B.....	047	ZCSD425B-316.....	054	ZDL7260LL.....	033, 259	ZLAP10.....	276
ZCS2D225BSBB.....	049	ZCSD600B.....	037	ZDL7260NL.....	255	ZLAP11.....	276
ZCS2D300B.....	047	ZCSD300C.....	037	ZDL7260ST.....	258	ZLAP12.....	276
ZCS2D300BSBB.....	049	ZCSD425C.....	037	ZDL7855.....	256	ZLAP13.....	277
ZCS2D300C.....	047	ZCSD600C.....	037	ZDL7860.....	256	ZLAP14.....	277
ZCS2D425B.....	047	ZCSG300B.....	037	ZDR01.....	259	ZLAP15.....	277
ZCS2D425BSBB.....	049	ZCSG425B.....	037			ZLAP16.....	277
ZCS2D425C.....	047	ZCSG600B.....	037	ZFB1.....	287	ZLAP17.....	277
ZCS2D600B.....	047	ZCSG300C.....	037	ZFB2.....	287	ZLAP18.....	277
ZCS2D600C.....	047	ZCSG425C.....	037	ZFB1K.....	287	ZLAP19.....	277
ZCS2G600E.....	048	ZCSG600C.....	037	ZFB2K.....	287	ZLAP22.....	261
ZCS2G800E.....	048	ZCSIP19.....	035				
ZCS2G1200E.....	048	ZCSIP19SP.....	034	ZG4S000.....	015	ZLSC.....	279
ZCS2G1800E.....	048	ZCSIP22.....	035	ZG4S001.....	015		
ZCS2G300B.....	048			ZG4S002.....	015	ZNL40.....	284
ZCS2G300C.....	048	ZCZ000.....	181	ZG4S003.....	015	ZNL60.....	284
ZCS2G425B.....	048	ZCZ001.....	181	ZG4S030.....	015		
ZCS2G425C.....	048	ZCZ002.....	181			ZPS000.....	024
ZCS2G600B.....	048	ZCZ003.....	181	ZHRBL243.....	305	ZPS001.....	024
ZCS2G600C.....	048	ZCZ004.....	182	ZHS32.....	304	ZPS002.....	024
ZCS2G600E.....	048	ZCZ010.....	179	ZHS43.....	304	ZPS003.....	024
ZCS2G800E.....	048	ZCZ011.....	182	ZHSP.....	306	ZPS004.....	025
ZCS2M150B.....	047	ZCZ011EP.....	182	ZHSS43.....	299	ZPS004i.....	025
ZCS2M225B.....	047	ZCZ012.....	182	ZHSS63.....	303	ZPS006i.....	025
ZCS2M300B.....	047	ZCZ013.....	182	ZHSS232.....	301	ZPS007i.....	025
ZCS2M425B.....	047	ZCZ020.....	179	ZHSS243.....	300	ZPS010.....	019
ZCS2M600B.....	047	ZCZ030.....	180	ZHSS244.....	301	ZPS020.....	019
		ZCZ031.....	183	ZHSS352.....	303	ZPS030.....	020
ZCS31.....	036	ZCZ031EP.....	183	ZHSS7667.....	299	ZPS070.....	020

ZPS080 .....	021	ZSA01 .....	163	ZSNC .....	078	ZUKH152EP .....	274
ZPS100 .....	023	ZSA02 .....	163	ZSNC-75 .....	078	ZUKH3127 .....	275
ZPS110 .....	021	ZSA03 .....	163	ZSND .....	078	ZUKH3152 .....	275
ZPS120 .....	022	ZSA04 .....	163	ZSND-75 .....	078	ZUKHB127 .....	275
ZPS130 .....	022	ZSA07 .....	163	ZSNE .....	078	ZUKHB152 .....	275
ZPS200 .....	023	ZSA08 .....	163	ZSNE-75 .....	078	ZUKS64EP .....	269
ZPSALP .....	024	ZSA09 .....	163	ZSNF .....	078	ZUKS76EP .....	269
		ZSA10 .....	163	ZSNF-75 .....	078	ZUKS64OP .....	269
ZPZ001 .....	174	ZSA11 .....	163	ZSNG .....	078	ZUKS76OP .....	269
ZPZ002 .....	174	ZSA12 .....	163	ZSNG-75 .....	078	ZUKS564 .....	268
ZPZ004 .....	175					ZUKS576 .....	268
ZPZ010 .....	165	ZSC64EP .....	282	ZSS01PS .....	079	ZUKS364 .....	268
ZPZ020 .....	165	ZSC76EP .....	282	ZSS02PS .....	079	ZUKS376 .....	268
ZPZ030 .....	166	ZSC364 .....	282	ZSS03PS .....	079	ZUKU64 .....	273
ZPZ050 .....	167	ZSC376 .....	282	ZSS04PS .....	079	ZUKU76 .....	273
ZPZ060 .....	167			ZSS07PS .....	079	ZULC64 .....	283
ZPZ070 .....	168	ZSN00 .....	077	ZSS08PS .....	079	ZULC76 .....	283
ZPZ071 .....	176	ZSN00A .....	077	ZSS09PS .....	079	ZURD364 .....	280
ZPZ071EP .....	176	ZSN00B .....	077	ZSS10PS .....	079	ZURD376 .....	280
ZPZ072 .....	176	ZSN01 .....	077	ZSS11PS .....	079	ZURNL64 .....	281
ZPZ073 .....	176	ZSN01A .....	077	ZSS12PS .....	079	ZURNL76 .....	281
ZPZ081 .....	177	ZSN01B .....	077	ZSS13PS .....	079	ZURNLT .....	281
ZPZ081EP .....	177	ZSN02 .....	077			ZURS364 .....	280
ZPZ082 .....	177	ZSN02A .....	077	ZTDA .....	290	ZURS376 .....	280
ZPZ083 .....	177	ZSN02B .....	077	ZTLKA .....	289	ZZ300 .....	279
ZPZ080 .....	168	ZSN03 .....	077	ZTLKAHD .....	289	ZZ301-400 .....	279
ZPZ090 .....	169	ZSN03A .....	077				
ZPZ100 .....	169	ZSN03B .....	077	ZTRC01 .....	291		
ZPZ110 .....	170	ZSN04 .....	077			ZUKB64 .....	273
ZPZ120 .....	170	ZSN04A .....	077			ZUKB76 .....	273
ZPZ130 .....	171	ZSN04B .....	077			ZUKD64EP .....	271
ZPZ140 .....	171	ZSN05 .....	077			ZUKD76EP .....	271
ZPZ170 .....	172	ZSN05A .....	077			ZUKD64OP .....	271
ZPZ210 .....	172	ZSN05B .....	077			ZUKD76OP .....	271
ZPZ230 .....	173	ZSN06 .....	077			ZUKD564 .....	270
ZPZ240 .....	173	ZSN06A .....	077			ZUKD576 .....	270
ZPZSR .....	174	ZSN06B .....	077			ZUKD364 .....	270
		ZSN07 .....	077			ZUKD376 .....	270
ZRB01 .....	292	ZSN07A .....	077			ZUKF64 .....	272
ZRB02 .....	292	ZSN07B .....	077			ZUKF76 .....	272
ZRBK01 .....	292	ZSN08 .....	077			ZUKF102 .....	272
		ZSN08A .....	077			ZUKFD64 .....	272
ZRD0060L .....	260	ZSN08B .....	077			ZUKFD76 .....	272
ZRD7260 .....	260	ZSNA .....	078			ZUKFD102 .....	272
ZRD7860 .....	261	ZSNA-75 .....	078			ZUKH127 .....	274
		ZSNB .....	078			ZUKH152 .....	274
ZRL .....	291	ZSNB-75 .....	078				

## CONDITIONS OF SALE

- 01 - Prices charged will be those stated at despatch.
- 02 - Credit terms will be 30 days from end of month unless specifically agreed otherwise.
- 03 - VAT is not included in the printed prices but will be shown as an extra on the invoice.
- 04 - All previous price lists and quotations are cancelled.
- 05 - In the event of goods developing a manufacturing fault we will replace them, but in doing so we do not accept any liability, consequential or otherwise.
- 06 - Any specifications shown in the catalogue or price list are correct on going to press.
- 07 - Verbal prices / quotations will not be deemed valid.
- 08 - All goods supplied by Zoo Hardware Ltd remain the property of Zoo Hardware Ltd until paid in full.
- 09 - Minimum carriage paid orders for the UK mainland is £125 nett. Orders below this value will be charged £7.95. Northern Ireland / Ireland, £400 carriage paid or £18 per box.
- 10 - Claims for short deliveries must be notified within 7 days from date of signing to a member of our sales team, damaged goods need to be raised within 24 hours of signing.

## DISCLAIMER

ZOO Hardware reserves the right to change designs and specifications in the interest of product development without prior notice.

## RETURNS PROCEDURE

Should you need to return products to us for any reason, the following procedures will help to ensure that we handle your request efficiently.

All returns must be authorised by the returns department. Once your request has been received, the returns department will send confirmation that we can/cannot accept the return for credit and confirm any re-stocking charges.

Return requests can only be arranged through our returns department on 01228 672 900 or via email to: **returns@zoo-hardware.co.uk**

For every returns request we will require the following details in order to process the paperwork: Items stock code, quantity and the original order number / invoice number.

We will accept returns for full credit (excluding any original delivery fee) as long as we have been notified within 14 days from receipt of goods. All returned items will be subject to a 20% restocking charge outside the 14 days from receipt of goods.

Any goods you wish to return or exchange for a different product, when re ordering if the order is under £125 there will be a carriage charge of £7.95.

Goods to be returned to Zoo Architectural Hardware by the customer at their cost and must include Zoo returns paperwork. Any returns arriving back for credit without pre-authorisation will be refused.

Goods received back in anything other than resalable condition will result in a request for credit being refused.

Goods that have been held by you for longer than a period of 6 months from the date of invoice will not be considered for return and credit.

Zoo Architectural Hardware can arrange collection (UK Mainland) at the cost of £15.00 for 1 box. Additional charges will apply for further boxes thereafter. Collections can only be arranged from the same address where the delivery was made. Missed collections or collections due to customer error will incur a charge.

We are unable to accept or exchange own branded stock and bespoke cylinder orders.

Any returns that are unauthorised or do not contain the official paperwork will be refused and returned to the customer.

Sale reps are not authorised to collect returns, please do not hand returns to your area rep as they will not be credited.

Shortages must be notified within 7 days of receipt. Notification outside the 7 day period will void any claim.



**ZOO**  
ARCHITECTURAL HARDWARE

ZOO Hardware Ltd  
Unit B, Dukes Drive  
Kingmoor Park North  
Carlisle, Cumbria  
CA6 4SH

T : +44 (0) 1228 672 900  
F : +44 (0) 1228 672 928  
E : sales@zoo-hardware.co.uk  
W : www.zoohardware.co.uk