



BUILDING PLASTICS

OUTDOORS LIVING SOLUTIONS

2021



**EXCLUSIVE
TRADE DEALS
AVAILABLE**

**ASK IN BRANCH
FOR DETAILS**



OUTDOOR LIVING & GARDEN BUILDINGS

PRODUCT RANGE

EXTERNAL CLADDING	4
COMPOSITE DECKING RANGE	20
DECKING JOISTS & FRAMES	30
COMPOSITE BALUSTRADES	34
COMPOSITE FENCING RANGE	38
SYNTHETIC TURF	49
GROUND SUPPORT GRID	50
RESIN BOUND AGGREGATES	52
GARDEN BUILDING RANGE	54
KYUBE GARDEN BUILDINGS	56
HUB GARDEN BUILDINGS	62
UNDERGROUND SYSTEMS	71
TIMBER	78
INSULATION	81



COMPOSITE FENCING

38



OVER 6000
PRODUCTS
IN-BRANCH



200+ BRANCHES
NATIONWIDE



PRODUCT EXPERTS
IN EVERY BRANCH



FREE SURVEYS
& QUOTATIONS



CLICK & COLLECT
IN-BRANCH



FREE ONSITE
DELIVERY*

*Longer lead times apply to made-to-order items. Applies to mainland UK only and excludes Northern Ireland & Northern Scotland. Minimum order value of £50.

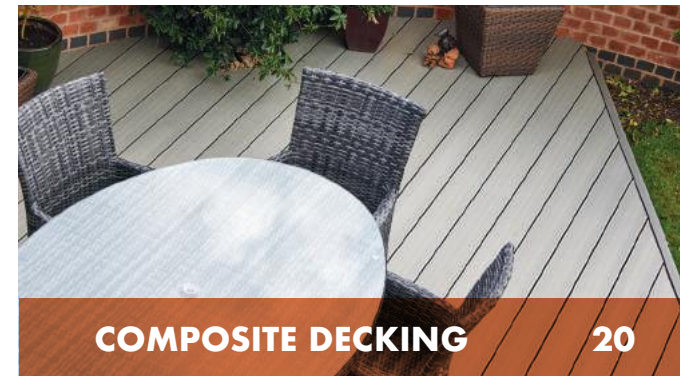
NEW
GARDEN BUILDING RANGE



UNDERGROUND SYSTEMS 71



GARDEN BUILDINGS 54



COMPOSITE DECKING 20



EXTERNAL CLADDING 4



BUILDING PLASTICS

EXTERNAL CLADDING

CONTENTS

Coastline	6
Forma	8
Forma slatted	10
Shiplap	12
VOX PVC stone & brick	14
Tudor board	18

A wide range of external and internal low-maintenance composite and PVC-U cladding systems that are easy-to-fit.

- **Lightweight composite cladding**

Weatherproof lightweight composite cladding that's easy to install - find out more on page 6.

- **Shiplap cladding**

Refresh tired brickwork or timber cladding with our range of low-maintenance PVC-U shiplap cladding - find out more on page 12.

- **VOX** solid system range of exterior PVC panels offers many benefits to traditional brick and stone systems, with a large choice of colours split over two design types stone effect and brick effect- find out more on page 14.



VOX PVC STONE PANELS

COASTLINE EXTERNAL CLADDING

A COMPOSITE CLADDING SYSTEM THAT'LL IMPROVE YOUR BOTTOM LINE



MINIMAL EXPANSION/CONTRACTION

INDEPENDENTLY FIRE TESTED (UK 2018) TO BS EN 13501-1

PATENT PENDING COMPOSITE MATERIAL

SIX NEW ENGLAND THROUGH COLOURS

BBA CERTIFIED SYSTEM

Coastline feather edge plank 203mm x 5mm x 167mm



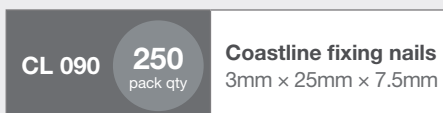
Code	Size	Length	Pack qty	Colours available
CL200	203mm x 167mm (5mm thickness)	5m length	4	Anthracite Grey, Pigeon Blue, Moondust Grey, Taupe, Soft Green, Oyster White

COLOUR AVAILABILITY See table for colour codes and availability	Cladding	Aluminium Components												
	CL 200	CI 001BK Starter bar	CL 002BK Head trim	CL 003 Wdw head trim	CL 004 End closer	CL 005 Ext corner	CL 006 Int corner	CL 007 Butt joint	CL 008 Reveal trim	CL 009 Reveal trim	CL 023 External closer	CL 025 Internal closer	CL 026 Head closer	
GY1 Anthracite Grey	●	X	X	●	●	●	●	●	●	●	●	●	●	
PB Pigeon Blue	●	X	X	●	●	●	●	●	●	●	●	●	●	
GY3 Moondust Grey	●	X	X	●	●	●	●	●	●	●	●	●	●	
TP Taupe	●	X	X	●	●	●	●	●	●	●	●	●	●	
SG Soft Green	●	X	X	●	●	●	●	●	●	●	●	●	●	
OW Oyster	●	X	X	●	●	●	●	●	●	●	●	●	●	
BK Black	X	●	●	X	X	X	X	X	X	X	X	X	X	

KEY

- Available
- x Not available

ACCESSORIES



Colour options: See table (left) for colour availability and add corresponding code to component code

FORMA EXTERNAL CLADDING

NEW RANGE OF EXTERNAL CLADDING BOARDS

SYNTHETIC CLADDING LOOKS COMPLETELY NATURAL

INNOVATIVE COLOUR STABLE BOARD WILL NOT GREY WITH WEATHERING

AVAILABLE IN A WIDE VARIETY OF COLOURS



Forma cladding board utilises the same advanced co-extrusion technology as the Forma decking and developed specifically for difficult to reach applications.

This synthetic cladding looks completely natural without any of the draw backs of 100% timber cladding products.

This innovative colour stable board will not grey with weathering and keeps its vibrant colour year on year making it ideal for hard to maintain applications such as high rise apartments and full building coverings. Available in a wide variety of colours this contemporary smooth finished cladding board is a sustainable solution to tired timber cladding and fascia.

FORMA EXTERNAL CLADDING COLOURS AVAILABILITY



ARGENT




HAVANA



SILVER BIRCH



FLINT



MIDNIGHT



SPICED OAK



Cladding board

13 x 142 x 3600mm

Code	Description	Qty
ECO3600	Composite Cladding Board	1

Colour options:

AR Argent, FL Flint, HA Havana, MD Midnight, SB Silver Birch, SO Spiced Oak



Joint trim

79 x 24 x 3600mm

Code	Description	Qty
ECO7923	Joint Trim	1

Colour options:

AR Argent, FL Flint, HA Havana, MD Midnight, SB Silver Birch, SO Spiced Oak



Angled trim

40 x 40 x 2900mm

Code	Description	Qty
ECO19	Angled Trim	1

Colour options:

AR Argent, FL Flint, HA Havana, MD Midnight, SB Silver Birch, SO Spiced Oak



External corner trim

58 x 58 x 3600mm

Code	Description	Qty
ECO5858	External Corner Trim	1

Colour options:

AR Argent, FL Flint, HA Havana, MD Midnight, SB Silver Birch, SO Spiced Oak



F Shape trim

40 x 40 x 2900mm

Code	Description	Qty
ECO4746	F Shape Trim	1

Colour options:

AR Argent, FL Flint, HA Havana, MD Midnight, SB Silver Birch, SO Spiced Oak



Internal corner trim

72 x 72 x 3600mm

Code	Description	Qty
ECO7272	Internal Corner Trim	1

Colour options:

AR Argent, FL Flint, HA Havana, MD Midnight, SB Silver Birch, SO Spiced Oak



Finishing board

80 x 15 x 3600mm

Code	Description	Qty
ECO8015	Finishing Board	1

Colour options:

AR Argent, FL Flint, HA Havana, MD Midnight, SB Silver Birch, SO Spiced Oak

FORMA SLATTED EXTERNAL CLADDING


**WEATHER-RESISTANT &
ETHICALLY-SOURCED SLATTED CLADDING**



INSPIRED FROM NATURAL WESTERN RED CEDAR

LOOKS AS IMPRESSIVE AS NATURAL WOOD
CLADDING WITH NO NEED TO PAINT, STAIN OR OIL

25 YEAR WARRANTY



Forma slatted cladding takes inspiration from natural western red cedar.

This stunning material from the capped Forma® range looks as impressive as natural wood cladding with no need to paint, stain or oil.

Forma cladding products come with a 25 year warranty.


FORMA EXTERNAL SLATTED CLADDING COLOURS AVAILABILITY



MIDNIGHT



SPICED OAK



SILVER BIRCH



Slatted cladding board

size 25 x 120 x 3600mm

Code	Description	Qty
ECOSLATSO	Spiced Oak Composite Slatted Cladding Board 3600mm	1
ECOSLATMD	Midnight Composite Slatted Cladding Board 3600mm	1
ECOSLATSB	Silver Birch Composite Slatted Cladding Board 3600mm	1



Slatted cladding corner trim

size 78 x 45 x 3600mm

Code	Description	Qty
ECOSLATSOCT	Spiced Oak Composite Slatted Cladding Corner Trim 3600mm	1
ECOSLATMDCT	Midnight Composite Slatted Cladding Corner Trim 3600mm	1
ECOSLATSBCT	Silver Birch Composite Slatted Cladding Corner Trim 3600mm	1



Slatted cladding end trim

size 75 x 54 x 3600mm

Code	Description	Qty
ECOSLATSOET	Spiced Oak Composite Slatted Cladding End Trim 3600mm	1
ECOSLATMDET	Midnight Composite Slatted Cladding End Trim 3600mm	1
ECOSLATSBET	Silver Birch Composite Slatted Cladding End Trim 3600mm	1



Starter bar

size 14.5 x 15 x 3000mm

Code	Description	Qty
ECO702SB	Aluminium Cladding Starter Bar	1

Fitting accessories

Code	Description	Qty
ECO701CC	Aluminium Cladding Clips 25x14.5x22mm (250)	1 pk
ECO703PP	Plastic Pad 18x8mm	1
ECO704CW	Wood Screws for Cladding Clips 6x3/4 (250)	1 pk

SHIPLAP EXTERNAL CLADDING

SHIPLAP CLADDING

SC 150 150mm Shiplap Cladding
(5mm thickness) 5m length



5
pack qty

Colour options:
White, Rosewood, Irish Oak,
Anthracite Grey

SC 125 125mm Shiplap Cladding
(6mm thickness) 5m length



5
pack qty

Colour options:
White, Rosewood, Black Ash,
Anthracite Grey

OV100 100mm V-Groove Cladding
(6mm thickness) 5m length



5
pack qty

Colour options:
White, Rosewood,
Anthracite Grey

SHIPLAP CLADDING TRIMS

Butt Joint

Use with Shiplap



10
pack qty

Code	Size
BJ 100	100mm
BJ 125	125mm
BJ 150	150mm


Colour options:
see table

COLOUR AVAILABILITY See table for colour codes and availability	Cladding			Trim					Butt joints		
	SC 125	SC 150	OV 100	ST 125	ET 125	AT 125	DT 125	JT 125	BJ 100	BJ 125	BJ 150
WH White	•	•	•	•	•	•	•	•	•	•	•
RO Rosewood	•	•	•	X	•	•	•	•	•	•	•
WY Black Ash	•	X	X	X	•	•	•	•	X	•	X
B Brown	X	X	X	•	X	X	X	X	X	X	X
CO Caramel	X	X	X	•	X	X	X	X	X	X	X
WLO1 Irish Oak	X	•	X	X	•	•	•	X	X	X	•
GY1 Anthracite Grey	•	•	•	X	•	•	•	•	•	•	•

KEY
 • Available x Not available * Made to order

SHIPLAP CLADDING TRIMS

JT 125 Centre joint
5m length



5
pack qty

Colour options:
White, Rosewood, Black Ash,
Anthracite Grey

ST 125 125mm starter trim
125mm x 5m



10
pack qty

ET 125 125mm edge trim
125mm x 5m



5
pack qty

AT 125 125mm angle trim
125mm x 5m




5
pack qty

DT 125 125mm drip trim
125mm x 5m



10
pack qty

Cladding pins



250
pack qty

Code	Size
CP 25	25mm
CP 30	30mm

GET A TRADE ACCOUNT TODAY ASK IN BRANCH FOR MORE DETAILS



**OVER 6000
PRODUCTS AVAILABLE
IN-BRANCH**



**200+ BRANCHES
NATIONWIDE**



**£2,000 INSTANT
TRADE CREDIT**



**DEDICATED
ACCOUNT MANAGER**



**EXCLUSIVE TRADE
ACCOUNT PRICING**



**ONLINE TRADE
ACCOUNT**

VOX EXTERNAL CLADDING

PVC PANELS OFFERS MANY BENEFITS TO TRADITIONAL BRICK AND STONE SYSTEMS




VOX solid system range of exterior PVC panels offers many benefits to traditional brick and stone systems, with a large choice of colours split over two design types stone effect and brick effect. They offer an attractive look which looks as good on the inside of your home as it does on the outside. The VOX solid external panels were designed to withstand the changing weather conditions

throughout the UK and Europe, with this in mind they do not fade in sunlight and are designed to withstand heavy impacts. Once fitted they will last a lifetime and provide you with an easy to clean and maintain solution to rejuvenate an existing tired or old building or bring a new look to a new build.

STONE AND BRICK COLOURS AVAILABILITY



BRISTOL



COVENTRY



BEIGE



DORSET



LIGURIA



LIGHT BROWN



YORK



UMBRIA



EXETER



TOSCANA



**SPECIAL ORDER
DELIVERED IN
7 DAYS**



Exterior brick cladding

Size: 420mm x 1000mm

Code	Colour
QVOXSB08	Exeter
QVOXSB06	Dorset
QVOXSB09	York
QVOXSB07	Bristol
QVOXSB10	Coventry



Exterior stone cladding

Size: 420mm x 1000mm

Code	Colour
QVOXSS05	Umbria
QVOXSS06	Toscana
QVOXSS04	Liguria



Exterior sandstone cladding

Size: 420mm x 1000mm

Code	Colour
QVOXSS05	Light Brown
QVOXSS06	Beige



External corner trim brick

Size: 420mm

Code	Colour
QVOXSB08A	Exeter
QVOXSB06A	Dorset
QVOXSB09A	York
QVOXSB07A	Bristol
QVOXSB10A	Coventry



External corner trim stone

Size: 420mm

Code	Colour
QVOXSS05A	Umbria
QVOXSS06A	Toscana
QVOXSS04A	Liguria



External corner trim sandstone

Size: 420mm

Code	Colour
QVOXSSA02A	Light Brown
QVOXSSA01A	Beige

VOX EXTERNAL CLADDING



Internal corner trim brick

Size: 420mm

Code	Colour
------	--------

QVOXSB08B	Exeter
------------------	--------

QVOXSB06B	Dorset
------------------	--------

QVOXSB09B	York
------------------	------

QVOXSB07B	Bristol
------------------	---------

QVOXSB10B	Coventry
------------------	----------



Internal corner trim stone

Size: 420mm

Code	Colour
------	--------

QVOXSS05B	Umbria
------------------	--------

QVOXSS06B	Toscana
------------------	---------

QVOXSS04B	Liguria
------------------	---------



Internal corner trim sandstone

Size: 420mm

Code	Colour
------	--------

QVOXSSA02B	Light Brown
-------------------	-------------

QVOXSSA01B	Beige
-------------------	-------



Starter trim

Size: 3000mm

Code

QVOXST01




Top edge trim

Size: 3000mm

Code	Colour
------	--------

QVOXST02	Light
-----------------	-------

QVOXST03	Dark
-----------------	------



Top ventilation edge trim

Size: 3000mm

Code	Colour
------	--------

QVOXST04	Light
-----------------	-------

QVOXST05	Dark
-----------------	------



SPICED OAK
COMPOSITE PANEL CLADDING

LONG LASTING, LOW MAINTENANCE

 **ECOSCAPE**[®] **UK** COMPOSITE DECKING
CLADDING & FENCING

TUDOR BOARDS



BENEFITS AT A GLANCE

15-year guarantee for peace of mind

Quick and easy installation

Oak grain embossed finish

Available in 5 colour options

TRADITIONAL LOOK WITH MODERN MATERIALS

Polyurethane Tudor board is the authentic, low maintenance solution to your rotting wood exteriors - and a long lasting alternative for new builds

TUDOR BOARD COLOURS AVAILABILITY



Tudor boards

Code	Size	Qty
1003WS	100mm x 20mm x 3.030m	8 lengths
1253WS	125mm x 22mm x 3.030m	8 lengths
1504.2WS	150mm x 25mm x 4.2m	8 lengths
1754.2WS	175mm x 25mm x 4.2m	6 lengths
2004.2WS	200mm x 25mm x 4.2m	6 lengths
2254.2WS	225mm x 25mm x 4.270m	6 lengths

Colour options:

AG Anthracite Grey / BLK Black Tudor / CB Choc Brown / GO Gold Oak Tudor / RW Rosewood Tudor

TUDOR BOARD ACCESSORIES



Tudor board pegs & drilling template

Code	Colour	Qty
AGPEGWS	Anthracite Grey	64
BLKPEGWS	Black Tudor	64
CBPEGWS	Choc Brown Tudor	64
GOPEGWS	Gold Oak Tudor	64
RWPEGWS	Rosewood Tudor	64
TEMPLATETEWS	N/A	-



GET A TRADE ACCOUNT TODAY
ASK IN BRANCH FOR MORE DETAILS



**£2,000 INSTANT
TRADE CREDIT**



**EXCLUSIVE TRADE
ACCOUNT PRICING**



**DEDICATED
ACCOUNT MANAGER**



**ONLINE TRADE
ACCOUNT**

DECKING RANGE

CONTENTS

DECKING

Eurocell decking	22
Clarity decking	24
Forma decking	26
Triton decking	28
Decking joists & frames	30

BALUSTRADE

Balustrade kits	36
Balustrade components	38

- **Eurocell** woodgrain and groove decking is perfect for gardens, patios, pool areas and holiday homes.
- **Clarity** is creates a natural look and feel that will not splinter or split making Clarity boards the perfect surface for bare feet and children.
- **Forma** uses advanced co-extrusion technology generates an externally durable outer layer. Capped decking for extra strength. The board has a dual surface finish with a wood grain on one side and wide groove pattern on the reverse.
- **Triton** - The natural colour of our Double Faced WPC Decking blends seamlessly into any outside space, whilst keeping it looking bright and fresh.
- **Decking joists and frames** - a range of plastic joists and posts provide a simple, easy to install timber free sub-structure for all composite decking projects. The plastic joists and posts are available in a range of sizes (see specification) and combine well with our other support systems.



EUROCELL COMPOSITE DECKING

THE FEATURES & BENEFITS OF EUROCELL HOLLOW DECKING ARE:

20 Year guarantee

Recycled wood polymer construction

More durable than timber

Concealed fixings

Anti-slip surface

Durable and Long Lasting

Low maintenance - no need to paint, stain or seal

Does not rot, warp or splinter

Support up to 100kg

Dual surface (woodgrain & grooved)



EUROCELL EMBOSSED RANGE OF HOLLOW DECKING

COLOUR OPTIONS




ANCIENT BLACK




WILD BROWN




SALT LAKE SILVER



ANTIQUE ASH



WOODGRAIN



GROOVED

DUAL SIDED BOARDS

Hollow woodgrain & groove decking

Code	Size	Colour
EC-DECK-AB	3.6m	Ancient Black
EC-DECK-AA	3.6m	Antique Ash
EC-DECK-SLS	3.6m	Salt Lake Silver
EC-DECK-WB	3.6m	Wild Brown

Hollow woodgrain & groove fascia trims


Code	Size	Colour
EC-FASCIA-AB	3.6m	Ancient Black
EC-FASCIA-AA	3.6m	Antique Ash
EC-FASCIA-SLS	3.6m	Salt Lake Silver
EC-FASCIA-WB	3.6m	Wild Brown



Step & edge nosing – size: 95x45mmx3.66m

Code - WOODGRAIN	Colour
EC-STEPNOSE-AB-WG	Ancient Black
EC-STEPNOSE-AA-WG	Antique Ash
EC-STEPNOSE-SLS-WG	Salt Lake Silver
EC-STEPNOSE-WB-WG	Wild Brown

Code - GROOVED	Colour
EC-STEPNOSE-AB-GR	Ancient Black
EC-STEPNOSE-AA-GR	Antique Ash
EC-STEPNOSE-SLS-GR	Salt Lake Silver
EC-STEPNOSE-WB-GR	Wild Brown



Edging trim – size: 65x38x3.66m

Code	Colour
EC-EDGETRIM-AB	Ancient Black
EC-EDGETRIM-AA	Antique Ash
EC-EDGETRIM-SLS	Salt Lake Silver
EC-EDGETRIM-WB	Wild Brown



Starter Clip



Code	Pack qty
TG-STCLIP	100

Locking clip



Code	Pack qty
EC-LOCKCLIP	250

PE clip

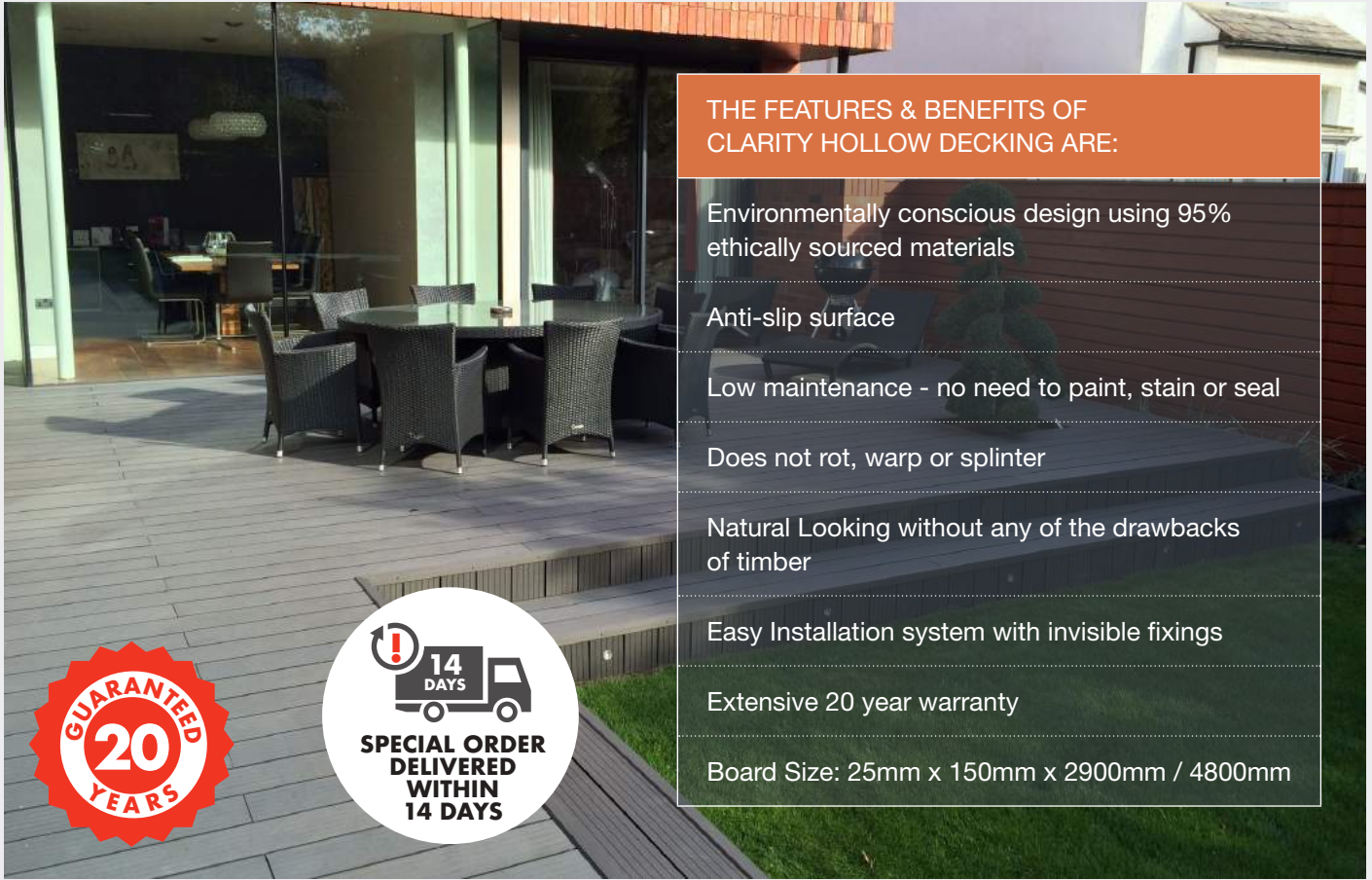


Code	Pack qty
TG-PECLIP	250

Colour coded screws

Code	Colours
EC-FASSCREW-SLS	Salt Lake Silver
EC-FASSCREW-AB	Ancient Black
EC-FASSCREW-WB	Wild Brown
EC-FASSCREW-AA	Antique Ash

CLARITY COMPOSITE DECKING



THE FEATURES & BENEFITS OF CLARITY HOLLOW DECKING ARE:

- Environmentally conscious design using 95% ethically sourced materials
- Anti-slip surface
- Low maintenance - no need to paint, stain or seal
- Does not rot, warp or splinter
- Natural Looking without any of the drawbacks of timber
- Easy Installation system with invisible fixings
- Extensive 20 year warranty
- Board Size: 25mm x 150mm x 2900mm / 4800mm

CLARITY RANGE OF HOLLOW DECKING

Clarity Charcoal decking boards provide the attractive look of clean lines mixed with dark tones to retain a timeless modern look year after year.

This dark composite decking system is made up from 55% reclaimed wood fibres and 45% recycled HDPE.

The material creates a natural wood look and feel that will not splinter or split making Clarity boards the perfect surface for bare feet and children.

If you are looking for a lighter tone please view our Graphite decking boards.

CLARITY DECKING COLOURS AVAILABILITY



CHARCOAL



ASH



GRAPHITE



AUTUMN



WALNUT

DOUBLE SIDED BOARD



WIDE GROOVE



NARROW GROOVE



Clarity decking - board

Code	Description	Size
ECO05AS	Ash Deck Board	150x25x2900
ECO05AT	Autumn Deck Board	150x25x2900
ECO05AC	Charcoal Deck Board	150x25x2900
ECO05AG	Graphite Deck Board	150x25x2900
ECO05AW	Walnut Deck Board	150x25x2900
ECO05BAS	Ash Deck Board	150x25x3000
ECO05BAT	Autumn Deck Board	150x25x3000
ECO05BAC	Charcoal Deck Board	150x25x3000
ECO05BAG	Graphite Deck Board	150x25x3000
ECO05BAW	Walnut Deck Board	150x25x3000
ECO05CAS	Ash Deck Board	150x25x4800
ECO05CAT	Autumn Deck Board	150x25x4800
ECO05CAC	Charcoal Deck Board	150x25x4800
ECO05CAG	Graphite Deck Board	150x25x4800
ECO05CAW	Walnut Deck Board	150x25x4800

Colour coded screws

Code	Colours
ECO09CSAS	Ash
ECO09CSA	Autumn
ECO09CSC	Charcoal
ECO09CSG	Graphite
ECO09CSW	Walnut



Clarity decking - edge board

Code	Description	Size
ECO007SAS	Ash Solid Edge Board	25x150x2900
ECO007SA	Autumn Solid Edge Board	25x150x2900
ECO007SC	Charcoal Solid Edge Board	25x150x2900
ECO007SG	Graphite Solid Edge Board	25x150x2900
ECO007SW	Walnut Solid Edge Board	25x150x2900



Clarity decking - flat trim

Code	Description	Size
ECO9010AC	Charcoal Multipurpose Composite Board	90x10x2900
ECO9010AG	Graphite Multipurpose Composite Board	90x10x2900
ECO15010AS	Ash Flat Facia Trim	150x10x2900
ECO15010AT	Autumn Flat Facia Trim	150x10x2900
ECO15010CL	Charcoal Flat Facia Trim	150x10x2900
ECO15010G	Graphite Flat Facia Trim	150x10x2900
ECO15010W	Walnut Flat Facia Trim	150x10x2900

Clarity decking - trims

Code	Description	Size
ECO06AS	Ash Angle Trim	42x6x2900
ECO06AT	Autumn Angle Trim	42x6x2900
ECO06AC	Charcoal Angle Trim	42x6x2900
ECO06AG	Graphite Angle Trim	42x6x2900
ECO06AW	Walnut Angle Trim	42x6x2900

FORMA COMPOSITE DECKING

THE FEATURES & BENEFITS OF FORMA HOLLOW DECKING ARE:

Environmentally conscious design using 95% ethically sourced materials

Dura capping for UV and stain resistance

Low maintenance - no need to paint, stain or seal

Does not rot, warp or splinter

Natural Looking without any of the drawbacks of timber

Easy Installation system with invisible fixings

Extensive 25 year warranty decking

Board length options: 2.9m, 3m, and 4.8m

Board size: 25mm x 150mm x 2900mm/4800mm


**SPECIAL ORDER
DELIVERED
WITHIN
14 DAYS**

**GUARANTEED
25
YEARS**

FORMA RANGE OF HOLLOW DECKING

Similar to the Clarity range our Forma boards are still made up of 55% reclaimed wood fibres and 45% recycled plastic. However the Forma uses advanced co-extrusion technology generates an externally durable outer layer, the board has a dual surface finish with a wood grain on one side and wide groove pattern on the

reverse. This process mixes the board colours uniquely resulting in no two boards being the same. This unique process creates boards mimicking beautiful non-uniformity of natural timber.

FORMA DECKING COLOURS AVAILABILITY




ARGENT



HAVANA



FLINT



MIDNIGHT





SILVER BIRCH



SPICED OAK

CONTRASTING COLOURS





Decking board- Forma

Code	Description	Size
ECO16AR	Argent Deck Board	150x25x2900
ECO16FL	Flint Deck Board	150x25x2900
ECO16HA	Havana Deck Board	150x25x2900
ECO16MD	Midnight Deck Board	150x25x2900
ECO16SB	Silver Birch Deck Board	150x25x2900
ECO16SO	Spiced Oak Deck Board	150x25x2900
ECO16AR30	Argent Deck Board	150x25x3000
ECO16FL30	Flint Deck Board	150x25x3000
ECO16HA30	Havana Deck Board	150x25x3000
ECO16MD30	Midnight Deck Board	150x25x3000
ECO16SB30	Silver Birch Deck Board	150x25x3000
ECO16SO30	Spiced Oak Deck Board	150x25x3000
ECO16AR48	Argent Deck Board	150x25x4800
ECO16FL48	Flint Deck Board	150x25x4800
ECO16HA48	Havana Deck Board	150x25x4800
ECO16MD48	Midnight Deck Board	150x25x4800
ECO16SB48	Silver Birch Deck Board	150x25x4800
ECO16SO48	Spiced Oak Deck Board	150x25x4800



Double sided edge trim

Flat trim- Forma

Code	Description	Size
ECO17AR	Argent Composite Trim	150x25x2900
ECO17FL	Flint Composite Trim	150x25x2900
ECO17HA	Havana Composite Trim	150x25x2900
ECO17MD	Midnight Composite Trim	150x25x2900
ECO17SB	Silver Birch Composite Trim	150x25x2900
ECO17SO	Spiced Oak Composite Trim	150x25x2900



Angle trim- Forma

Code	Description	Size
ECO18AR	Argent Trim, Angled	40x40x2900
ECO18FL	Flint Trim, Angled	40x40x2900
ECO18HA	Havana Trim, Angled	40x40x2900
ECO18MD	Midnight Trim, Angled	40x40x2900
ECO18SB	Silver Birch Trim, Angled	40x40x2900
ECO18SO	Spiced Oak Trim, Angled	40x40x2900

Starter Clip



Code	Pack qty
EC-STCLIP	100

PE Clip

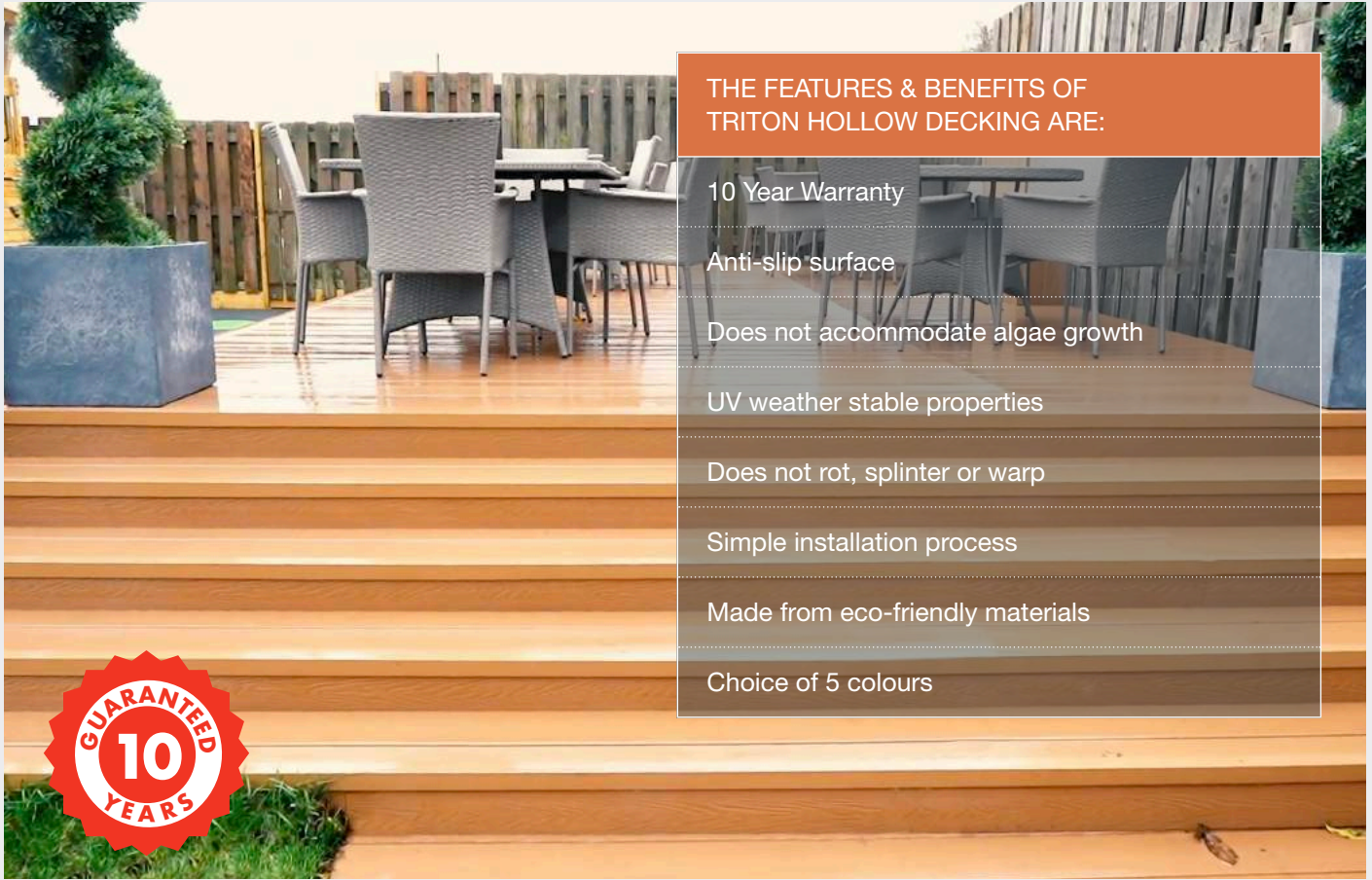


Code	Pack qty
EC-PECLIP	100

Colour coded screws

Code	Colours	Code	Colours
ECO09CSAR	Argent	ECO09CSMD	Midnight
ECO09CSFL	Flint	ECO09CSSB	Silver Birch
ECO09CSHA	Havana	ECO09CSSO	Spiced Oak

TRITON COMPOSITE DECKING



THE FEATURES & BENEFITS OF TRITON HOLLOW DECKING ARE:

- 10 Year Warranty
- Anti-slip surface
- Does not accommodate algae growth
- UV weather stable properties
- Does not rot, splinter or warp
- Simple installation process
- Made from eco-friendly materials
- Choice of 5 colours

TRITON RANGE OF HOLLOW DECKING

The natural colour of our Double Faced WPC Decking blends seamlessly into any outside space, whilst keeping it looking bright and fresh. Alongside this, it boasts all the great benefits of WPC Decking and is available in a choice of 3m or 5m decking boards for a variety of projects. WPC (Wood Plastic Composite) is a unique composition

to replicate wood without the maintenance and hazards of traditional timber decking. 45% timber fibres + 55% HDPE and additives.


TRITON DECKING COLOURS AVAILABILITY



BLACK




TEAK



BROWN



NATURAL



GREY

DOUBLE SIDED BOARD



WOODGRAIN



GROOVE



Triton decking - boards

Code	Description	Size
WPCDF50	Double faced deck board - 5m	W:148 x d:25 x l:5000mm
WPCDF30	Double faced deck board - 3m	W:148 x d:25 x l:3000mm
Colour options: BK Black, BN Brown, GY Grey, NL Natural, TK Teak		

Triton decking - angle edge trim

Code	Description	Size
WPCDF50-AT	Double faced angle trim - 5m	W:40 x d:40 x l:5000mm
WPCDF30-AT	Double faced angle trim - 3m	W:40 x d:40 x l:3000mm
Colour options: BK Black, BN Brown, GY Grey, NL Natural, TK Teak		



decking starter clip



Decking intermediate clip

Fitting accessories

Code	Description	Size
WPCDF50-SUB	Double faced sub frame 5m	l:5000mm
WPCSST-CLIPPK	Plastic fixing clip + screw	
WPCSST-ST-CLIPPK	s/s decking starter clip - pk 20	
WPCSST-SS-CLIPPK	s/s decking intermediate clip - pk 100	

Triton decking - Step

Code	Description	Size
WPCSST-30-SP-BK	WPC step - black 2.95m	l:2950mm
WPCSST-30-SP-BN	WPC step -brown 2.95m	l:2950mm
WPCSST-30-SP-NL	WPC step - natural 2.95m	l:2950mm
WPCSST-30-SP-TK	WPC step - teak 2.95m	l:2950mm



PERFECT PARTNER

Our 20" Predator PVC-U saw is the perfect tool for composite decking and fencing. See the full range of tools in our Tools & Sealants catalogue.

DECKING - JOIST & FRAMES



THE PERFECT HEIGHT



DECKING JOIST AND FRAMES

The Ecoscape UK range of plastic joists and posts provide a simple, easy to install timber free sub-structure for all composite decking projects.

The plastic joists and posts are available in a range of sizes (see specification) and combine well with our other support systems.

These products are perfect for use in all conditions as they do not rot, split or warp. This ensures you end up with a stylish and durably sound investment.

Our fixed pedestals provide a solid fixture that can work in any conditions. The height can be altered to suit from 22mm up to 550mm.




Plastic joist

Code	Description	Size
ECOPL5050	Forte Plastic Joist - Solid	50x50x2400
ECOPL12550	Forte Plastic Joist - Solid	125x50x3000
ECOPL100100	Forte Plastic Joist - Solid	100x100x3000



Aluminium joist

Code	Description	Size
EOAJ4040	Powder Coated 9005 Black Aluminium Joist	40 x 40 x 3600mm



Adjustable pedestals

Code	Description	Size
ECO01AP	Forte Adjustable Decking Pedestal	40-56mm
ECO02AP	Forte Adjustable Decking Pedestal	50-70mm
ECO03AP	Forte Adjustable Decking Pedestal	70-110mm
ECO04AP	Forte Adjustable Decking Pedestal	110-160mm
ECO05AP	Forte Adjustable Decking Pedestal	150-210mm
ECO06AP	Forte Adjustable Decking Pedestal	200-300mm
ECO07AP	Forte Adjustable Decking Pedestal	300-400mm


Adjustable pedestals

Code	Description	Size
ECO08AP	Forte Adjustable Decking Pedestal	400-500mm
ECO09AP	Forte Adjustable Decking Pedestal	500-600mm
ECO10AP	Forte Adjustable Decking Pedestal	600-700mm
ECO11AP	Forte Adjustable Decking Pedestal	700-800mm
ECO12AP	Forte Adjustable Decking Pedestal	800-900mm
ECO13AP	Forte Adjustable Decking Pedestal	900-1000mm



Fixed head decking pedestal

Code	Description	Size
ECO01FP	Forte Fixed Head Decking Pedestal	22-35mm
ECO02FP	Forte Fixed Head Decking Pedestal	35-55mm
ECO03FP	Forte Fixed Head Decking Pedestal	55-95mm
ECO04FP	Forte Fixed Head Decking Pedestal	95-165mm
ECO05FP	Forte Fixed Head Decking Pedestal	165-235mm
ECO06FP	Forte Fixed Head Decking Pedestal	200-270mm
ECO07FP	Forte Fixed Head Decking Pedestal	260-340mm
ECO08FP	Forte Fixed Head Decking Pedestal	305-375mm
ECO09FP	Forte Fixed Head Decking Pedestal	365-445mm
ECO10FP	Forte Fixed Head Decking Pedestal	410-480mm
ECO11FP	Forte Fixed Head Decking Pedestal	470-550mm



Fixed decking cradle & levelling pads

Code	Description	Size
ECO10FC	Forte Fixed Decking Cradle 10mm	10mm
ECOLP5	Forte Rubber Levelling Pad, 5mm	5x100x100
ECOPS5	Forte Plastic Shim, 5mm	

Adjustable decking cradle

Code	Description	Size
ECO40AC	Forte Adjustable Decking Cradle 10-40mm	

**GET A
TRADE ACCOUNT
TODAY**
ASK IN BRANCH
FOR MORE DETAILS

ACCESSORIES

Accessories		
Code	Description	Size
ECOSDS	Forte Pan head Self Drill Screw, (For Aluminium Joist), 100	4.2x13
ECOPH	Forte M5 Pan head Self Tapping Screw, (For HR Brackets), 100	20mm
ECO09CSAS	Ash Colour Coded Screw	63mm Screw
ECO09CSA	Autumn Colour Coded Screw	63mm Screw
ECO09CSCE	Cedar Colour Coded Screw	63mm Screw
ECO09CSC	Charcoal Colour Coded Screw	63mm Screw
ECO09CSCH	Chestnut Colour Coded Screw	63mm Screw
ECO09CSG	Graphite Colour Coded Screw	63mm Screw
ECO09CSW	Walnut Colour Coded Screw	63mm Screw

Accessories		
Code	Description	Size
ECO09CSAR	Argent Colour Coded Screw	63mm Screw
ECO09CSFL	Flint Colour Coded Screw	63mm Screw
ECO09CSHA	Havana Colour Coded Screw	63mm Screw
ECO09CSMD	Midnight Colour Coded Screw	63mm Screw
ECO09CSSB	Silver Birch Colour Coded Screw	63mm Screw
ECO09CSSO	Spiced Oak Colour Coded Screw	63mm Screw
ECO09SD	Square Drive Tool	
ECO09SB	Smart Countersink Bit	
ECO09RB	Replacement Bits	

GET A TRADE ACCOUNT TODAY ASK IN BRANCH FOR MORE DETAILS



**OVER 6000
PRODUCTS AVAILABLE
IN-BRANCH**



**200+ BRANCHES
NATIONWIDE**



**£2,000 INSTANT
TRADE CREDIT**



**DEDICATED
ACCOUNT MANAGER**



**EXCLUSIVE TRADE
ACCOUNT PRICING**



**ONLINE TRADE
ACCOUNT**



SPICED OAK
COMPOSITE SLATTED CLADDING

LONG LASTING, LOW MAINTENANCE

 **ECOSCAPE**[®] **UK** COMPOSITE DECKING
CLADDING & FENCING

COMPOSITE BALUSTRADE

THE FEATURES & BENEFITS OF OUR COMPOSITE BALUSTRADES:

Strong and safe construction

Available with glass option

Quick and easy to install

Easy to clean

Does not rot, splinter or warp

No painting or staining




Available in the full Clarity range colours Ash, Autumn, Charcoal, Graphite and Walnut. Ideal for those who do not want to obscure their view, this system utilises stainless steel 316 grade stainless steel clamps to create a seamless view from your decking.


Manufactured in accordance to British standard building regulations you can rest in the peace of mind that the barrier will help prevent any incidents around the edges of your decking whether it is raised or not.




COLOUR OPTIONS




CHARCOAL




WALNUT



ASH



GRAPHITE




AUTUMN

COMPOSITE BALUSTRADE – KITS

BALUSTRADE KITS

KIT 1




KIT 1 contains -
100x170x1500mm

EC-BALUSTRADE

2 x Composite handrail
10 x Spindles
20 x Spindle inserts
2 x L brackets

Colour options:
Graphite GR, Charcoal CC,
Walnut WN, Ash AS

KIT 2A



KIT 2A contains -
110x110x2400mm

EC-BALUSTR-FMP

1 x Newel 95x95x2400mm
1 x Post Caps

Colour options:
Graphite GR, Charcoal CC,
Walnut WN, Ash AS

KIT 2B



KIT 2B contains -
110x110x1200mm

EC-BALUSTR-SMP

1 x Newel 95x95x1150mm
1 x Post Caps
1 x Bolt Down Support for Newel

Colour options:
Graphite GR, Charcoal CC,
Walnut WN, Ash AS

BALUSTRADE GLASS



Glass balustrade panels

Code	Description	Size
ECO10TG	10mm Toughened Glass	10x905x1074mm
ECO12TG	12mm Toughened Glass	12x905x1074mm



SS handrail & bracket kit for glass




Code	Size
ECO02SSU11-RF95	1100 x 42.4 x 2mm

Accessories



Code	Description	Size
ECO02FB10/12	316 SS Brushed Clamps, Flat Back	for 10 & 12mm glass
ECO02RB10/12	316 SS Brushed Clamps, Round Back	for 10 & 12mm glass
ECO02RI12	Rubber Insert	

BALUSTRADE FINISH AND ACCESSORIES



Newel – size: 1150x95x95mm

Code	Colour
NEWEL-1150-GR	Graphite
NEWEL-1150-CC	Charcoal
NEWEL-1150-WN	Walnut
NEWEL-1150-AS	Ash

Newel – size: 2400x95x95mm

Code	Colour
ECO07BS	Ash
ECO07BA	Autumn
ECO07BC	Charcoal
ECO07BG	Graphite
ECO07BW	Walnut

Handrail – size: 45x93x1800mm

Code	Colour
ECO09BS	Ash
ECO09BA	Autumn
ECO09BC	Charcoal
ECO09BG	Graphite
ECO09BW	Walnut

Post cap - square bevelled

Code	Colour
ECO10CS	Ash
ECO10CA	Autumn
ECO10CC	Charcoal
ECO10CG	Graphite
ECO10CW	Walnut

Accessories

Code	Description	Size
ECO09SI	Spindle Insert	37.5x37.5
ECO09LB	Newel to Handrail L-Shape Bracket	50x40
ECO09BD	Bolt Down Support	150x150x700

Composite spindle – Size: 54x54x900mm

Code	Colour
ECO11BS	Ash
ECO11BA	Autumn
ECO11BC	Charcoal
ECO11BG	Graphite
ECO11BW	Walnut


New
UPVC Decking



Completely reversible,
DuoDeck offers two different
styles in one deck board.



Plain
Woodgrain



Woodgrain with
grooves




DuoDeck

by **easy-trim** 

Manufactured in Britain from 80% recycled PVC, DuoDeck is the eco-friendly, low maintenance alternative to timber decking. With excellent slip resistance, class 1 fire rating, excellent versatility and fantastic durability, DuoDeck is the stand-out performer in decking. Unlike timber decking, DuoDeck does not splinter, crack or become slippery over time. Furthermore in accordance with BS7976-2, DuoDeck is slip-resistant in wet and dry conditions making it perfectly safe for children to play.

The low maintenance qualities of DuoDeck mean your deck is built to last. With excellent water resistant properties, DuoDeck will not rot or require painting or treating, remaining in excellent condition season after season. Easy to clean, with little to no maintenance required and a 10 year warranty, DuoDeck is the obvious choice for your outside space.



Carbon

Graphite

Pewter

Chestnut



FENCING RANGE

CONTENTS

Eco fencing	40
Composite fencing	42
Clarity fencing	44

- **Eco Fencing** - this composite fencing's unique finish will add beauty and complements gardens for years to come.
- **Composite fencing** - with its modern, sleek colour and simple tongue and groove fitting system that provides adaptability and ideal for a range of applications.
- **Clarity fencing range** - These incredibly light fencing panels are incredibly strong, easy handling and transportation and environmentally friendly using 75% recycled materials.



CLARITY COMPOSITE FENCING

ECO FENCING



BEFORE



AFTER




Composite fencing boards

Code	Description	Size
ECOFPAN6	6ft lengths graphite	58x300x1829mm
ECOFPAN8	8ft lengths graphite	58x300x2438mm

Colour options:
Graphite GRA, Natural NAT, Walnut WAL

COLOUR OPTIONS



NATURAL

WALNUT

GRAPHITE



Composite fencing posts*

Code	Description	Size
ECOFPOST6	Eco fence post	90x110x1800mm
ECOFPOST8	Eco fence post with steel insert	90x110x2400mm
ECOFPOST9	Eco fence post with steel insert	90x110x2700mm

Colour options:
Graphite GRA, Natural NAT, Walnut WAL

*Fencing posts are designed to flex and from our experience over the years, we would advise that for fences over 6ft tall a cement grout is poured down the inside of the posts to reduce excess flex. When fitting a gate, a timber post will need to be fixed to the eco posts to provide a square edge for the hinges and catch.

The unique finish of composite fencing will add beauty and complement a gardens' natural surroundings. These incredibly light fencing panels are extremely strong, making general handling and transportation easy.



ADD A SHAPED TOP FOR A PREMIUM LOOK

Shaped tops

Code	Description	Size
ECOFTOP6CAV	Eco fence concave top	140x1830mm
ECOFTOP8CAV	Eco fence concave top	140x2438mm
ECOFTOP6VEX	Eco fence convex top	140x1830mm
ECOFTOP8VEX	Eco fence convex top	140x2438mm

Colour options:
Graphite GRA, Natural NAT, Walnut WAL



Decorative caps

Code	Description
ECOFACAPNAT	ECO FENCE ACORN CAP
ECOFFCAPGRA	ECO FENCE FLAT CAP
ECOFGCAPNAT	ECO FENCE GLOBE CAP


Colour options:
Graphite GRA, Natural NAT, Walnut WAL



MADE TO MEASURE

Eco gate

Available in all colours opposite



3-Way utility strip

Code	Description	Size
ECOFUSTRGRA	Eco fence utility strip	145x145x23mm
ECOFUSTRWAL	Eco fence utility strip	145x145x23mm
ECOFUSTRNAT	Eco fence utility strip	145x145x23mm



Supaspikes and bolt down

The Supaspikes is incredibly easy to install, just drive it into the ground and place the post over the top of the spike. For solid surfaces such as driveways and pavements, use the Supaspikes Bolt Down.

Code	Description	Size
ECOFATCLIP	Eco fence anti theft clip	
ECOFBDOWN	Eco fence bolt down	38x1080mm
ECOFSPIKE	Eco fence supaspikes	38x600mm (foot plate 150x150mm)



Anti theft clip

Protect the fencing against theft

ECO FENCING CAN BE USED IN EXISTING CONCRETE POSTS


COMPOSITE FENCING

WPC fence panels 150x21x1770mm



Code	Colour	Qty
SYN-FEN-GY-BK	Black	Each

Aluminium post 3 way entry 23.6x4x2.400mm




Code	Colour	Qty
SYN-3WAY-POST	Dark Grey	Each

Steel post mount 30x25x1000mm



Code	Colour	Qty
SYN-STMOUNT	Black	Each

Bottom edge cover 21.5x30x1770mm




Code	Colour	Qty
SYN-ALI-BOTEDGE	Dark Grey	Each

Strip seal for post 23.6x4x2400mm



Code	Colour	Qty
SYN-ALI-STRIP	Dark Grey	Each

Top edge cover 34x30x1730mm



Code	Colour	Qty
SYN-ALI-TOPEdge	Dark Grey	Each



Concrete post strip available
Code: SYN-POSTSTRIP

Plastic post skirt 120x120mm



Code	Colour	Qty
SYN-POSTSKIRT	Black	Each

Plastic post cap



Code	Colour	Qty
SYN-POSTCAP	Black	Each

Steel bolts



Code	Colour	Qty
SYN-STBOLTS	N/A	Each

Steel L shape clips and screws



Code	Colour	Qty
SYN-CLIPS	Black	Each

DAMAGED FENCE DUE TO STORMS OR ROTTEN TIMBERS?



Replace OR upgrade with Eurocell composite fencing solutions from EcoScape - it's just 3 simple steps.

1 Remove old panel. You can keep existing posts, or install new composite replacements.



2 Install, light weight easy to handle fence boards. No ladder, or second pair of hands needed.



3 Sit back, enjoy your stronger longer lasting fence that won't rot, split, or ever need treatment.



Lightweight



Quick and easy installation



Maintenance-free



Saves you time and money!



Tough and hard-wearing

SAVE TIME AND MONEY WITH OUR FULL RANGE OF OUTDOOR PRODUCTS IN BRANCH TODAY.

CLARITY COMPOSITE FENCING

THE FEATURES & BENEFITS OF OUR CLARITY COMPOSITE FENCING:

Incredibly light fencing panels are incredibly strong

Easy handling and transportation

75% recycled materials

No unsightly screws through the fence board


Simply installation slot on top of each other

Durable 45mm thick fence boards



New

COLOUR OPTIONS



CHARCOAL

WALNUT


GRAPHITE



Dual sided board showing two 63mm battens on one side and three 38mm battens on the other.

Composite fence board

Code	Description	Size
ECOFBCH183	Charcoal Fence Board	45x157x1830mm
ECOFBGR183	Graphite Fence Board	45x157x1830mm
ECOFBWN183	Walnut Fence Board	45x157x1830mm



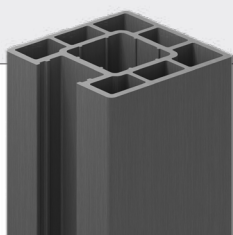
Composite fence top rail

Code	Description	Size
ECOTRCH183	Charcoal Top Rail	45x45x1830mm
ECOTRGR183	Graphite Top Rail	45x45x1830mm
ECOTRWN183	Walnut Top Rail	45x45x1830mm



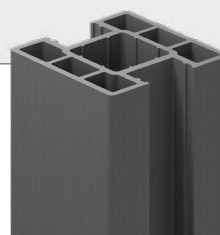
Composite fence bottom rail

Code	Description	Size
ECOABRCH183	Charcoal Aluminium Bottom Rail	45x52x1830mm
ECOABRGR183	Graphite Aluminium Bottom Rail	45x52x1830mm
ECOABRWN183	Walnut Aluminium Bottom Rail	45x52x1830mm



Composite fence end post

Code	Description	Size
ECOEFPCH194	Charcoal End Post	125x125x1940mm
ECOEFPGR194	Graphite End Post	125x125x1940mm
ECOFPWN194	Walnut End Post	125x125x1940mm
ECOFPCH300	Charcoal End Post	125x125x3000mm
ECOFPGR300	Graphite End Post	125x125x3000mm
ECOFPWN300	Walnut End Post	125x125x3000mm

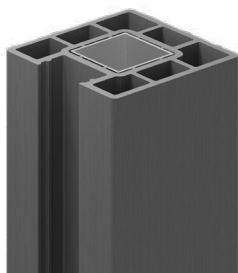


Composite fence inter post

Code	Description	Size
ECOIFPCH194	Charcoal Inter Fence Post	125x125x1940mm
ECOIFPGR194	Graphite Inter Fence Post	125x125x1940mm
ECOIFPWN194	Walnut Inter Fence Post	125x125x1940mm
ECOIFPCH300	Charcoal Inter Post	125x125x3000mm
ECOIFPWN300	Walnut Inter Post	125x125x3000mm
ECOIFPGR300	Graphite Inter Post	125x125x3000mm

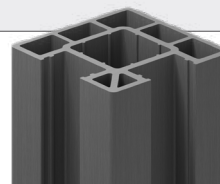


STEEL POST INSERT



Composite fence accessories

Code	Description	Size
ECOSTEELPI	Steel Post Insert	55x55x1940mm
ECOSTEELPI3M	Steel Post Insert 3m	55x55x3000mm
ECOSTEELPLA	Steel Fence Base Plate w Bolts - Black	125x190x900mm
ECOFBHOLD	Plastic Bottom Holder w Screw - Black	26x45x50mm



Composite fence corner post

Code	Description	Size
ECOCFPCH194	Charcoal Corner Post	125x125x1940mm
ECOCFPGR194	Graphite Corner Post	125x125x1940mm
ECOCFPWN194	Walnut Corner Post	125x125x1940mm















Composite fence post cap

Code	Description	Size
ECOFPCCH145	Charcoal Fence Post Cap	145x145x23mm
ECOFPCGR145	Graphite Fence Post Cap	145x145x23mm
ECOFPCWN145	Walnut Fence Post Cap	145x145x23mm

Composite fence full top cap

Code	Description	Size
ECOFTCCH4000	Charcoal Full Top Cap	38x140x4000mm
ECOFTCGR4000	Graphite Full Top Cap	38x140x4000mm
ECOFTCWN4000	Walnut Full Top Cap	38x140x4000mm

Traditional timber	Cedar	Ecoscape composite fencing
		
<p>Colour stability</p> 	<p>Colour stability</p> 	<p>Colour stability</p> 
<p>5-10 year warranty</p>	<p>NO warranty</p>	<p>20 year warranty</p>
<p>HIGH maintenance Recommendation every 3 years</p>	<p>HIGH maintenance To preserve the original colour - UV blocker/ stain as often as every two years.</p>	<p>LOW maintenance Occasional hose / light jet wash</p>
<p>Installation time Concrete posts are heavy, advantage panel is one piece</p> 	<p>Installation time Battens generally nailed every 1800mm</p> 	<p>Installation time Lightweight system, fence boards easily stack on top of each other</p> 
<p>Environmentally friendly Pressure treated chemicals</p> 	<p>Environmentally friendly Carbon neutral</p> 	<p>Environmentally friendly 95% recycled FSC certified</p> 
<p>£££ Cost over 20 years</p>	<p>£££ Cost over 20 years Expensive to acquire and maintenance expensive</p>	<p>£££ Cost over 20 years Little more cost to acquire but cheaper over the period as maintenance costs are zero</p>

GET A TRADE ACCOUNT TODAY ASK IN BRANCH FOR MORE DETAILS



OVER 6000 PRODUCTS AVAILABLE IN-BRANCH



200+ BRANCHES NATIONWIDE



£2,000 INSTANT TRADE CREDIT



DEDICATED ACCOUNT MANAGER



EXCLUSIVE TRADE ACCOUNT PRICING



ONLINE TRADE ACCOUNT



CHARCOAL
COMPOSITE FENCING

LONG LASTING, LOW MAINTENANCE

 **ECOSCAPE**[®] **UK** COMPOSITE DECKING,
FENCING & CLADDING

AVAILABLE COLOURS



CHARCOAL



GRAPHITE



WALNUT



CEDAR
COMING SUMMER 2021



ANTIQUE
COMING SUMMER 2021

FINISHING TOUCHES

- **Synthetic Turf** - Our range of high-quality synthetic turf is perfect for all outdoor spaces and is produced using the most advanced materials - for more information see page 51.
- **EcoGrid Ground support** - is simple to lay and is ideal for domestic and medium duty loading applications, traffic applications and all general use. Either gravel or grass filled - for more information see page 52.
- **Vuba resin bound** - The UK's only manufacturer of Resin products and processor of Resin Bound aggregates. We have developed the next generation of Resin Bound surfacing - for more information see page 54.



SYNTHETIC TURF



RESIN BOND

SYNTHETIC TURF



THE FEATURES & BENEFITS OF OUR ARTIFICIAL TURF:

- Fully porous
- UV stabilised
- Child and pet friendly
- Hard wearing

New

Our range of high-quality synthetic turf is perfect for all outdoor spaces and is produced using the most advanced materials.

We are able to ensure the strongest end product due to

years of extensive research and development into raw materials and long-term product characteristics. It is suitable for a varied number of applications including domestic, commercial and educational use.



HAMPTON - 25MM



WINDSOR 35MM



BUCKINGHAM 45MM

Synthetic turf

Code	Description	Size
GRASSROLL-3-4-1M	Hampton Grass Roll - 25mm	4m
GRASSROLL-4-4-1M	Windsor Grass Roll - 35mm	4m
GRASSROLL-5-4-1M	Buckingham Grass Roll - 45mm	4m

Accessories

Code	Description	Size
GRASSMEMB10	Weed control fabric pack	2m x 10m
GRASSMEMB	Weed control fabric pack	2m x 25m
GRASSSTP	Grass staple Box 100	-
GRASSTAPE	Self adhesive joint tape	150mm x 10m
GREENFIXADH	Hybridpolymer Adhesive	290ml



GRASS TAPE



GRASS STAPLES



**SPECIAL ORDER
DELIVERED
WITHIN
14 DAYS**

GROUND SUPPORT - ECOGRID

USED FOR A VARIETY OF APPLICATIONS FROM PEDESTRIAN WALKWAYS TO LORRY PARKING

EITHER GRAVEL OR GRASS FILLED

MADE FROM 100% RECYCLED POLYETHYLENE



New

ECOGRID EH40

EcoGrid E40 is already known for its quick implementation, being 100m per man per hour.

EcoGrid E40 is used for a variety of applications from pedestrian walkways to lorry parking. Either gravel or grass filled.

Each tile is 330mm x 330mm x 40mm high with a wall thickness of 3.6mm. Withstanding a load of 500 tonnes /sqm when filled, EH40 is ideal for domestic / medium duty loading applications, traffic applications and all general use. One square metre weighs approximately 5.22kg and is made from 100% recycled polyethylene.

EcoGrid EH40 specifications

- Carry Load 500 tonnes per m² when filled
- 1m² = 9 tiles.
- Wall thickness = 3.6mm.
- 100 % recycled LDPE 4.78 / 40



**SPECIAL ORDER
DELIVERED
WITHIN
14 DAYS**



EcoGrid ground reinforcement EH40

Code	Size	Qty
ECOGRID40-05M	covers 5m ² area	45 x 330x330mm tiles
ECOGRID40-15M	covers 15m ² area	135 x 330x330mm tiles
ECOGRID40-30M	covers 30m ² area	270 x 330x330mm tiles
ECOGRID40-50M	covers 50m ² area	450 x 330x330mm tiles

1.33SQM INTERLOCKING PIECE

DEAL FOR DOMESTIC AND MEDIUM DUTY LOADING

MADE FROM 100% RECYCLED POLYETHYLENE

New

ECOGRID E40 XXL


With our new EcoGrid E40 XXL we are reducing the installation time even further.

Introducing a 1.33sqm interlocking piece that can be used for a variety of applications from pedestrian walkways to lorry parking – either gravel or grass filled.

Each tile is 1330mm x 1000mm x 40mm high with a wall thickness of 3mm. Withstanding a load of 800 tonnes/sqm when filled, E40 XXL is ideal for domestic and medium duty loading applications, traffic applications and all general use. One square metre weighs approximately 4.8kg and is made from 100% recycled polyethylene.



**SPECIAL ORDER
DELIVERED
WITHIN
14 DAYS**



EcoGrid ground reinforcement E40 XXL

Code	Size	Qty
ECOGRID40XXL-10M	covers 10m ² area	8 x 1330x1000mm tiles
ECOGRID40XXL-25M	covers 25m ² area	25 x 1330x1000mm tiles
ECOGRID40XXL-50M	covers 50m ² area	50 x 1330x1000mm tiles

RESIN BOUND



The UK's only manufacturer of Resin products and processor of Resin Bound aggregates, have developed the next generation of Resin Bound surfacing.

Established in 2009, Vuba has become a leading manufacturer of resin bound systems in the UK and the world. Not only do they formulate and manufacture all of their resin products on site, they also directly source washed and dried aggregates for use in resin bound systems.

Our industry-leading Valtex resin binder is tested in accordance with ISO 527-2, ISO 604 and ISO 176.

Each VT kit supplied comprises the following:

- 4 x 25kg Aggregate = 100kg
- 1 x 6.25kg Binding Quartz
- 1 x 7.5kg Valtex Resin Binder (optional)



SAMPLE CASE AVAILABLE TO ORDER - ASK IN BRANCH FOR FULL DETAILS





POSEIDON MARBLE



MANHATTAN MARBLE



SCANDINAVIAN MARBLE



SIBERIAN GRANITE



VESUVIAN GRANITE



ORPHEUS MARBLE



METROPOLIS MARBLE



OCEAN GREY SLATE



PALAZZO MARBLE



MILANO MARBLE



IPANEMA BEACH



ALASKAN TUNDRA



PECAN AND WALNUT



YORKSHIRE TWEED



CHARLESTON STONE



PETRA STONE



WHITSTABLE STONE



CARTHAGE STONE



CANYON STONE



TAJ MAHABLE



MONTREAL MAPLE



DUBAI SUNRISE



AZTEC GOLD

Resin colour options - 113.75kg

Code	Description	Coverage m ²
VTPoseidon Marble	Poseidon Marble	3.5m ²
VTManhattan Marble	Manhattan Marble	3.5m ²
VTScandinav Marble	Scandinavian Marble	3.5m ²
VTSiberian Granite	Siberian Granite	3.5m ²
VTVesuvian Granite	Vesuvian Granite	3.5m ²
VTOrpheus Marble	Orpheus Marble	3.5m ²
VTMetrop Marble	Metropolis Marble	3.5m ²
VTOcean Grey Slate	Ocean Grey Slate	3.5m ²
VTPalazzo Marble	Palazzo Marble	3.5m ²
VTMilano Marble	Milano Marble	3.5m ²
VTIpanema Beach	Ipanema Beach	3.5m ²
VTAlaskan Tundra	Alaskan Tundra	3.5m ²

Resin colour options - 113.75kg

Code	Description	Coverage m ²
VTPecan and Walnut	Pecan and Walnut	3.5m ²
VTYorkshire Tweed	Yorkshire Tweed	3.5m ²
VTCharleston Stone	Charleston Stone	3.5m ²
VTPetra Stone	Petra Stone	3.5m ²
VTWhitstable Stone	Whitstable Stone	3.5m ²
VTCarthage Stone	Carthage Stone	3.5m ²
VTCanyon Stone	Canyon Stone	3.5m ²
VTTaj Mahable	Taj Mahable	3.5m ²
VTMontreal Maple	Montreal Maple	3.5m ²
VTDubai Sunrise	Dubai Sunrise	3.5m ²
VTAztec Gold	Aztec Gold	3.5m ²

GARDEN BUILDINGS

CONTENTS

Kyube Garden Buildings	56
Kyube Timber Frame	57
Kyube Steel Frame	58
Internal Decor Pack	59
Kyube Storage option	60
Kyube external finish	61
Hub Garden Buildings	62
Hub Novo	63
Hub Apex	66



GARDEN BUILDINGS

Create the perfect place to work, rest or play from our wide range of garden building options

- **Kyube Timber Frame Garden Buildings** - Our Kyube Timber Frame Buildings are perfect if you are after a little more flexibility on your finishes. They come with high-quality external finishing, such as six colour options for External Cladding, Firestone EPDM rubber roof system, pre-wired stainless steel external lighting, plus the choice of French or Patio Doors.
- **Kyube Steel Frame Garden Buildings** - Our Steel Frame Buildings come with OSB lined walls. We offer an optional extra Interior Decor Pack which includes selection of beautiful, hard-wearing luxury vinyl flooring options and a choice of décor internal cladding finishes. They also come with high-quality External Cladding, Firestone EPDM rubber roof system, pre-wired stainless steel external lighting, plus the choice of French or Patio Doors.
- **Hub Garden Buildings** - Both Novo and Apex Garden Buildings are inclusive of interior finish, insulation, double glazed sliding doors, flush fit sockets, LED lighting, engineered flooring, and much more



Kyube Timber Frame Garden Buildings



Kyube Steel Frame Garden Buildings



Hub Garden Buildings

KYUBE GARDEN BUILDING RANGE



Get more out of your garden with one of our bespoke Kyube Garden Buildings. We've created a range of Garden Buildings which can be tailored to your specific requirements, handmade to order and can be delivered to your home within 8 weeks. Your Kyube can be constructed and ready to use in a few days after delivery.

Whether you want to create a home office, entertainment space, or even a child's playroom, our flexible options ensure it's easy to design your own Kyube - creating that much needed additional space in your home which can be used all year round.

We offer two bespoke Kyube solutions, which can be adapted to suit your taste and requirements.

Firstly, our Timber Frame building. This option comes fitted with your choice of exterior cladding, plus your selection of door, door furniture and window colour. The interior is left unfinished, allowing you to create your own interior solution.

The second option is our Steel Frame building. In addition to choosing your exterior finishes, this frame comes completely insulated and with the option to add an Interior Decor Pack to give you the interior finish to suit your requirements.

Both frame options are available in a range of sizes to suit any shape and sized garden.

Everyone of our Kyube Garden Buildings are individually designed and made in the UK by our specialist team.

KYUBE GARDEN BUILDING FEATURES & BENEFITS



Natural look



Low Maintenance



Supplied with all windows, doors, fascias, soffits



Made in the UK



Durable and long lasting



8 week lead times

KYUBE TIMBER FRAME BUILDINGS

With a combination of external cladding colours and door and windows styles the choice is yours

Our Kyube Timber Frame Buildings are perfect if you are after a little more flexibility on your finishes. They come with high-quality external finishing, such as six colour options for External Cladding, Firestone EPDM rubber roof system, pre-wired stainless steel external lighting, plus the choice of French or Patio Doors. Our Timber Frame Buildings come unfinished internally. Inside the walls are a timber finish with a 90mm wooden floor, giving you complete flexibility and control of the look and feel of the interior design. All our Kyube Timber Frame Buildings come with a 10 Year Guarantee, so you get peace of mind as well as flexibility.



Anthracite Grey with Bi-fold door



Soft green with French door



Pigeon blue with Patio door

FOR FULL DETAILS
or to request a quote on our Kyube Garden Buildings visit eurocell.co.uk or ask in-branch

Sizes: (Width x Depth)

- 3600mm x 2550mm
- 3600mm x 3750mm
- 4200mm x 2550mm
- 4200mm x 3750mm
- 4800mm x 2550mm
- 4800mm x 3750mm

WHAT'S INCLUDED:

- Firestone EPDM rubber roof system
- PVC Patio, French or Bi-fold door with colour options
- Optional - 600mm Corner PVC Window
- Composite Coastline Cladding in a choice of 6 colours
- External lights included
- 10 Year Guarantee
- Electric pack

KYUBE STEEL FRAME BUILDINGS

Kyube garden buildings come with a 10 year guarantee

Each of our Kyube Steel Frame Buildings comes with a 10 Year Guarantee on the building, so you can enjoy the peace of mind that the building will stand the test of time.

Our Steel Frame Buildings come with OSB lined walls. We offer an optional extra Interior Decor Pack which includes a selection of beautiful, hard-wearing luxury vinyl flooring options and a choice of décor internal cladding finishes. You can also pick from a selection of our low maintenance roomline skirting, giving you a high-quality interior finish which is personal to you.

All our Steel Frame Buildings come fully insulated and with a Firestone EPDM rubber roof system. Added to the interior finish options available, this gives you a garden building solution which is ready to go from day one.



Oyster cladding with French door



Soft green cladding with Bi-fold door



Taupe cladding with Patio door



Used as an office space

Sizes: (Width x Depth)

- 3000mm x 2500mm
- 4000mm x 2500mm
- 5000mm x 2500mm
- 6000mm x 2500mm
- 3000mm x 3000mm
- 4000mm x 3000mm
- 5000mm x 3000mm
- 6000mm x 3000mm

WHAT'S INCLUDED:

- Insulated steel frame with Firestone EPDM rubber roof
- PVC Patio, French or Bi-fold door with colour options
- Optional - side window
- Composite Coastline Cladding in a choice of 6 colours
- Composite front decked step in 4 colour options
- Improved thermal and sound efficiency on walls and floor
- Internal OSB lined walls - Optional extra Interior Decor Pack available
- Electric pack

STEEL FRAME - INTERNAL DECOR PACK

Internal finishes available for your Kyube Steel Frame Garden Building

To help you complete your Garden Building you can add our 'Internal Decor Pack' to your order - giving you a choice of internal wall cladding, luxury vinyl flooring and skirting boards for that perfect finish.

Décor Wall Cladding Options


Our internal cladding is quick and easy to install and simple to keep looking its best. The wall panelling comes in four classic colours and texture options.

Luxury Vinyl Tile Flooring

The slip and water-resistant design of the vinyl flooring make it particularly ideal for garden rooms as it is both hard-wearing and durable.

Recycled PVC-U Skirting Options

The PVC-U skirting board is the perfect addition to any interior. No need to paint, sand or mitre; it's ready to fit and will stand the test of time.



Internal cladding options



Luxury vinyl tile flooring




Recycled PVC-U skirting

INTERNAL DECOR PACK

Décor choice


Internal cladding



FUN WOOD



LOFT BRICK




BROWN SLATE



LIGHT WOOD

Flooring options



HUNTSVILLE




CLEVELAND



FONTANA

Recycled PVC-U Skirting

Skirting and architrave



ENGLISH OAK



WHITE SATIN



ANTHRACITE GREY

Available for steel frame option only

EXTRA STORAGE OPTION

Require more storage?

We've added a new addition to our Kyube range of Garden Buildings. Enjoy the building that covers all your requirements including where to store your bikes, garden equipment or toys.

The storage extension is available for both the Kyube steel and timber frame buildings with the choice of glazed or solid door.



Options:

Kyube Steel Frame

- 1.4m wide x 2.50m deep
- 1.4m wide x 3.00m deep

Kyube Timber Frame

- 1.2m wide x 2.55m deep
- 1.2m wide x 3.75m deep

GET A TRADE ACCOUNT TODAY ASK IN BRANCH FOR MORE DETAILS



**OVER 6000
PRODUCTS AVAILABLE
IN-BRANCH**



**200+ BRANCHES
NATIONWIDE**



**£2,000 INSTANT
TRADE CREDIT**



**DEDICATED
ACCOUNT MANAGER**



**EXCLUSIVE TRADE
ACCOUNT PRICING**



**ONLINE TRADE
ACCOUNT**

KYUBE EXTERNAL FINISHES

Customise your building's exterior finish

Whether you choose our Timber or Steel Framed Garden Building, the style is up to you. With 6 external cladding colour options, 5 door furniture colour options and 3 door frame colour options to choose from, there is a combination of external finishes to work with every space and any taste.



EXTERNAL FINISH CHOICE FOR BOTH FRAME OPTIONS

External cladding colour options

Supplied with matching trims



ANTHRACITE GREY **PIGEON BLUE** **MOONDUST GREY** **TAUPE** **SOFT GREEN** **OYSTER**

Door furniture colours



WHITE **GOLD** **CHROME** **SATIN SILVER** **SATIN BLACK**

Door colour options

All frames are white internally



ANTHRACITE GREY **GOLDEN OAK** **WHITE**
White interior White interior White interior

External Cladding

Our premium Coastline composite cladding system is available in 6 colours. It's made from a unique new composite material which means it's incredibly resilient, yet amazingly easy to work with and fit.

Window and Door Colour Options

All our Kyube Garden Buildings come with either a French Door (opens outwards) or with our Patio Door as standard and now you have the optional extra of a bi-fold door. Our windows

and doors are all made to the highest energy and security standards. Our windows and doors come in a range of colours to choose from.

Door Furniture Options

Perfectly match your hardware to your door. Giving you complete control over the finished look. Plus the multi-point lock system gives you the security you need. Our Garden Buildings Door Furniture comes in a range of 5 colour options.



Patio Door

French Door
(Straight edge)

Bi-fold Door

HUB GARDEN BUILDING RANGE



Hub Garden Buildings are high quality, highly insulated work spaces designed to be used all year round.

Each of these spaces have been meticulously designed to provide a long lasting, warm and quiet work space outside of home. All of our Hub buildings are fully inclusive of interior finish, proper insulation, double glazed sliding doors, flush fit sockets, LED lighting, engineered flooring, and much more.

Your finished room will come, as pre-engineered panels ready for installation including; waterproofing, electrical fittings, and

decorative finish. We will assemble, in your desired location in fraction of the time it takes our competitors.

We are able to boast that all of our hubs are made from FCS approved wood and offer market leading energy efficiency. Our offices benefit from the high-density durable qualities of Premium Larch on 4 walls as standard, not just the walls you can see.

HUB GARDEN BUILDING FEATURES & BENEFITS



The complete solution
inside & out



Fully Insulated



Infrared heating panels



Full electrical
pack including lighting



Market-leading
sustainability



Foundations included



FSC approved larch
external cladding



Double glazed
windows and doors

NOVO 3 METRE

The NOVO is available in 3 modular designs of decking and canopy roof

Our 3 metre Novo is a classic and contemporary design to complement any garden.

The large double glazed sliding doors create a light and airy feel, whilst the depth of the Novo 3 metre creates ample work space.

Our all-inclusive price includes electric pack, flush fit electrical and ethernet sockets, LED's, Infrared heating, Premium FSC Larch cladding, Polyurethane insulation, metallic finished roof, maintenance free melamine interior finish, engineered flooring and more.



NOVO



NOVO 3




NOVO 3 PLUS



NOVO 3 DUO



NOVO 3 FULL



NOVO 3 MAX

WHAT'S INCLUDED:

- 3m x 3m
- Finished/decorated walls and ceiling
- 2490mm Planning Friendly Height
- Premium Insulation for all year use
- Infrared Heating
- LED Lighting
- Outside Lighting
- Full Electric Pack
- Double Glazed Sliding Doors
- Double Glazed Windows
- Premium Larch FSC Cladding
- Fast Installation
- Foundations
- Fully Installed
- Flush Fit Ethernet Socket

NOVO 5 METRE

The perfect solution for a home office, gym, salon or therapy room

The 5 metre NOVO has all the benefits of our classic version, but with an extra 2 metres of enclosed work space.

The internal layout is large enough for 2 'zones' with ample room for a work desk as well as a sofa or relaxation area. Our all-inclusive price includes electric pack, flush fit electrical and ethernet sockets, LED's, Infrared heating, Premium FSC Larch cladding, Polyurethane insulation, metallic finished roof, maintenance free melamine interior finish, engineered flooring and more.



NOVO



NOVO 5

WHAT'S INCLUDED:

- 5m x 3m
- Finished/decorated walls and ceiling
- 2490mm Planning Friendly Height
- Premium Insulation for all year use
- Infrared Heating
- LED Lighting
- Outside Lighting
- Full Electric Pack
- Double Glazed Sliding Doors
- Double Glazed Windows
- Premium Larch FSC Cladding
- Fast Installation
- Foundations
- Fully Installed
- Flush Fit Ethernet Socket



NOVO 5 PLUS



NOVO 5 DUO



NOVO 5 FULL



NOVO 5 MAX

NOVO 7 METRE

Hub Garden rooms are engineered to bring you the ultimate 'home from home' experience

The 7 metre NOVO is our largest of the range, boasting 21m² of useable interior space. It blends the best of both worlds with a glass fronted open plan area, as well as an enclosed work space.

Ideal for a large office with meeting area, an airy yoga studio, large enough for visitor facing home businesses, cinema room or play centre... its uses are endless.



NOVO



NOVO 7



NOVO 7 PLUS



NOVO 7 DUO



NOVO 7 FULL



NOVO 7 MAX

WHAT'S INCLUDED:

- 7m x 3m
- Finished/decorated walls and ceiling
- 2490mm Planning Friendly Height
- Premium Insulation for all year use
- Infrared Heating
- LED Lighting
- Outside Lighting
- Full Electric Pack
- Double Glazed Sliding Doors
- Double Glazed Windows
- Premium Larch FSC Cladding
- Fast Installation
- Foundations
- Fully Installed
- Flush Fit Ethernet Socket

APEX 5 METRE

All Hub buildings are designed to be thermally efficient and sound proofed

Our APEX design features a stunning double opening glass corner, consisting of twin double glazed sliding doors. The layout has been designed to blend the maximum usable space with the ultimate open airy feel thanks to the large glass corners.

Ideal for a multitude of purposes from home working to home playing, its design is sure to keep you on point for years to come.



APEX



APEX 5

WHAT'S INCLUDED:

- 5m x 3m
- Finished/decorated walls and ceiling
- 2490mm Planning Friendly Height
- Premium Insulation for all year use
- Infrared Heating
- LED Lighting
- Outside Lighting
- Full Electric Pack
- Double Glazed Sliding Doors
- Double Glazed Windows
- Premium Larch FSC Cladding
- Fast Installation
- Foundations
- Fully Installed
- Flush Fit Ethernet Socket



APEX 5 PLUS



APEX 5 DUO



APEX 5 FULL



APEX 5 MAX

APEX 7 METRE

Fast, clean and efficient installation by our own dedicated team

Arguably our range topper, the 7 metre APEX again creates 21m² of usable interior space. The combination of the open plan double glass corner and enclosed work space make it a truly superior place for work, exercise, family time or a combination of all.

Like the rest of our range it comes with a host of exterior options of decking and canopy roof. Warm and cosy in the winter. Outside space for a cool drink in the summer.



APEX



APEX 7



APEX 7 PLUS



APEX 7 DUO



APEX 7 FULL



APEX 7 MAX

WHAT'S INCLUDED:

- 3m x 3m
- Finished/decorated walls and ceiling
- 2490mm Planning Friendly Height
- Premium Insulation for all year use
- Infrared Heating
- LED Lighting
- Outside Lighting
- Full Electric Pack
- Double Glazed Sliding Doors
- Double Glazed Windows
- Premium Larch FSC Cladding
- Fast Installation
- Foundations
- Fully Installed
- Flush Fit Ethernet Socket



GRAPHITE
COMPOSITE FENCING

ECOSCAPE^{UK} COMPOSITE FENCING

AVAILABLE COLOURS



CHARCOAL



GRAPHITE



WALNUT



CEDAR

COMING SUMMER 2021



ANTIQUE

COMING SUMMER 2021

FASCIAS, SOFFITS & GUTTERING

REPLACEMENT HARDWARE

LANTERN ROOFS

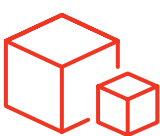
skypod®



GEARBOXES

BUILDING PLASTICS AND A WHOLE LOT MORE. YOUR ONE-STOP SHOP.

GET A TRADE ACCOUNT TODAY AND GET A WHOLE LOT MORE.



OVER 6000 PRODUCTS AVAILABLE IN-BRANCH



200+ BRANCHES NATIONWIDE



£2,000 INSTANT TRADE CREDIT



EXCLUSIVE TRADE ACCOUNT PRICING



ONLINE TRADE ACCOUNT



DEDICATED ACCOUNT MANAGER



SIGN UP TODAY. ASK IN BRANCH TODAY FOR MORE DETAILS.



SHOP 24/7 EUROCELL.CO.UK



CLICK & COLLECT IN-BRANCH



FREE ONSITE DELIVERY*



BUILDING PLASTICS

*Longer lead times apply to made-to-order items. Applies to mainland UK only and excludes Northern Ireland & Northern Scotland. Minimum order value of £50.

Polypipe

Drainage Systems



BUILDING PLASTICS



POLYPIPE BELOW GROUND DRAINAGE NOW AVAILABLE

Polypipe's comprehensive range of underground drainage pipe, fittings, and channel drain systems are now available in Eurocell - please ask in store for details.

Ask a member of our knowledgeable staff for more information about how Polypipe products can help you complete your next project.

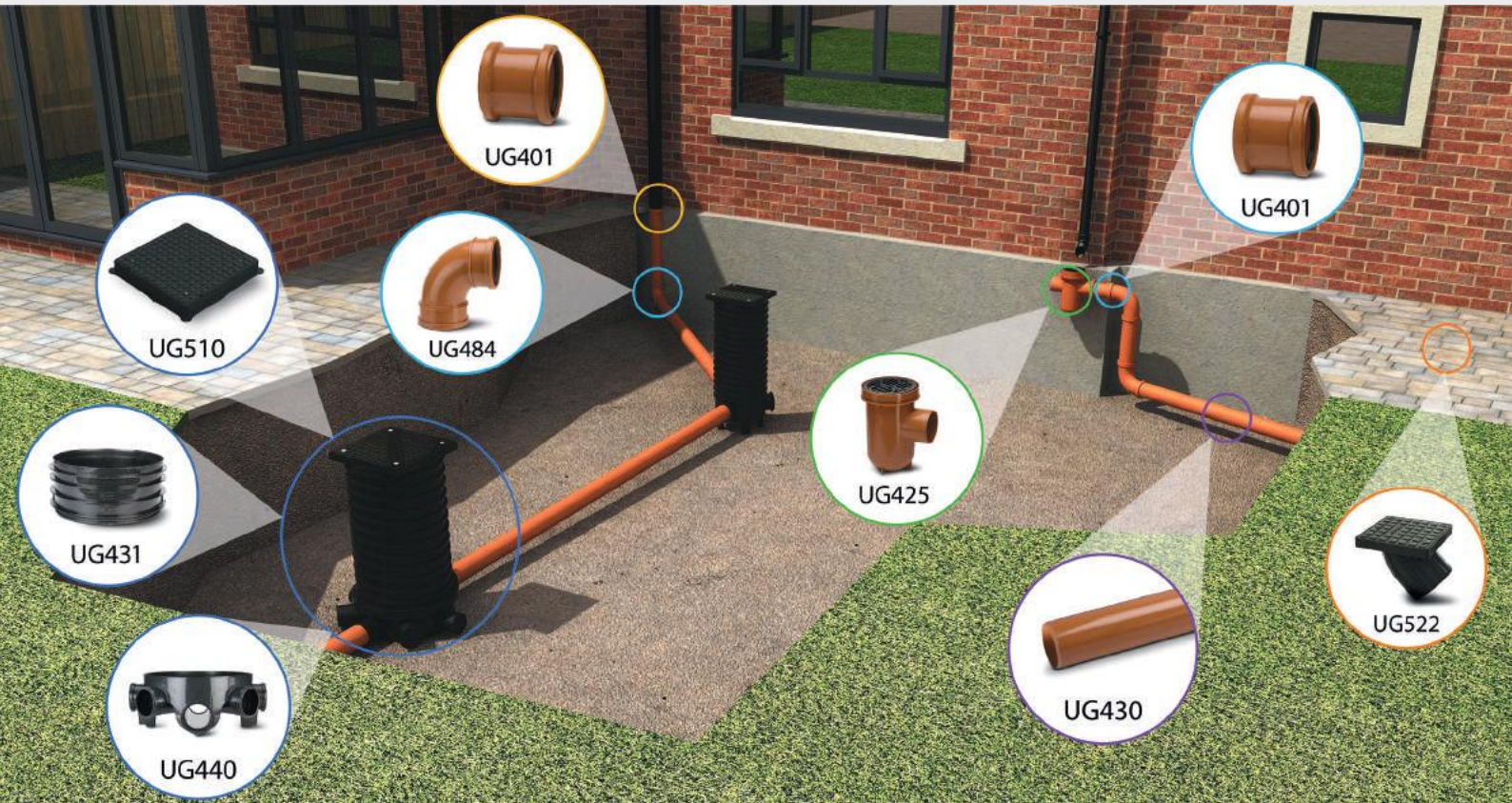
Why Polypipe Below Ground Drainage?

- Manufactured in the UK
- Available in 82mm, 110mm and 160mm diameters
- Light, durable and easy to install
- A wide range of fittings available
- Manufactured to BBA and Kitemark™ BS EN 13476-2, BS 4660:2000 and EN 1401-1



UNDERGROUND

High-quality underground system,
ideal for small and large scale projects



- Suitable for both domestic and commercial applications.
- Adaptable – connects to existing drainage systems
- See our channel drainage to take water away from drive and pedestrian areas



Channel drainage

UNDERGROUND DRAINAGE



 Polypipe

GREAT VALUE, MAINTENANCE-FREE
UNDERGROUND DRAINAGE

Easy to lay

Flexible – to accommodate normal ground
movement

Adaptable – connects to existing drainage
systems

Suitable for commercial and residential
installations

Available in 82mm, 110mm, 160mm diameters

110MM SYSTEM (160mm system available to order - ask for details)

UG430 110mm 3m pipe
plain ended



UG401 110mm coupler
double socket



SG300 Silicone lubricant spray



UG489 110mm 87.5°
bend single
socket



UG404 110mm 45° bend
single socket




UG468 110mm 30° bend
single socket















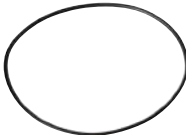




UG410 110mm 15° bend
single socket





UNDERGROUND DRAINAGE

UG498 110mm lowback "P" trap	UG413 110mm universal gully trap	UG414 110mm hopper inc square plastic grid	UG428 110mm rectangular hopper
			
UG521 110mm 45° rodding eye terminal socket	UG522 110mm 45° rodding eye terminal spigot	UG485 110mm universal drain adaptor	XDR115 Flexicon universal drain coupler 100-115mm
			
UG437 320mm chamber base	UG466 320mm riser for chamber base c/w seal	UG502 320mm square PP cover & frame	URP720 320mm recessed cover 390 x 390mm
			
UG440 460mm chamber base 110mm outlets	UG431 460mm riser 215mm	UG488 460mm seal for riser	UG510 460mm PP cover & 65mm deep frame
			
			UG419 460mm cast iron cover & frame A rated
			

CHANNEL DRAINAGE



A UNIQUE & EASY TO INSTALL SURFACE WATER DRAINAGE SYSTEM

Easy to assemble, handle and install surface drainage system

Effectively removes water from pedestrian areas


Can withstand 5 tonne vehicle weight

Innovative, lightweight and durable design



MCD1000

1m channel drainage



MCD1005

Channel accessory pack

Pack Contains:

- x2 End caps
- x1 Leaf tray

MCD1003

Channel drain quad connector
118 x 118mm

MCDGP1

Garage Pack

Pack Contains:

- x3 1m Channel drain with grate
- x2 End caps
- x1 Leaf tray



Hints & tips

Applications

- Driveways
- Patios
- Garage entrances
- Thresholds



CHARCOAL
COMPOSITE FENCING

LONG LASTING, LOW MAINTENANCE

 **ECOSCAPE** ^{UK} COMPOSITE DECKING,
FENCING & CLADDING

AVAILABLE COLOURS



CHARCOAL



GRAPHITE



WALNUT



CEDAR
COMING SUMMER 2021



ANTIQUE
COMING SUMMER 2021

TIMBER AND INSULATION

- **Timber** - a wide range of timber is available from our branches.
- **Insulation Solutions** - we offer a wide range of insulations options
 - Rockwool
 - Knauf Glass Roll
 - Actis
 - PIR





OSB3



Code	Pack qty	Size
TSOBB39	1	2400 x 600 x 11mm - T&G
OSB2400X600X18	1	2400 x 600 x 18mm
OSB2400X1200X18	1	2400 x 1200 x 18mm
OSB2440x1220X18	1	2440 x 1220 x 18mm

Treated roof battens



Code	Pack qty	Size
BATTEN19X38X4.2	1	19 x 38 x 4.2m
BATTEN19X38X4.8	1	19 x 38 x 4.8m
GBATTEN19X38X4.8	1	19 x 38 x 4.8m
BATTEN25X38X4.2STD	1	25 x 38 x 4.2m
BATTEN25X38X4.2	1	25 x 38 x 4.2m
BATTEN25X38.4.8STD	1	25 x 38 x 4.8m
25X50X4.2BATTEN	1	25 x 50 x 4.2m
BATTEN25X50X4.8	1	25 x 50 x 4.8m
25X50X4.8BATTEN	1	25 x 50 x 4.8m

Structural Timber



Code	Description	Pack qty	Size
C24TIMBER47X75T4.8	Treated	1	4" x 2" x 4.8m
C24TIMBER47X75UT	Un-Treated	1	4" x 2" x 4.8m
CLS4X2	Treated	1	4" x 2" x 4.8m
C24TIMBER47X75UT	Un-Treated	1	47 x 75 x 4.8m
C24TIMBER47X75T	Treated	1	47 x 75 x 4.8m
C24TIMBER47X100T	Treated	1	47 x 100 x 4.8m

Softwood



Code	Pack qty	Size
SOFTWOOD150X22X4.8	1	150 x 22 x 4.8m

Plywood



Code	Pack qty	Size
PL2440X1220X12	1	2440 x 1220 x 12mm

INSULATION



New


**ASK
IN-BRANCH
FOR STOCK
AVAILABILITY**

ROCKWOOL INSULATION

Rockwool sound slab

The Rockwool Slab Insulation ranges provide excellent thermal, acoustic and fire insulation (Euroclass A1) for the general building market, in multiple applications including floors, walls and roofs.


Rockwool sound slab 50mm



**BULK PALLET OF
12 AVAILABLE**

Code	Pack qty	Size
274413	1	50mm Slab 600 x 1200

Rockwool sound slab 100mm



**BULK PALLET OF
25 AVAILABLE**

Code	Pack qty	Size
180891	1	100mm Slab 400 x 1200

Rockwool sound slab 100mm



**BULK PALLET OF
15 AVAILABLE**

Code	Pack qty	Size
180889	1	100mm Slab 600 x 1200

Thermal Insulation Roll

Insulating loft spaces properly can be one of the most effective ways to keep heat in during winter and out during the summer. Rockwool Thermal Insulation Roll is designed for home comfort and saving energy, especially for application in lofts.

Rockwool thermal insulation roll



**BULK PALLET OF
15 AVAILABLE**

Code	Pack qty	Size
180900	1	100mm Roll 600 x 1200


INSULATION



Knauf earthwool loft roll 44* (combi cut)

Lightweight and economic insulation quilt for pitched roofs at ceiling level and suspended timber floors. Earthwool Loft Roll 44 is a flexible low density glass mineral wool quilt which is lightweight, resilient and non-combustible. The rolls are 1140mm wide and partially perforated to produce either 2 rolls 570mm wide or 3 rolls 380mm wide or available in ready-cut version (2x570mm only).

Code	Size
LOFTROLL44	150mm
LOFTROLL44200	200mm




KNAUF WALLBOARD*

Strong and versatile, Wallboard is a cost-effective choice for partitions, linings and ceilings with standard performance requirements. Wallboard has an ivory paper face ideally suited for a plaster finish or for direct decoration.

Code	Size
WALLBOARD125	1800 x 900 x 12.5mm

*Available in selected branches



Celotex insulation*

Celotex GA4000 is a general purpose insulation board suitable for a variety of applications, including roof, wall and floor insulation. This multipurpose PIR insulation has an A+ rating when compared to the BRE Green Guide.

Celotex GA4000

Code	Size
INSUL25	2400 x 1200 x 25mm
INSUL50	2400 x 1200 x 50mm
INSUL75	2400 x 1200 x 75mm
INSUL100	2400 x 1200 x 100mm
INSUL120	2400 x 1200 x 120mm



Celotex PL4000 is a high performance thermal insulation board where the PIR insulation is bonded to tapered edge plasterboard.

Celotex PL4000

Code	Size
INSULPL65	2400 x 1200 x 65mm + 12.5mm

ACTIS INSULATION

Actis Hybris

Hybris is an insulation material for timber frame or masonry walls, pitched roofs or ceilings applications. Hybris is a reflective insulation product based on a honeycomb structure.



Code	Size
HYBRIS90	1200 x 1145 x 90mm
HYBRIS105	1200 x 1145 x 105mm
HYBRIS125	1200 x 1145 x 125mm



Actis Boost'r Hybrid

Boost'r Hybrid is a reflective breathable membrane with an excellent built-in thermal performance for use on the cold side of the building fabric in roofs and walls. Boost'r Hybrid provides dual properties within a single product: A breathable membrane and insulation, allowing a reduction in the number of installation steps whilst reducing the thickness of the main insulation to achieve the same required U-Value. It can be used in conjunction with any type of insulation.

Code	Size
ACTISB35	35mm



Actis Hcontrol Hybrid

HControl Hybrid is a reflective vapour control layer with a built-in thermal performance for use on the warm side of any insulation material, behind the internal finish in roofs, walls and ceilings. HCONTROL HYBRID provides dual performance within a single product: a vapour control layer and insulation, allowing a reduction in the number of installation steps whilst reducing the thickness of the main insulation to achieve the same required U-Value. It can be used in conjunction with any type of insulation.

Code	Size
ACTISH45	45mm

Actis tape



Code	Pack qty	Size
ACTISTAPE150	Tape For Reflective Insulation with Copper or Metalizes Face	100mm x 25m
ACTISTAPEMULTI	HPV Membrane Insulation Tape	100mm x 25m

1000'S OF PRODUCTS IN STOCK AND AVAILABLE TO ORDER.

eurocell
BUILDING PLASTICS

2021

**1000
NEW
PRODUCTS**

**ROOFING
SOLUTIONS**

NEW! EXCLUSIVE SUSTAINABLE TILE RANGE

envirotile®

EXCLUSIVE TRADE DEALS AVAILABLE

ASK IN BRANCH FOR DETAILS

envirotile® skypod® equinox® equinox™

Polypipe POLYTOPS M easy-trim

eurocell
BUILDING PLASTICS

2021

**WINDOW & DOOR
SOLUTIONS**

EXCLUSIVE TRADE DEALS AVAILABLE

ASK IN BRANCH FOR DETAILS

aspect® charisma syncro the dales collection

logik logik modus modus

eurocell
BUILDING PLASTICS

2021


**INTERIOR PRODUCT
SOLUTIONS**

**100
NEW
PRODUCTS**

EXCLUSIVE TRADE DEALS AVAILABLE

ASK IN BRANCH FOR DETAILS

PanelStyle MALMO Basix



eurocell
BUILDING PLASTICS

2021

**TOOLS & SEALANT
SOLUTIONS**

includes our **NEW
EXPANDED
SILICONE
RANGE**

EXCLUSIVE TRADE DEALS AVAILABLE

ASK IN BRANCH FOR DETAILS

SilverSil STANLEY DWYDA IRWIN

SOUDAL uniwipe POLYTOPS

eurocell
BUILDING PLASTICS

2021

**OUTDOOR LIVING
SOLUTIONS**

EXCLUSIVE TRADE DEALS AVAILABLE

ASK IN BRANCH FOR DETAILS

VOX STORM vuba 2i COGRID

DuoDeck ECOSCAPE Polypipe coastline


**SEE OUR EXPANDING RANGE OF PRODUCTS
IN OUR NEW SUITE OF BROCHURES**

PICK YOUR COPY UP IN-BRANCH TODAY

For tried and tested insulation... trust **ROCKWOOL**

At ROCKWOOL we have been manufacturing and supplying stone wool insulation products for more than 40 years.

Quick and easy to install, our insulation solutions deliver more than just thermal performance - helping you to achieve competitive advantage through enhanced reputation.



Now stocked at

eurocell

All together better

Choose **ROCKWOOL** non-combustible stone wool insulation to benefit from:



Fire resilience

Stone wool insulation can tolerate temperatures in excess of 1,000°C and will not burn.



Robustness

The dimensional stability of stone wool insulation means reliable, long-term performance.



Thermal properties

ROCKWOOL insulation provides thermal performance, reducing bills and enhancing indoor comfort.



Water repellence

Stone wool insulation is water resistant and can help to prevent damp and mould.



Acoustic capabilities

The structure and density of ROCKWOOL insulation means it traps sound waves and absorbs vibrations.




Circularity

Volcanic rock is one of the most abundant materials on the planet. Stone wool is both reusable and recyclable.

THERMAL INSULATION

Product	Thickness (mm)	Length (mm)	Width (mm)	Coverage per pack (m ²)	Pieces per pack	Euroclass Fire Rating
THERMAL Timber Frame Slab	140	1200	570	2.73	4	A1
	90	1200	570	4.10	6	A1
THERMAL Insulation Cavity Batt	100	1200	455	3.28	6	A1
THERMAL Insulation Roll	100	2750	1200	6.60	2	A1

SOUND INSULATION

Product	Thickness (mm)	Length (mm)	Width (mm)	Coverage per pack (m ²)	Pieces per pack	Euroclass Fire Rating
SOUND Insulation Slab 	50	1200	600	8.64	12	A1
	50	1200	400	5.76	12	A1
	70	1200	600	5.76	8	A1
	100	1200	600	4.32	6	A1
	100	1200	400	2.88	6	A1



For more information and support, visit www.rockwool.co.uk or contact:

Technical Solutions Team
technical.solutions@rockwool.co.uk
+44 (0) 1656 868 490

Customer Support Centre
customersupportcentre@rockwool.co.uk
+44 (0) 1656 868 400



ECOSCAPE[®] UK

CAPPED COMPOSITE DECKING

FORMA Decking 25mm x 150mm x 2900mm / 4800mm



MIDNIGHT



ARGENT



FLINT



SILVER BIRCH



HAVANA



SPICED OAK



SHOP ONLINE
eurocell.co.uk/shop



CALL US
08000 77 88 88



IN-BRANCH
eurocell.co.uk/
branch-finder

FOLLOW US ONLINE:



**BUILDING PLASTICS
AND A WHOLE LOT MORE!**

Product specifications are subject to change without notification. Please also note that colours shown are illustrative only, as the printing process does not allow 100% accurate colours to be reproduced.



BUILDING PLASTICS