

Bringing your garden to life

www.tafs-salop.ltd.uk



PRODUCT BROCHURE

The Raw Material



Ready for Processing



The Finished Product



Delivered to You



the tafs
Timber Fencing Supplier



The mark of
responsible forestry


All our timber products are FSC® certified unless otherwise stated.

For more information on our products please visit;

CONTENTS



4-5 Lap panel fencing



20 Hurdles and Square Trellis



6-9 Featheredge



21-22 Diamond Trellis



10-11 Wicket fencing and



23 Lincoln Trellis



12-13 Sussex panels



24 Posts and Finials



14-15 York panels and



25 Gravel Boards and



16-17 Devon panels



26 Log Edging



18-19 Shropshire Panels, Newport



27 Post and Rail Fencing



LAP PANELS

Lap panel fencing is the most common form of fencing in the UK. But economy doesn't mean a reduction in quality. Our superlap "5&5" panel is one of the most robust on the market, and Lap panels remain the industry standard on new housing developments. The heavy duty nature of its construction makes this panel excellent value for money. Adding a trellis on top adds a decorative touch. Available in pressure treated Green, or dipped Dark Brown or Autumn Gold.

Individual lap panels



Product Specifications:

Description	Code	Dimensions
6' Lap Panel	P6L	1828 x 1828mm
5' Lap Panel	P5L	1524 x 1828mm
4' Lap Panel	P4L	1218 x 1828mm
3' Lap Panel	P3L	915 x 1828mm
2' Lap Panel	P2L	610 x 1828mm

Individual lap gates



Product Specifications:

Description	Code	Dimensions
6' Lap Gate	P6LG	1828 x 915mm



STANDARD FEATHEREDGE

Featheredge fencing has a robust structure capable of braving the worst weather conditions, providing a strong and durable boundary to your property. Available in pressure treated Green or dip treated Dark Brown or Autumn Gold.

Standard Featheredge panels



Back View

Product Specifications:

Description	Code	Dimensions
6' Featheredge Panel	P6F	1828 x 1828mm
5' Featheredge Panel	P5F	1524 x 1828mm
4' Featheredge Panel	P4F	1218 x 1828mm
3' Featheredge Panel	P3F	915 x 1828mm

Also available in Dome and Bow topped

Featheredge gates



Product Specifications:

Description	Code	Dimensions
Square top f/edge gate	PSTFG	1750 x 915mm
Arch top f/edge gate	PATFG	1750 x 915mm



FULLY FRAMED FEATHEREDGE

These panels are complemented by our range of diamond trellis and profile posts. Fully Framed panels shown are pressure treated Green also available dip treated Dark Brown or Autumn Gold.

Fully Framed Featheredge panels



Back View

Product Specifications:

Description	Code	Dimensions
6' Featheredge Panel	P6FFT	1828 x 1828mm
5' Featheredge Panel	P5FFT	1524 x 1828mm
4' Featheredge Panel	P4FFT	1218 x 1828mm
3' Featheredge Panel	P3FFT	915 x 1828mm

Pressure Treated Featheredge gates



Product Specifications:

Description	Code	Dimensions
Square top f/edge gate	PSTFGT	1750 x 915mm
Arch top f/edge gate	PATFGT	1750 x 915mm


Gates are available in square top and arch top.



WICKET

Wicket panels are the ideal fencing to edge your front garden or as a rear garden divide. The wicket fence range is a great fence for maintaining openness in your garden without compromising your property boundaries. All pressure treated green, with round top or pointed top pales.

Round Top Wicket Panels



Product Specifications:

Description	Code	Dimensions
4' round top wicket panel	P4WPR	1200 x 1828mm
3' round top wicket panel	P3WPR	900 x 1828mm
2' round top wicket panel	P2WPR	600 x 1828mm


Round Top Wicket Gates



Product Specifications:

Description	Code	Dimensions
4' round top wicket gate	P4WGR	1200 x 1000mm
3' round top wicket gate	P3WGR	900 x 1000mm
2' round top wicket gate	P2WGR	600 x 1000mm

Pointed Top Wicket Panels



Product Specifications:

Description	Code	Dimensions
4' pointed top wicket panel	P4WP	1200 x 1828mm
3' pointed top wicket panel	P3WP	900 x 1828mm
2' pointed top wicket panel	P2WP	600 x 1828mm

Pointed Top Wicket Gates



Product Specifications:

Description	Code	Dimensions
4' pointed top wicket gate	P4WG	1200 x 1000mm
3' pointed top wicket gate	P3WG	900 x 1000mm
2' pointed top wicket gate	P2WG	600 x 1000mm



SUSSEX PANELS

Manufactured in Europe from selected softwood and pressure treated green. These panels are stylish and elegant. Ideal along shared boundaries as the panels are identical on both sides, they also look impressive surrounding decked areas. On arch and wave top models, shoulder height has a drop of 200mm. 50mm lattice gaps

Sussex Arch Panel



Product Specifications:

Description	Code	Dimensions
6' Sussex Arch	EUSA6	1800 x 1800mm
5' Sussex Arch	EUSA5	1500 x 1800mm
4' Sussex Arch	EUSA4	1200 x 1800mm
3' Sussex Arch	EUSA3	900 x 1800mm

Sussex Oval Panel



Product Specifications:

Description	Code	Dimensions
6' Sussex Oval	EUSO6	1800 x 1800mm
5' Sussex Oval	EUSO5	1500 x 1800mm
4' Sussex Oval	EUSO4	1200 x 1800mm
3' Sussex Oval	EUSO3	900 x 1800mm

Sussex Wave Panel



Product Specifications:

Description	Code	Dimensions
6' Sussex Wave	EUSW6	1800 x 1800mm
5' Sussex Wave	EUSW5	1500 x 1800mm
4' Sussex Wave	EUSW4	1200 x 1800mm
	EUSW3	900 x 1800mm



YORK PANELS AND GATES

York Flat Panel



Product Specifications:

Description	Code	Dimensions
6' York Flat	EUYF6	1800 x 1800mm
5' York Flat	EUYF5	1500 x 1800mm
4' York Flat	EUYF4	1200 x 1800mm
3' York Flat	EUYF3	900 x 1800mm

York Arch Panel



Product Specifications:

Description	Code	Dimensions
6' York Arch	EUYA6	1800 x 1800mm
5' York Arch	EUYA5	1500 x 1800mm
4' York Arch	EUYA4	1200 x 1800mm
3' York Arch		

York Wave Panel



Product Specifications:

Description	Code	Dimensions
6' York Wave	EUYW6	1800 x 1800mm
5' York Wave	EUYW5	1500 x 1800mm
4' York Wave	EUYW4	1200 x 1800mm
	EUYW3	

York Gates



Product Specifications:

Description	Code	Dimensions
York Flat Gate	EUYGF	1800 x 900mm
York Arch Gate	EUYGA	

Curved hinges available by request



DEVON PANELS AND GATES

Devon Flat Panel



Product Specifications:

Description	Code	Dimensions
6' Devon Flat	EUDF6	1800 x 1800mm
3' Devon Flat	EUDF3	900 x 1800mm

Devon Arch Panel



Product Specifications:

Description	Code	Dimensions
6' Devon Arch	EUDA6	1800 x 1800mm
3' Devon Arch	EUDA3	900 x 1800mm

Devon Wave Panel



Product Specifications:

Description	Code	Dimensions
6' Devon Wave	EUDW6	1800 x 1800mm
3' Devon Wave	EUDW3	900 x 1800mm

Devon Gates



Product Specifications:

Description	Code	Dimensions
Devon Flat Gate	EUDGF	1800 x 900mm
Devon Arch Gate	EUDGA	1800 x 900mm

Curved hinges available by request



SHROPSHIRE PANELS

The clean looking construction of this panel makes it an ideal border to any contemporary garden. A great alternative to trellis affording that little bit more privacy whilst still maintaining openness. The open slats make this an ideal fence panel for exposed locations too as it allows the wind to pass through easily, pressure treated green. This panel is 70mm thick with a bolted construction, making it heavy duty and very sturdy!



Product Specifications:

Description	Code	Dimensions
6' Shropshire flat	EUSH06	1800 x 1800mm
3' Shropshire flat	EUSH03	1800 x 900mm

NEWPORT CROSS TOP PANEL AND GATE



This is the ideal fence to edge your front garden with an attractive decorative trellis to the top. Perfect for adding a more pronounced border to your decked area. Pressure treated Green. Gates available to match.



Product Specifications:

Description	Code	Dimensions
Newport Panel	EUCT900	900mm x 1800mm
Newport Gate	EUCTG	900mm x 900mm

HURDLES

Hazel Hurdles




This hand made natural screening will complement any setting from the traditional cottage garden to a more urban location, creating a unique boundary to any space. These panels provide a sympathetic natural look and are environmentally sustainable.

Product Specifications:

Description	Code	Dimensions
6' Hazel hurdle	EUHA6	1800 x 1800mm
3' Hazel hurdle	EUHA3	900 x 1800mm

Willow Hurdles



Willow hurdles are similar to the Hazel hurdles above but are woven in bands rather than single strands, creating a very different look. Excellent for providing a screen to hide unsightly areas to your garden. Natural gaps in the weave of both hurdles make them suitable for windy locations.


Product Specifications:

Description	Code	Dimensions
6' Willow hurdle	EUWI6	1800 x 1800mm
3' Willow hurdle	EUWI3	900 x 1800mm

SQUARE TRELLIS

Trellis fencing is very versatile in that it can be a stand alone fence, wall mounted or an aesthetic top to any of our square panels.

Square Trellis




Product Specifications:

Description	Code	Dimensions
6' Trellis	P6T	1828 x 1828mm
5' Trellis	P5T	1524 x 1828mm
4' Trellis	P4T	1218 x 1828mm
3' Trellis	P3T	915 x 1828mm
2' Trellis	P2T	610 x 1828mm
1' Trellis	P1T	305 x 1828mm

DIAMOND TRELLIS

Planed and pressure treated green, our Diamond Trellis range is an eye catching addition to any garden. It can be used for creating boundaries as well as for adding a touch of privacy within your garden. They also make an attractive and decorative addition to the top of any flat topped panel. Lattice gaps 40mm.

Diamond Trellis



Product Specifications:

Description

1' Diamond trellis square
2' Diamond trellis square
3' Diamond trellis square
6' Diamond trellis square


Code

EDTS300
EDTS600
EDTS900
EDTS1828

Dimensions

300 x 1828mm
600 x 1828mm
900 x 1828mm
1828 x 1828mm

Diamond Trellis Bow Top



Description

1' Diamond trellis
Bow top
18" Diamond trellis
Bow top
2' Diamond trellis


Code

EDTV300
EDTV450
EDTV600

Dimensions

300/150/300 x
1828mm
450/300/450 x
1828mm
600/450/600 x

Diamond Trellis Dome Top



Product Specifications:

Description

1' Diamond trellis
Dome top
18" Diamond trellis
Dome top
2' Diamond trellis
Dome top


Code

EDTX300
EDTX450
EDTX600

Dimensions

150/300/150 x
1828mm
300/450/300 x
1828mm
450/600/450 x

Diamond Trellis Wave Top



Product Specifications:

Description	Code	Dimensions
1' Diamond Trellis	EDTW300	150/300/150 x 1828mm
18" Diamond Trellis	EDTW470	300/450/300 x 1828mm
	EDTW620	450/600/450 x 1828mm




Diamond Trellis Corner Element



Product Specifications:

Description	Code	Dimensions
Diamond trellis corner element	EDCE450	450 x 450mm

900mm wide Diamond Trellis



Ideal as a small screen panel or an addition to each side of an arch or arbour.


Product Specifications:

Description	Code	Dimensions
Dome	EDTX915	1700/1800/1700 x 900mm
Wave	EDTW915	1700/1800/1700 x 900mm
Bow	EDTV900	1800/1700/1800 x 900mm

LINCOLN TRELLIS PANEL

The bow and dome topped trellis can be combined with a solid panel to create an eye catching fence feature. Lattice gaps 40mm


Wave



Product Specifications:

Description	Code	Dimensions
Diamond trellis Lincoln wave	EULW	1828 x 1828mm


Dome



Product Specifications:

Description	Code	Dimensions
Diamond trellis Lincoln Dome	EULX	1828 x 1828mm

Bow



Product Specifications:

Description	Code	Dimensions
Diamond trellis Lincoln Bow	EULV	1524 x 1828mm

POSTS AND FINIALS

All posts and finials can be coupled with any of our fences in the range to create the desired look. Available in pressure treated green or brown.

Posts



Product Specifications:

Description

10' x 4" x 4" post
 8' x 4" x 4" post
 6' x 4" x 4" post
 10' x 3" x 3" post
 8' x 3" x 3" post
 7' x 3" x 3" post
 6' x 3" x 3" post
 5' x 3" x 3" post


Code

P301010
 P241010
 P181010
 P307575
 P247575
 P217575
 P187575
 P157575

Dimensions

3000 x 100 x 100mm
 2400 x 100 x 100mm
 1800 x 100 x 100mm
 3000 x 75 x 75mm
 2400 x 75 x 75mm
 2100 x 75 x 75mm
 1800 x 75 x 75mm
 1500 x 75 x 75mm

Post Caps



Product Specifications:

Description

4" x 4" post caps
 5" x 5" post caps

Code

PPC
 PPC5

Dimensions

100 x 100 x 16mm
 NOM
 125 x 125 x 16mm
 NOM

Finials



Product Specifications:

Description

4" x 4" acorn finial
 5" x 5" acorn finial
 4" x 4" ball finial
 5" x 5" ball finial

Code

IL4ACORN
 IL5ACORN
 IL4BALL
 IL5BALL

Dimensions

100 x 100 x 16mm
 NOM
 125 x 125 x 16mm
 NOM
 100 x 100 x 16mm
 NOM
 125 x 125 x 16mm
 NOM

GRAVEL BOARDS

Use under fence panels to extend the life of your fencing. Fix to timber posts with 'L' shaped clips

Timber gravel boards



Product Specifications:

Description

3m gravel board
1.8 m gravel board

Code

T301522T
T181522T

Dimensions

3000 x 150 x 22mm
1828 x 150 x 22mm

SLEEPERS

Landscape Sleepers create a very strong and durable garden feature and can be used for many things including raised beds, retaining walls and planters. These are available in Sawn New Softwood which are Pressure treated Brown or Green as well as Reclaimed railway sleepers.



Reclaimed
Sleepers

creosoted



Softwood Sleepers

Product Specifications:

Description

Small Softwood
Sleepers
Large Softwood
Sleepers
Reclaimed Sleepers

Code

TSL200100
TSL250125
TSLREC

Dimensions

2400 x 200 x 100mm
2400 x 250 x 125mm
2600 x 250 x 150mm
NOM

LOG EDGING



Log Edging Rolls are ideal for border edges, flower beds and edging paths and can be shaped to use as planters. The log rolls allow you to improve your garden's looks without costing the earth. Offering great flexibility they can be used for either: straight line edging, curved edging or an angled design edge.



Product Specifications:

Description

6" log roll
9" log roll
12" log roll

Code

P150LRC
P225LRC
P300LRC

Dimensions

150 x 1800mm
225 x 1800mm
300 x 1800mm

Ground fixing spikes for log edging



Product Specifications:

Description

450mm pegs
600mm pegs

Code

T450PEGS
T600PEGS

Dimensions

450 x 38 x 38mm
600 x 50 x 50mm

POST AND RAIL FENCING AND LANDSCAPING TIMBER

Post and rail fencing is very versatile and is suitable for both domestic and agricultural use. It is an attractive, open type of fencing that has been traditionally used in the more rural areas of the English countryside as it does not impede the wonderful views available. Not only is it useful as a fence to restrict livestock but also as a simple distinction of a boundary, or just to restrict pedestrian access. All items are pressure treated green. Posts are pointed at one end.



Product Specifications:

Description

3.6m Half Round Rail
 Round Landscaping Post
 75mm Full Round Post
 100mm Full Round Post
 75mm Half Round Post

Code

F3600HRR
 F900LT
 F1650FRP
 F1650FRP100
 F1650HRP

Dimensions

3600 x 87mm
 900 x 100mm
 1650 x 75mm
 1650 x 100mm
 1650 x 75mm



It must be remembered that timber is a natural product and it will be subject to natural movement and weathering as it seasons. It is not uncommon for small splits to occur in timber during the drying out process, and for warping to occur when timber is allowed to dry too rapidly. These will normally go back when moisture levels rise. This is nature at work and should not be considered a fault.

All TAFS panels are supplied with a 10 year guarantee against rot, subject to the panel having no direct ground contact.

Any alteration to the panel as supplied will negate the guarantee and any warranty provided.



We are located at:
Gower Street, St Georges Telford, Shropshire, TF2 9BQ

Tel: 01952 617072 **Fax:** 01952 620379

Website: www.tafs-salop.ltd.uk **Email:** sales@tafs-salop.ltd.uk



Your local stockist is: