







flowpoint smooth

flowable rapid set grout

FEATURES & BENEFITS

-  BS 7533 Compliant
-  Joint width: 4-50mm
-  Depth: 20-200mm
-  Open to pedestrian traffic: 1 hour
-  Open to vehicular traffic: 4 hours
-  Set time: 20 minutes



APPLICATIONS

UltraScape flowpoint smooth is ideally suited to smooth paving stones and slabs, providing a seamless surface to your construction. It has a high fluid consistency for early trafficking that conforms to the strict demands of BS 7533. It is ideal for all pavements where a rigid or bound void-free joint is required. The product is suitable for application in town centre pedestrian schemes, pathways and carriageways, and can be used with natural stone, concrete flags and clay paviours.

TECHNICAL

UltraScape flowpoint smooth is a fully pre-mixed dry-pack which only requires the addition of water on-site. It can fill joints from 4mm-50mm wide with a minimum target depth of 20mm, up to 200mm in one application. This highly fluid grout achieves a final compressive strength of 49.6N/mm² (results achieved using 4.25 litres of water per 25kg bag), and will reach initial set in 20 minutes, will accept light foot traffic after 1 hour, and vehicular traffic after 4 hours (dependent upon temperature).

MIXING AND APPLICATION

Once the paving is ready to receive the grout the following method must be adhered to:

Immediately prior to jointing it must be ensured that the joints are free from debris and all ponded water removed. The paving surface and joints must be pre-soaked and kept wet until the jointing process has been completed. A 25kg bag requires 4.25

litres of water and must be mixed for between 3 and 5 minutes until a smooth lump-free consistency has been achieved.

Apply the mortar without delay. Do not store liquid mortar other than in transit from mixer. It must be carefully forced into the joints using a suitable rubber squeegee. The mortar should be constantly moved over the surface to repeatedly top up joints in which the mortar may have slumped following initial placement. Use the rubber squeegee to remove as much mortar as possible from the surface. The surface must be kept constantly moist using a soft spray of water.

When the jointing mortar has hardened sufficiently or achieved its initial set the paving surface must be cleaned using a brush and copious amounts of water. Cleaning must be carried out thoroughly and no mortar must be allowed to remain on the surface of the paving.

PRECAUTIONS

Please note: a small trial should be done to ensure compatibility with the stone being used as Instarmac cannot test all stone types. Wash all tools frequently. Mix only enough material to apply in 4 minutes. Never remix or add extra water. Wear protective clothing. Avoid skin and eye contact - wet cement can burn the skin. Cool temperatures retard, warm temperatures accelerate.

PRODUCT AND TECHNICAL DATA

Product Details	
Unit/Packaging	25kg paper bags delivered on shrink-wrapped pallets.
Storage	Store in closed original container at temperatures between 5°C and 30°C. Avoid frost. This product must be stored in unopened bags, clear of the ground in cool dry conditions and protected from excessive drafts. If stored correctly and used within 8 months of the date shown on the bag, the activity of the reducing agent will be maintained and this product will contain, when mixed with water, no more than 0.0002% (2 ppm) soluble Chromium (VI) of the total dry weight of the cement.
Coverage	72 bags = m ³ Please visit ultrascape.co.uk for a free online product calculator.
Yield	13.9 litres (approximately) per 25kg bag
Shelf Life	Shelf life from date of manufacture in correct conditions for sealed bags is 8 months. Please note: the use of this product after the end of the declared storage period may increase the risk of an allergic reaction.
Colour	Natural Grey & Charcoal

*Depending on temperatures - test carried out at 20°C. Cool temperatures retard, warm temperatures accelerate product performance. As with all raw materials, colour variation may occur. Please note that this does not affect the consistency or characteristics of the enclosed product.

HEALTH, SAFETY AND ENVIRONMENTAL

Please ensure that appropriate PPE is used when preparing, mixing and applying products. Always wash hands before consuming food and make sure that materials are kept safely out of reach of children and animals. Please dispose of packaging and waste responsibly and in accordance with local authority requirements. A full material safety data sheet relating to this product is available from instarmac.co.uk

QUALITY ASSURANCE

All products are manufactured in a plant whose quality management system is certified / registered as being in conformity with BS EN ISO 9001, ISO 14001 and ISO 45001. Our products are guaranteed against defective materials and manufacture and will be replaced or money refunded if the goods do not comply with our promotional literature. We cannot however accept responsibility arising from the application or use of our products because we have no direct or continuous control over where and how products are used. All products are sold subject to our conditions of sales, copies of which may be obtained upon request.

CONTACT US

Instarmac Group plc, Birch Coppice Business Park, Danny Morson Way, Dordon, Tamworth, Staffordshire, B78 1SE, United Kingdom

Tel: +44 (0) 1827 254400 • Email: email@instarmac.co.uk

• Order: orders@instarmac.co.uk

• Website: www.instarmac.co.uk

Vers 12.07.2024 Uncontrolled if printed. For the most up-to-date version of this datasheet, please refer to this product's profile on our website which can be found at www.ultrascape.co.uk

Test Age	Compressive Strength*	Flexural Strength*	Tensile Strength*	Bond Strength
2 hours	10N/mm ²			
4 hours	12N/mm ²			
24 hours	14N/mm ²	4N/mm ²	1.69N/mm ²	
3 days	15N/mm ²			
7 days	25N/mm ²	4.5N/mm ²	2.65N/mm ²	
28 days	49.6N/mm ²	7.1N/mm ²	3.91N/mm ²	>1.5N/mm ²
Shrinkage	0.06%			
Workability	5-15 minutes*			
Modulus of elasticity	19200N/mm ²			
Setting time	20 minutes*			