

Bedale™ PAVING

Bedale provides impressive environmental benefits with up to 85% of its raw material content coming from recycled, local sources. It's part of the ultimate Greenscaping range.



Manufacturing Standard

Centurion is a hydraulically-pressed pre-cast concrete flag manufactured to the strict tolerances of BS EN 1339.

Freeze thaw compliance

Compliance requires Freeze Thaw weight loss to be less than 1.0kg / m². Oakdale products achieve a mean weight loss of 0.312kg / m² and surpass the highest Class (Class 3).


Paving Colours




Plain Buff



Plain Red



Plain Natural



Plain Charcoal


Bending strength

Compliance requires a mean of 4.0MPa to meet the highest Class (Class 3) requirements.


Pendulum test

A test value in excess of 75 states the "potential to slip" is Extremely Low.

Paving Sizes




600 x 600mm*




450 x 450mm*



300 x 600mm*



200 x 600mm*



150 x 600mm*

*All sizes are nominal



Specification Table

Nominal Size (mm)	Work Size (mm) [†]	Thickness (mm) [‡]	BS Designation	Colours	No. Items per Pack	Weight per Flag (kg)	Weight per Pack (kg)	Coverage per Pack* (m ²) [†]	Kg of CO ₂ e per m ²
900x600	897x597	50	D50	Natural	20	60.0	1200	10.8	9.84
900x600	897x597	50	D50	Buff, Red, Charcoal	20	60.0	1200	10.8	10.58
600x600	597x597	50	B50	Natural	20	40.0	800	7.2	9.84
600x600	597x597	50	B50	Buff, Red, Charcoal	20	40.0	800	7.2	10.58
600x600	597x597	63	B63	Natural	16	50.5	808	5.76	12.4
600x600	597x597	63	B63	Buff, Red, Charcoal	16	50.5	808	5.76	13.33
600x600	597x597	40	Plain & Riven	Natural	24	32.7	786	8.64	7.87
600x600	597x597	40	Plain & Riven	Buff, Red, Charcoal	24	32.7	786	8.64	8.46
450x450	447x447	50	E50	Natural	40	22.4	896	8.1	9.84
450x450	447x447	50	E50	Buff, Red, Charcoal	40	22.4	896	8.1	10.58
450x450	447x447	70	E70	Natural	28	31.5	882	5.67	13.78
450x450	447x447	70	E70	Buff, Red, Charcoal	28	31.5	882	5.67	14.81
450x450	447x447	38	Plain & Riven	Natural	50	17.5	873	10.125	7.49
450x450	447x447	38	Plain & Riven	Buff, Red, Charcoal	50	17.5	873	10.125	8.04
600x300	597x296	50	na	Natural	40	19.8	793	7.2	9.84
600x200	597x195.5	50	na	Natural	60	13.1	786	7.2	9.84
600x150	597x145.5	50	na	Natural	80	9.8	780	7.2	9.84

Notes

[†]All plan dimensions comply with BSEN1339:2003 tolerances of ± 2 mm

[‡]All thicknesses comply with BSEN1339:2003 tolerances of ± 3 mm

*Assumes paving is laid with the recommended joint gap of 3mm.