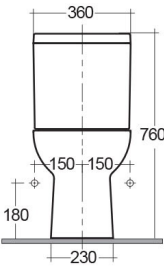
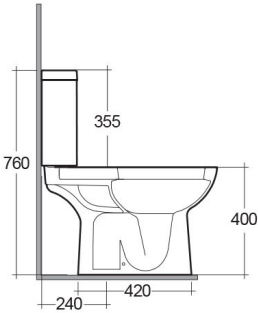
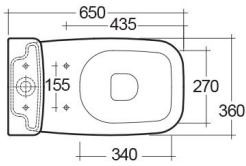


RAK-ORIGIN
Close Coupled | Water Closet

RAK
 CERAMICS



TECHNICAL SPECIFICATIONS

Suite:	RAK-ORIGIN
Type:	Close Coupled
Dimensions:	650 x 360 mm
Weight:	34 Kg
Color:	Alpine White
Trap type:	S Trap
Trapway type:	Concealed
Seat cover options:	PP
Bowl shape:	Rounded Rectangle
Soft close:	yes
Quick remove seat cover:	yes
Flush Type:	Dual Flush
Flush Capacity:	4-5 L

Code	Name
ORG03AWHA	ORIGIN WATER CLOSET CLOSE COUPLED S-TRAP 65CM
ORG10AWHA	ORIGIN WATER CLOSET TANK
YFG109C	ORIGIN UREA QUICK RELEASE SOFT CLOSE SC

YFG105C

RAK-Origin P.P. Quick Release Soft Close
Seat & Cover

Dimensions: All dimensions in mm. Tolerance of vitreous china & fireclay items: $\pm 5\%$ for below 200mm and $\pm 3\%$ for above 200mm; for all other items tolerance $\pm 1\%$. Note: Due to a continuing development program to improve design and performance, the manufacturer reserves all rights to vary specifications without prior information. Please note accessories are for photographic use only.