

The VELUX logo is positioned in the top right corner of the page. It consists of the word "VELUX" in a bold, white, sans-serif font, with a registered trademark symbol (®) to its upper right. The text is set against a solid red rectangular background.The background of the entire page is a photograph of a bright, airy bedroom. The room features a bed with white linens in the foreground. The ceiling is white and has several VELUX skylights. One skylight in the center is open, showing a view of green trees outside. Other skylights are closed, and some have dark blue roller blinds. Sunlight streams through the windows, creating a warm and bright atmosphere.

Product Catalogue

Valid from 1st September 2023
[velux.com/export](https://www.velux.com/export)



Contact us

If you need more information or technical support, we are here to help.

Telephone: +45 45 16 78 85
E-mail: export@velux.com

Website: velux.com/export

Contents

4	Transforming spaces	14	Roof windows
5	It's our nature	26	Installation and flashings
6	Why VELUX®	36	Blinds and shutters
8	Your guide to getting the right solution	52	Flat roof windows
9	Our roof window features at a glance	64	Sun tunnels
10	Glazings		
12	Intelligent Home Control		
14	Roof windows		
26	Installation and flashings		
36	Blinds and shutters		
52	Flat roof windows		
64	Sun tunnels		
68	Accessories		
71	Practical information		

Transforming spaces into favourite places

We all look for the perfect place where we can relax, recharge and feel content – or even be more productive. And often, without us noticing, it is a place filled with daylight and fresh air.

For over 80 years, the VELUX Group has helped people transform spaces using daylight and fresh air through the roof. By creating brighter, healthier, more sustainable places to live, work, learn and play we enable a better everyday life for people around the world.

Our award-winning windows can fit any roof – flat, pitched, old or new

– and can be accessorised with VELUX blinds and shutters. You can add more space to your home with a VELUX CABRIO® balcony.

VELUX roof windows are built to last. We take pride in our craft and high quality products. But what you may not see is that VELUX roof windows are part of an ambitious sustainability strategy. We plan to capture

the VELUX Group's historical carbon footprint, alongside dramatically reducing future emissions to make us lifetime carbon neutral by 2041. In other words, there are several reasons to take a deep breath and look out of a VELUX roof window.



It's our nature

With our Sustainability Strategy 2030, we have made a commitment to capturing our historical CO₂ emissions and reaching carbon neutrality by 2041 – our 100-year anniversary.

Acting sustainably has always been in our nature at VELUX. That's why we in 2020 introduced a pioneering new commitment as we enter what the UN calls the Decade of Action. Our plan is to dramatically reduce our future carbon emissions in line with science and at the same time capture our historical carbon footprint all the way back to the time of our founding in 1941 by protecting and restoring forests. At

our centennial anniversary in 2041, we will be Lifetime Carbon Neutral.

To capture our historical carbon footprint, we have started a 20 year-long partnership with WWF (World Wide Fund for Nature) on forest and nature projects around the world.

Going forward, we will drive down our future carbon emissions by accelerating

our investments in energy efficiency, shift to 100% renewable electricity, as well as substantially change the way we specify and purchase materials for our products. In short, if you buy a VELUX roof window in 2020 and a similar window in 2030, the 2030 window will contain 50% less CO₂. By 2030 we will be a carbon neutral company and will have halved carbon emissions across our entire value chain.

When you buy a VELUX solution, you are part of this journey. You will also automatically find yourself at the forefront of a roof window technology that creates better and healthier homes. For example, by applying smart sensor-based solutions to a roof window you can benefit from a self-regulating indoor climate for sustainable living indoors.

We all need a healthy home – including Mother Nature. With our new sustainability strategy, we are doing everything we can to make that happen.

Why VELUX®

All over the world, VELUX roof windows contribute to healthy indoor environments by letting in fresh air and daylight. Here are six other good reasons why you should consider an original VELUX roof window.

80 years of innovation

When the first VELUX window transformed a dark attic into a liveable space, it was a revelation. That was 80 years ago but our passion for daylight, fresh air and better living environments continues to this day and can be seen in constant innovation and award-winning design.



Extensively tested

VELUX products are designed to meet the highest quality standards and thoroughly tested. For example, all windows are tested to withstand a year's rainfall in just 15 minutes. They are also opened and closed 25,000 times – the equivalent of opening and closing the window every day for 68 years!

Delivery

We understand that when you order your VELUX products, you want them as quickly as possible. Depending on your location, some of the most popular products are available in our distributor's stores, while other products can be delivered at your request.



Here for you

When you need support, our team is never more than a phone call away. Our service technicians are experts in installation and repair and ready to help with everything from simple installation queries to more technical questions about products – even those that have long since passed their guarantee date.



Focused on sustainability

Sustainability is ingrained in everything we do. Not only do VELUX windows save energy and last for generations, but our production facilities strive to achieve zero waste, source responsibly and continually reduce environmental impact. Read more in our Sustainability Strategy 2030.

Your guide to getting the right solution

Natural light is essential to your wellbeing. Window size, as well as the number of windows, is fundamental to how your space will look and feel.

15°-90°



0°-15°



1. Identify roof pitch
VELUX roof windows can be installed in both pitched and flat roofs. Find the roof window that best suits your building type and room on page 12.



5. Choose window operation
All VELUX roof windows can be operated manually or electrically, and they can be combined with Intelligent Home Control solutions.



20%

15 m² x 20%
= 3 m² glazing



2. Choose amount of daylight and ventilation
For optimal comfort, we recommend that the glazed areas represent 20% of the overall floor space in your room.



6. Choose installation products
VELUX installation products are designed to fit the roof window and roofing material exactly. They protect against the risk of water penetration, mould and condensation for durability and indoor comfort.



3. Choose glazing
Get the glazing option that's right for your space – from extra noise reduction to triple-glazing for enhanced thermal efficiency. Find out more on page 10.

White polyurethane
White painted
Clear lacquered

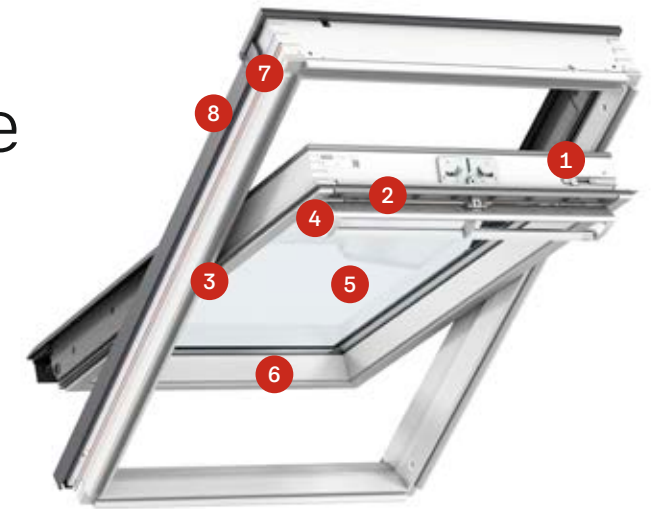


4. Choose interior finish
VELUX roof windows come in a variety of materials to match all interior styles. Find the perfect interior finish for your project and your room.



7. Choose light control and heat protection
Select interior blinds for light dimming or blackout. Choose from a wide range of blind types and colours to match your need and style. Select exterior products for heat protection and blackout. This will keep your home cool on hot days and nights. See full range of manual and remote operated blinds and shutters on page 32.

Our roof window features at a glance



1. Roof window can be rotated 180° and secured in place with **built-in barrel bolt** for easy cleaning from the inside.



5. All **standard glazings** come with premium features like safety lamination, toughened glass, UV filter and our unique rain noise reduction.



2. **Ventilation bar** lets fresh air into your home even when roof window is closed.



6. **VELUX ThermoTechnology™** transfers less energy and keeps your home warm.

ThermoTechnology™



3. High quality **pivot hinges** for smooth operation.



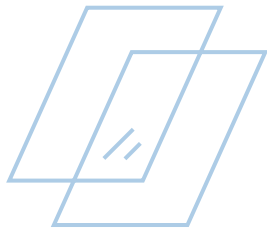
7. **Simple red and blue line bracket** system differentiates between standard and recessed installation.



4. **Pre-mounted brackets** for straightforward blind installation. Simply click on the blind and add the pre-fitted side rails.



8. **Click-on covers** make your installation easier, faster and safer.



Glazing features

Rain noise reduction
Enjoy undisturbed sleep without being woken by rain noise on the window.

Safety lamination
Prevents glass from falling into the room in case of accidental breakage.

Toughened glass
Adds strength to the outer pane to protect from wayward balls and extreme weather such as heavy storms and hail.

UV filter
Protects your interior furnishings from fading due to the sun's harmful UV rays.

Easy-to-clean
Dirt-repellent coating lets you spend less time cleaning and more time enjoying the view.

Anti-dew
Hydrophobic coating reduces the amount of dew that can form on the outside for a clearer view.

● **Good**
●● **Very good**
●●● **Excellent**
●●●● **Best**



Made for

Heat protection

Glazing 69

This 3-layer glazing filters out the heat from the sun's rays to keep your home more comfortable. High thermal efficiency prevents that feeling of cold that comes from a window during winter.



✓ ✓ ✓ ✓

Thermal transmittance window	Uw 1.1	●●●
Thermal transmittance glazing	Ug 0.7	●●●●
Energy transmittance	g 0.27	●●●●●
Sound insulation	35 dB	●●
Layers of glass	3	

Glazing options



Made for

Comfort

Glazing 70

Provides great comfort with all the standard features, including new rain noise reduction, laminated safety glass, protection from UV rays, and extra-strength toughened glass.



✓ ✓ ✓ ✓

Thermal transmittance window	Uw 1.3*	●●
Thermal transmittance glazing	Ug 1.0	●●●
Energy transmittance	g 0.46	●●
Sound insulation	35 dB	●●
Layers of glass	2	



Made for

Better comfort

Glazing 68

3-layer glazing that offers all of the VELUX premium standard features and better energy-efficiency. Reduces that feeling of cold that comes from a window during winter.



✓ ✓ ✓ ✓

Thermal transmittance window	Uw 1.1	●●●
Thermal transmittance glazing	Ug 0.7	●●●●
Energy transmittance	g 0.49	●●
Sound insulation	35 dB	●●
Layers of glass	3	




Made for

Well-being

Glazing 66

3-layer glazing that minimises the feeling of cold and blocks outside noise so you can feel warm and relaxed. Easy-to-clean and anti-dew coatings provide clearer views.



✓ ✓ ✓ ✓ ✓ ✓

Thermal transmittance window	Uw 1.0	●●●
Thermal transmittance glazing	Ug 0.6	●●●●
Energy transmittance	g 0.44	●●
Sound insulation	37 dB	●●●
Layers of glass	3	

Glazing type comparison

	66	68	69	70
Inner glass	6 mm laminated	6 mm laminated	6 mm laminated	6 mm laminated
Spacing	13 mm	12 mm	13 mm	16 mm
Middle glass	3 mm toughened (tempered)	3 mm heat strengthened	3 mm heat strengthened	—
Spacing	13 mm	12 mm	13 mm	—
Outer glass	4 mm toughened (tempered)	4 mm toughened (tempered)	4 mm toughened (tempered)	4 mm toughened (tempered)

— Product is not available

Intelligent Home Control



VELUX Touch

Indoor comfort at your fingertips

VELUX Touch makes it easy to feel perfectly at home by ensuring every electric roof window, blind and shutter is always within easy reach. Let in a cool breeze when you need a breath of fresh air, shield your home from the midday sun or draw the blinds for movie night – all with a single remote.



- Easy grouping of products
- Simple control of multiple electrical products
- Quick and easy access to frequently used features
- Accessible to all household members
- Ventilation timer for quick airing
- Not dependent on Wi-Fi

Includes

- 1 VELUX Touch

Details


- It is a perfect choice for simple multiple product operation, that doesn't require Internet connection

	 VELUX Wall Switch	 VELUX Touch
	Pre-paired for easy control	Indoor comfort at your fingertips
Product use	• Simple control of one electrical product	• Simple control of multiple electrical products
What's in the box	Included in all electrical product purchases: • KLI 311 for roof windows • KLI 312 for interior blinds • KLI 313 for exterior shutter and blinds	• 1 VELUX Touch
Connectivity	• N/A	• N/A
VELUX Compatibility	• All electric roof windows, blind and shutters	• All electric roof windows, blinds and shutters



VELUX Touch

KLR 300	VELUX Touch	#
---------	-------------	---



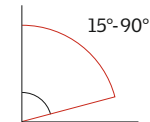
Electric roof window

Centre-pivot roof window

The ideal solution for ultimate convenience and comfort in your home. Our electric roof windows offer one touch remote control and come complete with a wireless wall switch. An integrated rain sensor will automatically close the window in the event of rain. They are available in either electric or solar powered. The electric roof windows are our recommended choice for a modern and carefree living with fresh air and great indoor comfort.

- Rain sensor that automatically closes the window in case of rain
- Ventilation filter protects against dust and insects
- Easily add and instantly connect electric blinds into the prefitted brackets
- Our electric and solar products work with frequency 868 MHz

Roof pitch



Interior finish options

- White polyurethane**
Maintenance-free and moisture resistant*
- White painted**
Bright white finish for modern interiors
- Clear lacquered**
Matches perfectly with traditional interior

* Recommended for humid rooms like bathrooms and kitchens.

Glazing options

	Double glazing --70	Triple glazing --68	Triple glazing --66
Rain noise reduction	✓	✓	✓
Safety lamination	✓	✓	✓
Toughened glass	✓	✓	✓
UV filter	✓	✓	✓
Easy-to-clean			✓
Anti-dew			✓


Thermal transmittance of glazing (U _g -value)	1.0	0.7	0.6

Read more about glazing specifications on pages 10-11.

Blinds and shutters

- Consider interior blinds for light control, and awning blinds or shutters for heat protection and blackout

Read more on pages 36-51.



Electric roof windows – electric & solar powered

External frame sizes (w×h) cm	U-VALUE	CK04	CK06	FK06	MK06	MK08	PK08	SK08	UK08
	W/m² K	55×98	55×118	66×118	78×118	78×140	94×140	114×140	134×140

White polyurethane

	GGU 007021A	GGU 006821A	GGU 006621A	GGU 007030A	GGU 006830A	GGU 006630A
Electric	1.3 # # # # # # # #	1.1 # # # # # # # #	1.0 # # # # # # # #	1.3 # # # # # # # #	1.1 # # # # # # # #	1.0 # # # # # # # #
Solar						

Clear lacquered

	GGL 307021A	GGL 306821A	GGL 306621A	GGL 307030A	GGL 306830A	GGL 306630A
Electric	1.3 # # # # # # # #	1.1 # # # # # # # #	1.0 # # # # # # # #	1.3 # # # # # # # #	1.1 # # # # # # # #	1.0 # # # # # # # #
Solar						

Product is available
- Product is not available



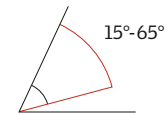
Electric roof window Panoramic view

Outward-opening roof window

Welcome to the best of two worlds. The electric top-hung roof window provides a panoramic view and has convenient electric operation, or manual operation when needed. It creates a balcony-like feeling when the window opens outwards by one touch of the wall switch delivered with the window. The electrical roof window with panoramic view is our recommended choice for a modern living with extra space, fresh air and best indoor comfort.

- Rain sensor that automatically closes the window in case of rain
- Ventilation filter protects against dust and insects
- Easily add blinds by simply clicking them into the pre-fitted brackets
- Our electric and solar roof window products work with frequency 868 MHz

Roof pitch



Interior finish options



White polyurethane
Maintenance-free and moisture resistant*

* Recommended for humid rooms like bathrooms and kitchens.

Glazing options

	Double glazing --70	Triple glazing --66
Rain noise reduction	✓	✓
Safety lamination	✓	✓
Toughened glass	✓	✓
UV filter	✓	✓
Easy-to-clean		✓
Anti-dew		✓
Thermal transmittance of glazing (U _g -value)	1.0	0.6

Read more about glazing specifications on pages 10-11.

Compatibility

- VELUX electric roof window – panoramic view is only compatible with manual or solar-powered blinds
- Please, contact VELUX Customer Service for combination installations

Blinds and shutters

- Consider interior blinds for light control, and awning blinds or shutters for heat protection and blackout

Read more on pages 36-51.



External frame sizes (w×h) cm

U-VALUE W/m²K **FK06** **MK06** **MK08** **PK08** **SK08**



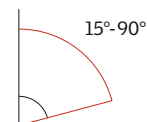
White polyurethane

	GPU 007021A	1.3	#	#	#	#	#
Electric	GPU 006621A	1.0	#	#	#	#	#




Product is available



Roof pitch



Interior finish options

-  **White polyurethane**
Maintenance-free and moisture resistant*
-  **White painted**
Bright white finish for modern interiors
-  **Clear lacquered**
Matches perfectly with traditional interior

* Recommended for humid rooms like bathrooms and kitchens.

Glazing options

	Double glazing --70	Triple glazing --68	Triple glazing --66
Rain noise reduction	✓	✓	✓
Safety lamination	✓	✓	✓
Toughened glass	✓	✓	✓
UV filter	✓	✓	✓
Easy-to-clean			✓
Anti-dew			✓

Thermal transmittance of glazing (U _g -value)	1.0	0.7	0.6

Read more about glazing specifications on pages 10-11.

Blinds and shutters

- Consider interior blinds for light control, and awning blinds or shutters for heat protection and blackout

Read more on pages 36-51.

Out-of-reach

- If your roof window is out of reach, VELUX recommends electric roof window

Read more on page 14.

Manual top-operated

The original roof window

The classic VELUX roof window is operated by a neatly designed and convenient top control bar that allows you to open and close the window even with furniture placed underneath it. It also features a ventilation flap so you can air out your room with the window closed.

- Convenient top opening with integrated ventilation
- Ventilation filter protects against dust and insects
- Easy to rotate the window and clean the outer glass
- Easily add blinds by simply clicking them into the pre-fitted brackets



External frame sizes (w×h) cm	U _w -value W/m ² K	CK04	CK06	FK06	MK06	MK08	PK08	SK08	UK08
		55×98	55×118	66×118	78×118	78×140	94×140	114×140	134×140



White polyurethane									
GGU 0070	1.3	#	#	#	#	#	#	#	#
GGU 0068	1.1	#	#	#	#	#	#	#	#
GGU 0066	1.0	#	#	#	#	#	#	#	#
White painted									
GGL 2070	1.3	#	#	#	#	#	#	#	#
GGL 2068	1.1	#	#	#	#	#	#	#	#
GGL 2066	1.0	#	#	#	#	#	#	#	#
Clear lacquered									
GGL 3070	1.3	#	#	#	#	#	#	#	#
GGL 3068	1.1	#	#	#	#	#	#	#	#
GGL 3066	1.0	#	#	#	#	#	#	#	#

Product is available



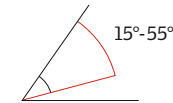
Manual bottom-operated Panoramic view

Outward-opening roof window

Use the elegant handle at the bottom to open the window outwards, lean out and enjoy an undisturbed panoramic view of the outdoors with the VELUX top-hung roof window. The outward-opening roof window creates a balcony-like feeling when the window opens and is our recommended choice to get the best view and feeling of extra space. It also features a ventilation bar so you can air out your room with the window closed.

- Easy opening to a pleasing panoramic view
- Ventilation filter protects against dust and insects
- Easy to rotate the window and clean the outer glass
- Easily add blinds by simply clicking them into the pre-fitted brackets

Roof pitch



Suitable for roof pitches between 15° and 55°. Also suitable for roof pitches between 55° and 75° with special springs. Please specify when ordering.

Interior finish options



White polyurethane
Maintenance-free and moisture resistant*



White painted
Bright white finish for modern interiors



Clear lacquered
Matches perfectly with traditional interior

* Recommended for humid rooms like bathrooms and kitchens.

Glazing options

	Double glazing --70	Triple glazing --68	Triple glazing --66
Rain noise reduction	✓	✓	✓
Safety lamination	✓	✓	✓
Toughened glass	✓	✓	✓
UV filter	✓	✓	✓
Easy-to-clean			✓
Anti-dew			✓
Thermal transmittance of glazing (U _g -value)	1.0	0.7	0.6

Read more about glazing specifications on pages 10-11.

Emergency escape

- Some sizes are suitable for roof access in emergency situations

Blinds and shutters


- Consider interior blinds for light control, and awning blinds or shutters for heat protection and blackout

Read more on pages 36-51.

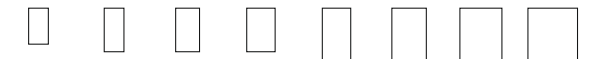
Out-of-reach

- If your roof window is out of reach, VELUX recommends electric roof window

Read more on page 16.



External frame sizes (w×h) cm	U _w -value W/m ² K	CK04	CK06	FK06	MK06	MK08	PK08	SK08	UK08
-------------------------------	---	------	------	------	------	------	------	------	------



White polyurethane

GPU 0070	1.3	#	#	#	#	#	#	#	#
GPU 0068	1.1	#	#	#	#	#	#	#	#
GPU 0066	1.0	#	#	#	#	#	#	#	#

White painted

GPL 2070	1.3	#	#	#	#	#	#	#	#
GPL 2068	1.1	#	#	#	#	#	#	#	#
GPL 2066	1.0	#	#	#	#	#	#	#	#

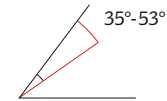
Clear lacquered

GPL 3070	1.3	#	#	#	#	#	#	#	#
GPL 3068	1.1	#	#	#	#	#	#	#	#
GPL 3066	1.0	#	#	#	#	#	#	#	#

Product is available



Roof pitch



Interior finish options



White painted
Bright white finish for modern interiors



Clear lacquered
Matches perfectly with traditional interior

Glazing options

	Triple glazing --66
Rain noise reduction	✓
Safety lamination	✓
Toughened glass	✓
UV filter	✓
Easy-to-clean	✓
Anti-dew	✓
Thermal transmittance of glazing (U _g -value)	0.6-0.7


Read more about glazing specifications on pages 10-11.

Roof balcony

From roof window to a balcony experience

Transform your home and welcome in the outdoors by simply opening your VELUX roof balcony. The innovative balcony opens in seconds to give your home more space, daylight and fresh air. Consisting of a top-hung roof window and a bottom section that unfolds into a glazed balcony with elegant side banister railings, it's a balcony experience like no other.

- Enjoy extra space in the room
- Top element opens 45° outwards for panoramic view
- Converts into a balcony in seconds
- Side banister railings for extra safety

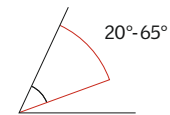


External frame sizes (w×h) cm	U _w -value	MK19	PK19	SK19
	W/m² K	78×252	94×252	114×252
White painted				
GDL 2066	1.2	#	#	#
Clear lacquered				
GDL 3066	1.2	#	#	#

Product is available



Roof pitch



Glazing options

☁ Rain noise reduction	--00 --59
🛡 Safety lamination	
🔪 Toughened glass	✓
☀ UV filter	
🧼 Easy-to-clean	
💧 Anti-dew	

Cold room

Cold room windows for uninhabited rooms

The VELUX cold room roof window is designed for use in uninhabited rooms where easy access to the roof and regular ventilation is needed. Side-hung, it opens to the left or right depending on your preference. The window is made from maintenance-free aluminium and polyurethane and comes with integrated flashing.

- Three ventilation positions for constant low-level air flow
- Patented opening restrictor securely holds the window open at 90°
- Safe roof access using the moulded tread with grooves (GVT)
- Extruded aluminium sash for maintenance-free window

External frame sizes (w×h) cm

46×61 54×83



Black polyurethane

GVK 0000Z	#	–
GVT 0000Z	–	#
GVT 0059Z	–	#

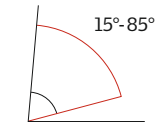
Brick-red polyurethane

GVT 7759Z	–	#
-----------	---	---

Product is available
– Product is not available



Roof pitch



Interior finish options



White polyurethane
Maintenance-free and moisture resistant



White painted
Bright white finish for modern interiors



Clear lacquered
Matches perfectly with traditional interior

Glazing options

	Double glazing --70	Triple glazing --66
☁ Rain noise reduction	✓	✓
🛡 Safety lamination	✓	✓
🔪 Toughened glass	✓	✓
☀ UV filter	✓	✓
🧼 Easy-to-clean		✓
💧 Anti-dew		✓
Thermal transmittance of glazing (U _g -value)	1.0	0.6

Read more about glazing specifications on page 11.

Compatibility

- GXL/GXU are compatible with manual and solar interior blinds
- GXL/GXU are not compatible with exterior sun screening products

Roof access

Side-hung roof windows for easy access to the roof

The VELUX roof exit window is of the same high quality as our standard roof windows and designed to provide safe and convenient access to the roof. It opens outwards and is side-hung with left or right opening so it can be used in any space.

- Easy to open with handle in the middle of the side sash
- Opens wide and stays firmly in place
- Left or right opening
- Fresh air even when the window is closed

External frame sizes (w×h) cm

U_w-value W/m² K CK04 CK06 FK06 MK04



White polyurethane

GXU 0070	1.3	#	#	#	–
GXU 0066	1.0	#	#	#	–

White painted

GXL 2070	1.3	–	–	#	#
GXL 2066	1.0	–	–	#	–

Clear lacquered

GXL 3070	1.3	–	–	#	#
GXL 3066	1.0	–	–	#	–

Product is available
– Product is not available



For efficient installation and a superior result



Insulation collar BDX



Underfelt collar BFX



Vapour barrier BBX

Installation products

For long-lasting performance from your VELUX roof windows, always use VELUX installation products. They are specifically designed for use with VELUX roof windows and require no special adaptation.

VELUX installation products make it easy to install VELUX roof windows quickly and efficiently and protect against the risk of water penetration, mould and condensation for durability and indoor comfort.

What's more, just like other VELUX products, the VELUX range of installation products meet the same exacting standards of quality so your customers can enjoy their roof windows for generations to come.

Insulation collar BDX

- Insulates around the roof window frame, reducing heat loss and eliminating cold bridges
- Flexible insulation frame can be compressed for quick installation
- Supplied with BFX underfelt collar
- Click fittings ensure a fast and accurate assembly

Underfelt collar BFX

- Ensures a watertight seal between the roof window and the roof
- Made from diffusion open material to minimize the risk of condensation
- Comes with transverse drainage gutter to lead water away from the head of the roof window if a tile or slate is broken above the window

Vapour barrier BBX

- Helps prevent condensation from forming in the roof structure
- A fully welded rubber gasket with a double pressure seal guarantees speedy installation and a vapour and airtight construction
- Reinforced corners for extra security against perforation

External frame sizes (w×h) cm

CK04 CK06 FK06 MK06 MK08 PK08 SK08 UK08
55×98 55×118 66×118 78×118 78×140 94×140 114×140 134×140



Underfelt collar BFX

BFX 1000	#	#	#	#	#	#	#	#
----------	---	---	---	---	---	---	---	---

Insulation collar BDX

BDX 2000 (including BFX)	#	#	#	#	#	#	#	#
--------------------------	---	---	---	---	---	---	---	---

Vapour barrier BBX

BBX 0000	#	#	#	#	#	#	#	#
----------	---	---	---	---	---	---	---	---

Product is available

New and improved installation process

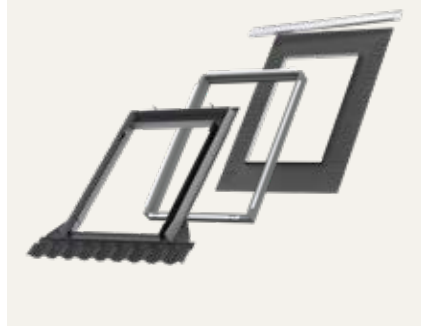
Every roof window installation job requires skill and experience – as well as the right tools and materials. The VELUX installation process is designed and optimised to support your workflow so you can achieve the best possible results.

To make your work more efficient, we have made a number of improvements to the products used throughout the installation – from magnetic screws to the easy-to-apply underfelt collar.



We've also introduced installation products into our flashing set so you have everything you need in one box for a perfect installation.

Pro+ flashing set (2000 variant)



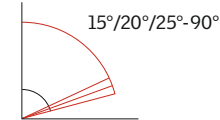
Pro flashing set (1000 variant)



News



Roof pitch



- EDW 15°-90°
- EDL 15°-90°
- EDQ 15°-90°
- EDT 20°-90°
- EDP 25°-90°

Colour



Dark grey
(Standard)



EDW



EDL



EDP



EDT



EDQ



EDS

Flashings

We provide a range of flashing options to suit your roofing material.

Profiled roofing material EDW

- For profile roofing material up to 120 mm
- Suitable for interlocking slate, thatch and profiled sheeting
- EDW 2000 variants come with installation products included

Slate EDL

- For slate up to 8 mm thick
- Not for interlocking slate. See EDW for details
- EDL 2000 variants come with installation products included

Plain tiles EDP

- For plain tile roof materials up to 28 mm (2x14 mm) thickness

Flat roofing material EDS

- For flat roofing materials, up to 16 mm thick, e.g. bitumen roofs

Flat tiles EDT

- For flat tiles 15-40 mm thick
- Designed for neater finish
- EDT 2000 variants come with installation products

Click metal roof EDQ

- For click metal roofs with standing seams 25-40 mm high
- EDQ 2000 variants come with installation products included

External frame sizes (w×h) cm	CK04	CK06	FK06	MK06	MK08	PK08	SK08	UK08
	55×98	55×118	66×118	78×118	78×140	94×140	114×140	134×140

Flashings incl. installation products (BDX 2000)

EDW 2000	#	#	#	#	#	#	#	#
EDL 2000	#	#	#	#	#	#	#	#
EDS 2000	#	#	#	#	#	#	#	#
EDT 2000	#	#	#	#	#	#	#	#
EDQ 2000	#	#	#	#	#	#	#	#

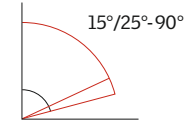
Flashings incl. installation product (BFX 1000)

EDW 1000	#	#	#	#	#	#	#	#
EDL 1000	#	#	#	#	#	#	#	#
EDP 1000	#	#	#	#	#	#	#	#
EDS 1000	#	#	#	#	#	#	#	#
EDT 1000	#	#	#	#	#	#	#	#
EDQ 1000	#	#	#	#	#	#	#	#

Product is available



Roof pitch



EBW / EKW 15°-90°
EBL / EKL 15°-90°
EBP / EKP 25°-90°

Colour



Dark grey

Flashings for combinations and extensions

If you want to use multiple VELUX roof windows in your room, VELUX combi flashings give you the interconnectivity needed for easy installation. They are designed for all combinations of VELUX roof windows and give a watertight installation.

- For multiple VELUX roof windows
- High-quality watertight installation
- Maintenance-free exterior



Side-by-side combination



Triple combination

Side-by-side combination

External frame sizes (w×h) cm	FK06	MK06	MK08	PK08	SK08	UK08
	66×118	78×118	78×140	94×140	114×140	134×140

Flashing for 18 mm frame distance

EBW 4021B* for profiled roofing material up to 120 mm	#	#	#	#	#	#
EBL 4021B* for slate up to 8 mm thick	#	#	#	#	#	#
EBP 4021B* for plain tile up to 28 mm (2 x 14 mm)	#	#	#	#	#	#

Flashing for 100 mm frame distance**

EKW 4021E* for profiled roofing material up to 120 mm	#	#	#	#	#	#
EKL 4021E* for slate up to 8 mm thick	#	#	#	#	#	#
EKP 4021E* for plain tile up to 28 mm (2 x 14 mm)	#	#	#	#	#	#

* Includes installation products (BDX 2000, bearing beams and cover plate)

** Choose 100 mm frame distance if roller shutters are needed

Product is available

Triple combination

External frame sizes (w×h) cm	UNITS	FK06	MK06	MK08	PK08	SK08	UK08
		66×118	78×118	78×140	94×140	114×140	134×140

Flashing for 100 mm frame distance

EKW 0021E for profiled roofing material up to 120 mm	1	#	#	#	#	#	#
EKW 0002E for profiled roofing material up to 120 mm	1	#	#	#	#	#	#
EKL 0021E for slate up to 8 mm thick	1	#	#	#	#	#	#
EKL 0002E for slate up to 8 mm thick	1	#	#	#	#	#	#
EKP 0021E for plain tile up to 28 mm (2 x 14 mm)	1	#	#	#	#	#	#
EKP 0002E for plain tile up to 28 mm (2 x 14 mm)	1	#	#	#	#	#	#

Installation products

BDX 2000 (including BFX)	3	#	#	#	#	#	#
--------------------------	---	---	---	---	---	---	---

Product is available



Sloping combination

Quattro combination

Sloping combination

External frame sizes (wxh) cm	FK06	MK06	MK08	PK08	SK08	UK08
	66×118	78×118	78×140	94×140	114×140	134×140

Flashing for 100 mm frame distance

EDW 2000* for profiled roofing material up to 120 mm	#	#	#	#	#	#
EKW 0007E** for profiled roofing material up to 120 mm	#	#	#	#	#	#
EDL 2000* for slate up to 8 mm thick	#	#	#	#	#	#
EKL 0007E** for slate up to 8 mm thick	#	#	#	#	#	#
EDN 2000* for recessed installation into slate up to 8mm thick	#	#	#	#	#	#
EKN 0007E** for recessed installation into slate up to 8mm thick	#	#	#	#	#	#

Installation products

BDX 2000 (including BFX)	#	#	#	#	#	#
--------------------------	---	---	---	---	---	---

- * Includes installation products (BDX 2000)
- ** Choose J-variant if roller shutters are needed
- # Product is available

Quattro combination

External frame sizes (wxh) cm	UNITS	FK06	MK06	MK08	PK08	SK08	UK08
		66×118	78×118	78×140	94×140	114×140	134×140

Flashing for 100 mm frame distance

EKW 0021E for profiled roofing material up to 120 mm	1	#	#	#	#	#	#
EKW 0004EE* profiled roofing material up to 120 mm	1	#	#	#	#	#	#
EKW 0006E** profiled roofing material up to 120 mm	1	#	#	#	#	#	#
EKL 0021E for slate up to 8 mm thick	1	#	#	#	#	#	#
EKL 0004EE* for slate up to 8 mm thick	1	#	#	#	#	#	#
EKL 0006E** for slate up to 8 mm thick	1	#	#	#	#	#	#
EKP 0021E for plain tile up to 28 mm (2 x 14 mm)	1	#	#	#	#	#	#
EKP 0004EE* for plain tile up to 28 mm (2 x 14 mm)	1	#	#	#	#	#	#
EKP 0006E** for plain tile up to 28 mm (2 x 14 mm)	1	#	#	#	#	#	#

Installation products

BDX 2000 (including BFX)	4	#	#	#	#	#	#
--------------------------	---	---	---	---	---	---	---

- * Choose EJ-variant if roller shutters are needed
- ** Choose J-variant if roller shutters are needed
- # Product is available




Blinds and shutters

For optimal indoor climate, pair blinds with external heat protecting shutters or awnings



Heat protection plus blackout

Awning blind +
Blackout roller blind



Heat protection plus blackout and insulation

Awning blind +
Blackout energy pleated blind



Heat protection plus light dimming

Awning blind +
Translucent roller blind



Choose an exterior product for heat protection

See more on page 44



Pick your interior blind for light control

See more on page 34




Add an interior insect screen for further comfort

See more on page 41



Colour options

Standard colours



1086 9050 4161 1028

Installation

- Quick and easy installation with pre-fitted brackets.

Certifications

- OEKO-TEX® Standard 100 certified (1076-184 DTI) – contains no harmful substances.

Translucent roller blind

VELUX translucent roller blind provides basic privacy whilst still allowing in natural light. Perfect for living rooms, offices and playrooms.

- Softens incoming light and provides privacy
- Available with white or brushed aluminum side rails
- Available in a manual version and in electric or solar powered versions with remote control
- Also available with hooks and three-step positioning in four standard colours

Window size		CK04	CK06	FK06	MK06	MK08	PK08	SK08	UK08
Manual RFL	Standard	#	#	#	#	#	#	#	#
Electric RML***	Standard	#	#	#	#	#	#	#	#
Solar RSL	Standard	#	#	#	#	#	#	#	#

* Power supply KUX 110 is needed when installing on manually operated window;

** ZOZ 241 is needed when installing on manually operated window.

ZOZ 243 is needed when installing on manually operated window from generations without "K".


Product is available





Colour options

Standard colours



Installation

- Quick and easy installation with pre-fitted brackets.

Certifications

- OEKO-TEX® Standard 100 certified (1076-184 DTI) – contains no harmful substances.

Blackout roller blind

The VELUX blackout roller blind offers blackout for darkness anytime. Ideal for bedrooms to ensure a good night's sleep or daytime nap.

- Blocks out all light
- Available with white or brushed aluminum side rails
- Available in a manual version and in electric or solar powered versions with remote control

Window size		CK04	CK06	FK06	MK06	MK08	PK08	SK08	UK08
	Manual DKL	Standard	#	#	#	#	#	#	#
	Electric DML* **	Standard	#	#	#	#	#	#	#
	Solar DSL	Standard	#	#	#	#	#	#	#

* Power supply KUX 110 is needed when installing on manually operated window;

** ZOZ 241 is needed when installing on manually operated window.



ZOZ 243 is needed when installing on manually operated window from generations without "K".

Product is available



Colour options

Standard colours



Always combined with white translucent pleated blind (1016)

Installation

- Quick and easy installation with pre-fitted brackets.

White line blinds

- To order the blind with white side channels, simply add WL to the end of your product code.

Certifications

- OEKO-TEX® Standard 100 certified (1076-184 DTI) – contains no harmful substances.

Duo blackout roller blind

VELUX duo blackout roller blind is a blackout roller and a translucent pleated blind in one. Choose any colour blackout roller blind combined with a white translucent pleated blind.

- Two ways to control light in one solution – blackout the room completely or soften incoming light
- Choose any colour blackout roller blind combined with white pleated blind (1016)
- Available with white or brushed aluminum side rails
- Available with manual operation


Window size		CK04	CK06	FK06	MK06	MK08	PK08	SK08	UK08
	Manual DFD	Standard	#	#	#	#	#	#	#

Product is available



Colour options

Standard colours



1016 1274 1259 1282

Installation

- Quick and easy installation with pre-fitted brackets

Certifications

- OEKO-TEX® Standard 100 certified (1076-184 DTI) – contains no harmful substances.

Translucent pleated blind

VELUX translucent pleated blind is a decorative solution that provides privacy whilst diffusing soft natural light into your room. Adjust the blind from both the top and the bottom of the roof window to let in exactly the right amount of light.

- Softens incoming light and provides privacy
- A flying blind design that can be placed anywhere in the window
- Available with white or brushed aluminum side rails
- Available in a manual version and in electric or solar powered versions with remote control

Window size		CK04	CK06	FK06	MK06	MK08	PK08	SK08	UK08
Manual FHL	Standard	#	#	#	#	#	#	#	#
Electric FML* **	Standard	#	#	#	#	#	#	#	#
Solar FSL	Standard	#	#	#	#	#	#	#	#

* Power supply KUX 110 is needed when installing on manually operated window;
 ** ZOZ 241 is needed when installing on manually operated window.
 ZOZ 243 is needed when installing on manually operated window from generations without "K".
 # Product is available





Colour options

Standard colour



7001

Installation

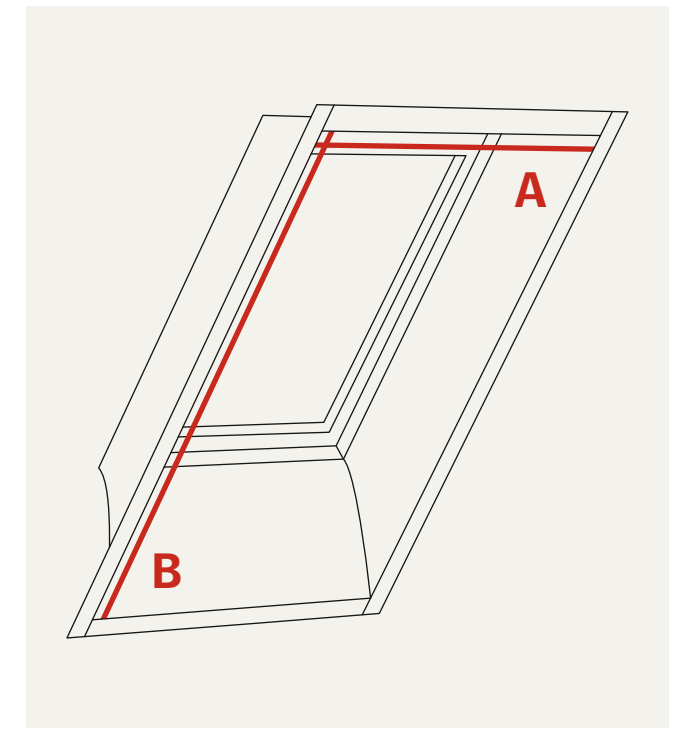
- Quick and easy installation with pre-fitted brackets.

White line blinds

- To order the blind with white side channels, simply add WL to the end of your product code.

Details

- Unique and discreet tilt mechanism makes it very easy to tilt the slats.



Venetian blind

This classic solution for light dimming and privacy is perfect for bathrooms and kitchens. It is moisture resistant and easy to clean.

- Moisture resistant
- Easy to clean
- Preserves your view while providing privacy
- Cordless operation
- Available with white or brushed aluminum side rails
- Available with manual operation


Window size	CK04	CK06	FK06	MK06	MK08	PK08	SK08	UK08
	#	#	#	#	#	#	#	#
	Manual PAL	Standard						

Product is available

Insect screen

VELUX insect screen lets you enjoy fresh air without the unwanted visitors. The screen is simple to operate, and can be combined with any other VELUX interior or exterior blind. It has transparent netfabric and stows neatly away in the slim top casing when not in use.

- 100% insect-proof material
- Transparent net fabric does not obstruct your view
- Durable, wind-resistant fabric for long-lasting performance
- Manual operation



Determine the correct size

- Measure the inner wall width (A) and height (B) to find the size code and price of your insect screen in the table below
- If you have two heights (B) or heights above 2400 mm – two insect screens and one connector set ZOZ 157 SWL are needed.
- Watch a video on how to measure and determine the correct size at www.velux.com

IMPORTANT: Insect screen size codes may differ from window size code, please measure (A) and (B) and find correct size code in the table below before ordering.

Installation

- Quick and easy installation.

	A							
	0-438 mm	439-530 mm	531-640 mm	641-760 mm	761-922 mm	923-1120 mm	1121-1285 mm	
B	0-1600 mm	ZIL BK04 #	ZIL CK02 #	ZIL FK08 #	ZIL MK06 #	ZIL PK25 #	ZIL SK06 #	ZIL UK04 #
	1601-2000 mm	SPECIAL ORDER -	ZIL CK06 #	ZIL FK08 #	ZIL MK06 #	ZIL PK06 #	ZIL SK06 #	ZIL UK10 #
	2001-2400 mm	SPECIAL ORDER -	SPECIAL ORDER -	ZIL FK08 #	ZIL MK10 #	ZIL PK10 #	ZIL SK10 #	ZIL UK10 #

Product is available
- Product is not available

Installing your genuine VELUX blinds is easier than you think

Install your genuine VELUX blinds in 15 minutes

Installing VELUX blinds requires no measuring, trimming, cutting or extra tools. They are made for a perfect fit, and everything you need is included in the package.

No need to measure

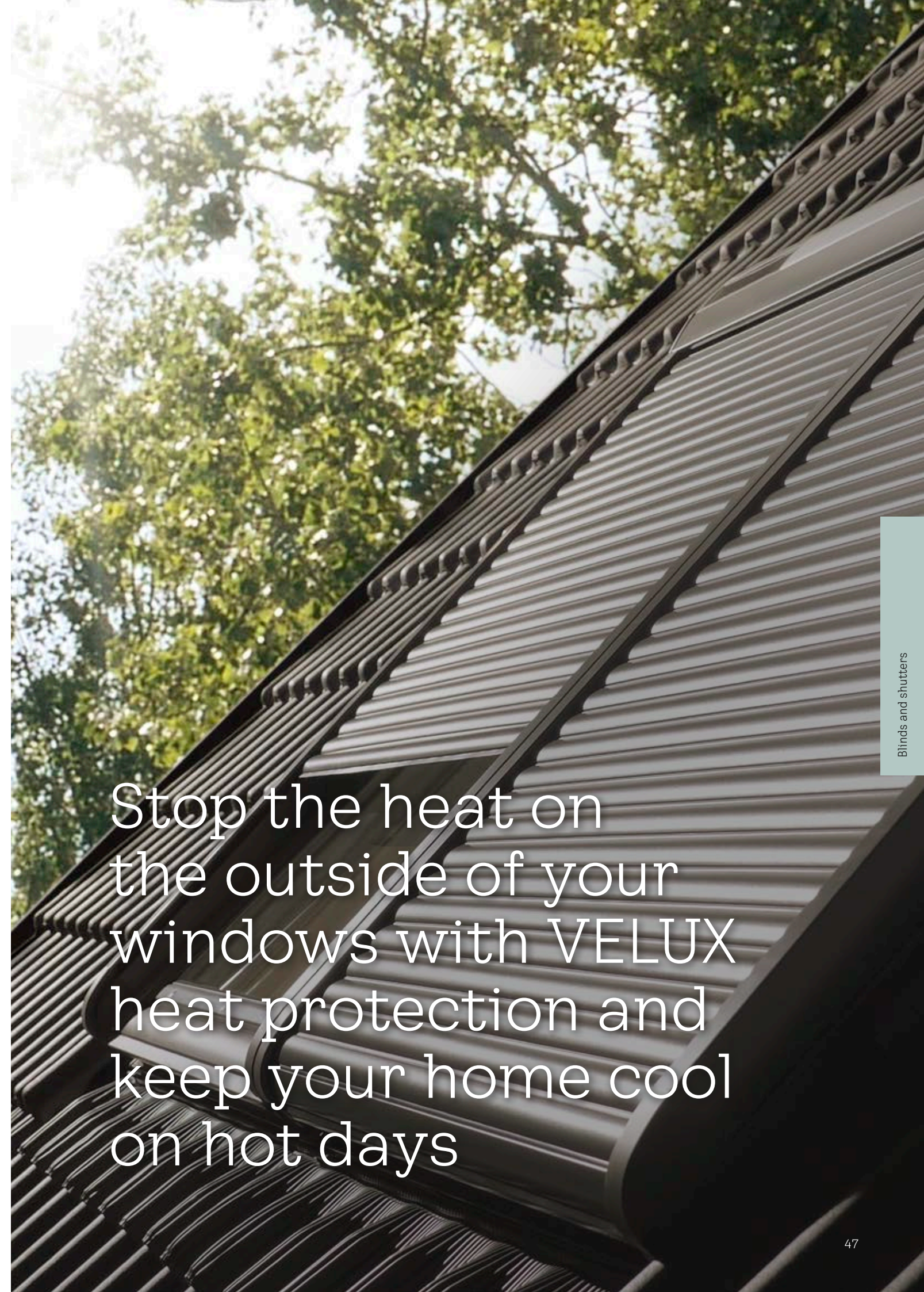
You can find your roof window's type and size on the window frame – see how on page 71. Then you can be sure that your new blind fits your roof window perfectly without having to take any measurements.

No need to cut or trim – just click on

Your VELUX windows have pre-installed brackets for your blinds. Simply click on the original VELUX blind and add the tailored side rails.

Easily replace your old blinds

It is straightforward to replace old blinds with new ones from VELUX. Everything needed is included in the package.



Stop the heat on the outside of your windows with VELUX heat protection and keep your home cool on hot days

Outdoor protection, indoor comfort

Our wide range of VELUX Heat Protection products effectively help you to protect your home from overheating so you can enjoy a comfortable indoor temperature on even the hottest days or nights. All products can be installed from the inside by yourself or an installer. Discover the blind or shutter that best meets the needs for your home.



Roller shutter

Heat protection, blackout and insulation

Heat protection	• • • •
Blackout	• • • •
Insulation	• •
Noise reduction	• • •
Prevents burglary	• • •



Soft shutter

Heat protection and blackout


Heat protection	• • •
Blackout	• • •
Insulation	•
Noise reduction	• • •
Prevents burglary	•



Awning blind

Heat protection and transparency

Heat protection	• • •
Blackout	
Insulation	
Noise reduction	• • •
Prevents burglary	



Indoor climate

• Heat protection, blackout and insulation

Heat protection	• • • •
Blackout	• • • •
Insulation	• •
Noise reduction	• • •
Prevents burglary	• • •


Roller shutter

Take full control of your indoor comfort with the superior heat protection and blackout offered by the VELUX roller shutters. The ideal choice for a complete, year-round protection. The sturdy panzer exterior offers the very best outdoor protection.

- All-in-one protection
- Best heat protection and sun screening
- Total blackout
- Effective winter insulation
- Rain noise reduction
- Effective protection of window and from break-ins
- Available in electric or solar-powered versions with remote control

Window size	CK04	CK06	FK06	MK06	MK08	PK08	SK08	UK08
Electric SML**	#	#	#	#	#	#	#	#
Electric SMH*	#	#	#	#	#	#	#	#
Solar SSL	#	#	#	#	#	#	#	#

* SMH is designed for VELUX electric top-hung roof windows.
 ** Power supply KUX 1.10 is needed when installing on manually operated window.
 # Product is available



0000

Indoor climate

- Heat protection and blackout

	Heat protection	● ● ●
	Blackout	● ● ●
	Insulation	●
	Noise reduction	● ● ●
	Prevents burglary	●




Soft shutter

Beat the heat with the 2-in-1 VELUX soft shutter that offers both great heat protection and blackout. This effective combo is ideal for those who want to keep comfortable indoors on hot days and sleep better on warm nights.

- 2-in-1 protection
- Effective heat reduction
- Blackout effect
- Tough, durable polyester fabric
- Available in solar-powered version with remote control
- Install from inside with or without professional help

Window size	CK04	CK06	FK06	MK06	MK08	PK08	SK08	UK08
Solar SSS	#	#	#	#	#	#	#	#

For old VELUX roof window generations (VES), a ZOZ 238 installation kit set is needed.
 For copper VELUX roof windows, a ZOZ 240 installation kit set is needed.
 For VELUX electric GPU roof windows, a ZOZ 229S kit set is needed.
 # Product is available



5060

Indoor climate

- Heat protection and transparency

	Heat protection	● ● ●
	Blackout	
	Insulation	
	Noise reduction	● ● ●
	Prevents burglary	



Awning blind

Keeps your indoors cool and comfortable all day with VELUX Awning blinds that block incoming heat before it ever hits your VELUX roof windows. The ideal choice for home offices or living rooms where you want cooler temperatures and reduce glare on sunny days.

- Effective heat reduction
- Transparent fabric – lets in light and retains the view to the outside
- Available in manual version and in electric or solar-powered versions with remote control
- Install from inside with or without professional help




Window size	CK04	CK06	FK06	MK06	MK08	PK08	SK08	UK08
Manual MHL	#	#	#	#	#	#	#	#
Electric MML*	#	#	#	#	#	#	#	#
Solar MSL	#	#	#	#	#	#	#	#

For old VELUX roof window generations (VES), a ZOZ 238 installation kit set is needed.
 For copper VELUX roof windows, a ZOZ 240 installation kit set is needed.
 For VELUX INTEGRA GPU roof windows, a ZOZ 229S kit set is needed.
 * Power supply KUX 110 is needed when installing on manually operated window.
 # Product is available

Flat roof windows

We offer a complete range of flat roof windows that covers all needs. From innovative curved and flat glass rooflights to traditional domes, the VELUX flat roof window portfolio is broad and has something for everyone.



New generation	New generation	
		
Curved glass rooflight	Flat glass rooflight	Dome with glazing
Top performer with CurveTech	Daylight, design & aesthetics	Advanced dome solution
<ul style="list-style-type: none"> Maximum daylight area Excellent energy performance State-of-the art design Excellent sound reduction Clear view and drainage with CurveTech 	<ul style="list-style-type: none"> Maximum daylight area Excellent energy performance State-of-the art design Excellent sound reduction 	<ul style="list-style-type: none"> Good daylight area Good energy performance Classic design Good sound reduction

News
New sizes available from autumn 2023

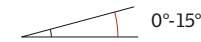
Specifications for flat roof windows	New generation	New generation	
	Curved glass rooflight	Flat glass rooflight	Dome with glazing
Application areas 	• Habitable rooms	• Habitable rooms	• Habitable rooms
Roof pitch 	• 0-15°	• 2-15°	• 0-15°
Design 	<ul style="list-style-type: none"> Curved glass top 88% daylight area* Glass-to-edge inside view Glass-to-edge curved top Integrated motor in frame Discreetly placed blinds Better view – rain off CurveTech 	<ul style="list-style-type: none"> Flat glass top 88% daylight area* Glass-to-edge inside view Glass-to-edge flat top Integrated motor in frame Discreetly placed blinds 	<ul style="list-style-type: none"> Clear or opaque dome skin 70% daylight area* Integrated motor in frame
Performance 	<ul style="list-style-type: none"> Glass top and base unit with double- or triple glazing Insulating glass unit with inner laminated glass (P4A) Urc, ref 300 (double glazed): 0.65 W/m²K Urc, ref 300 (triple glazed): 0.55 W/m²K Arc,ref300: 4,4 m²** Sound insulation 39 dB** Burglary resistant as standard*** 	<ul style="list-style-type: none"> Glass top and base unit with double- or triple glazing Insulating glass unit with inner laminated glass (P4A) Urc, ref 300 (double glazed): 0.75 W/m²K Urc, ref 300 (triple glazed): 0.65 W/m²K Arc,ref300: 4,1 m²** Sound insulation 39 dB** Burglary resistant as standard*** 	<ul style="list-style-type: none"> Dome skin and base unit with double glazing Insulating glass unit with inner laminated glass (P2A) U-value: 0,87 W/(m²K)** Area: 3,4 m²** Sound insulation 30 dB**
Operation 	<ul style="list-style-type: none"> Solar variant Fixed variant Electric variant 	<ul style="list-style-type: none"> Solar variant Fixed variant Electric variant 	<ul style="list-style-type: none"> Manual operation Fixed variant Electric variant
Heat protection and daylight adjustment 	<ul style="list-style-type: none"> Anti-heat blind (solar) – Optimised and discreet placement Blackout blind (solar) – Optimised and discreet placement Insect screen (manual, cleanable, removable) 	<ul style="list-style-type: none"> Anti-heat blind (solar) – Optimised and discreet placement Blackout blind (solar) – Optimised and discreet placement Insect screen (manual, cleanable, removable) 	<ul style="list-style-type: none"> Anti-heat blind (solar) For fixed and electrical variants only; no blind for manual operation domes Translucent and blackout blinds (electrical/solar)

Our electric and solar rooflight products work with frequency 868 MHz.

* Daylight area stated as per method in EAD 220062-00-0401 (CE marking). Numbers mentioned are for a size 100100.
 ** U-value, area and sound insulation is stated for fixed variants with either 2-layer dome (dome), Q variant 2-layer glazing unit (dome with glazing) and 2-layer glazing unit (flat glass and curved glass). U-values and areas are calculated for window size 1.2x1.2m, with a curb height of 300 mm, in accordance with method in EN 1873:2014+A1:2016.
 *** Complies with EU legislative requirements for burglary resistance, class 2.



Roof pitch



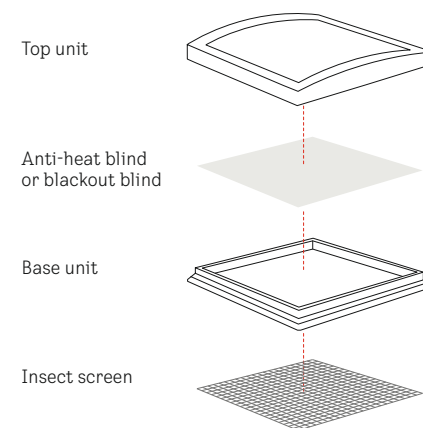
Details

- The premium choice for home owners with 0-15° roof pitches.
- Glass-to-edge curved glass top unit.
- Unique window construction with a slim frame and invisible sash.
- Available with double or triple glazing for excellent energy performance and sound reduction.
- Laminated insulated glass unit for safety.
- Burglary resistant*.
- Comes in a fixed, electric and solar powered variant.
- Electric and solar variants provide fresh air at the touch of a button and a pre-installed rain sensor.

* Complies with EU legislative requirements for burglary resistance, class 2.

Blind options

The blinds are discreetly placed in the base-unit construction, between the lower pane and outer glass, and do not compromise daylight, design or your views to the sky. See more about blinds options on pages 60 and 61.



Mounting of blinds is done most conveniently during the rooflight installation process.

Details

- On all rectangular sizes, the motor is placed on the long side. Please, refer to the installation instructions for further details.

News
New sizes available from Autumn 2023



New generation

Curved glass rooflight

Fixed or vented option available

Part of our new generation of rooflights, the VELUX glass rooflight with curved glass is a revolution in window design. The unique design with a slim frame and invisible sash provides maximum daylight and a beautiful design from inside the home – even with a blind installed. In addition, the curved-shaped glass top allows rainwater to easily drain off the surface – even on 0° roof pitches.

- Maximum daylight area
- Excellent energy performance
- State-of-the art design
- Excellent sound reduction
- Clear view and drainage

Window size	060060	060090	080080	090090	100100	120090	120120	150100	150150	200100
	60x60	60x90	80x80	90x90	100x100	120x90	120x120	150x100	150x150	200x100
	<input type="checkbox"/>	<input type="checkbox"/>	<input type="checkbox"/>	<input type="checkbox"/>	<input type="checkbox"/>	<input type="checkbox"/>	<input type="checkbox"/>	<input type="checkbox"/>	<input type="checkbox"/>	<input type="checkbox"/>

Top cover		060060	060090	080080	090090	100100	120090	120120	150100	150150	200100
ISU 1093	Curved glass top unit	#	#	#	#	#	#	#	#	#	#
Base											
CVU 0320Q	Solar base unit 2 layer glazing	#	#	#	#	#	#	#	#	#	#
CVU 0325Q	Solar base unit 3 layer glazing	#	#	#	#	#	#	#	#	#	#
CFU 0020Q	Fixed base unit 2 layer glazing	#	#	#	#	#	#	#	#	#	#
CFU 0025Q	Fixed base unit 3 layer glazing	#	#	#	#	#	#	#	#	#	#
CVU 0220QA	Electric base unit 2 layer glazing	#	#	#	#	#	#	#	#	#	#
CVU 0225QA	Electric base unit 3 layer glazing	#	#	#	#	#	#	#	#	#	#
Installation accessories											
ZCU 0015	Extension kerb 150mm	#	#	#	#	#	#	#	#	#	#
ZZZ 210U	Frame fixing kit	#	#	#	#	#	#	#	#	#	#
LSF 2000	Lining*	#	#	#	#	#	#	#	#	#	#

* Lining for flat roof. This all-in-one solution includes PVC panels, vapour barrier and facings.
 ** Calculated for a reference size of 1.2x1.2 m and 300 mm upstand, in a 0° roof pitch.
 # Product is available



Roof pitch



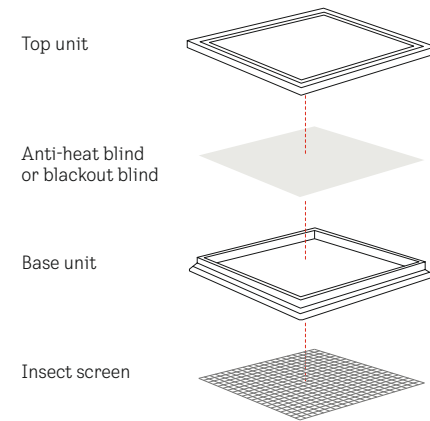
Details

- The elegant choice for roof pitches from 2-15°.
- Glass-to-edge flat glass top unit.
- Unique window construction with a slim frame and invisible sash.
- Available with double or triple glazing for excellent energy performance and sound reduction.
- Laminated insulated glass unit for safety.
- Burglary resistant*.
- Comes in a fixed, electric and solar powered variant.
- Electric and solar variants provide fresh air at the touch of a button and a pre-installed rain sensor.

* Complies with EU legislative requirements for burglary resistance, class 2.

Blind options

The blinds are discreetly placed in the base-unit construction, between the lower pane and outer glass, and do not compromise daylight, design or your views to the sky. See more about blinds options on pages 60 and 61.



Mounting of blinds is done most conveniently during the rooflight installation process.

Details

- On all rectangular sizes, the motor is placed on the long side. Please, refer to the installation instructions for further details.

Available sizes

060060 080080 090060 090090 100100 120090 120120 150080 150100 150120 150150 200060 200100

Hole in roof (wxh) cm

60x60 80x80 90x60 90x90 100x100 120x90 120x120 **NEW** 150x80 150x100 **NEW** 150x120 150x150 **NEW** 200x60 200x100

h	w	U-VALUE**	60x60	80x80	90x60	90x90	100x100	120x90	120x120	150x80	150x100	150x120	150x150	200x60	200x100
h	w	Urc,ref300 W/(m²K)/ Arc,ref300 Area m²	<input checked="" type="checkbox"/>	<input checked="" type="checkbox"/>	<input checked="" type="checkbox"/>	<input checked="" type="checkbox"/>	<input checked="" type="checkbox"/>	<input checked="" type="checkbox"/>	<input checked="" type="checkbox"/>	<input checked="" type="checkbox"/>	<input checked="" type="checkbox"/>	<input checked="" type="checkbox"/>	<input checked="" type="checkbox"/>	<input checked="" type="checkbox"/>	<input checked="" type="checkbox"/>

Top unit

ISU 2093	Flat glass top unit		#	#	#	#	#	#	#	#	#	#	#	#	#
----------	---------------------	--	---	---	---	---	---	---	---	---	---	---	---	---	---

Base unit

CVU 0320Q	Solar base unit, 2 layer glazing	0.65/ 4.4	#	#	#	#	#	#	#	#	#	#	#	#	#
CVU 0325Q	Solar base unit, 3 layer glazing	0.55/ 4.4	#	#	#	#	#	#	#	#	#	#	#	#	#
CVU 0220Q	Electric base unit, 2 layer glazing	0.65/ 4.4	#	#	#	#	#	#	#	#	#	#	#	#	#
CVU 0225Q	Electric base unit, 3 layer glazing	0.55/ 4.4	#	#	#	#	#	#	#	#	#	#	#	#	#
CFU 0020Q	Fixed base unit, 2 layer glazing	0.65/ 4.4	#	#	#	#	#	#	#	#	#	#	#	#	#
CFU 0025Q	Fixed base unit, 3 layer glazing	0.55/ 4.4	#	#	#	#	#	#	#	#	#	#	#	#	#

Installation accessories

ZCU 0015	Extension kerb with flange 160 mm		#	#	#	#	#	#	#	#	#	#	#	#	#
ZCU 1015	Extension kerb without flange 160 mm		#	#	#	#	#	#	#	#	#	#	#	#	#
ZZZ 210U	Securing kit for roofing materials		#	#	#	#	#	#	#	#	#	#	#	#	#
LSF 2000	Lining*		#	#	#	#	#	#	#	#	#	#	#	#	#
BBX 0000C	Vapour barrier		#	#	#	#	#	#	#	#	#	#	#	#	#

New generation

Flat glass rooflight

Fixed or vented option available

Part of our new generation of rooflights, the VELUX flat glass rooflight will bring the magic of daylight into your home. The unique design with a slim frame and invisible sash provides maximum daylight and a beautiful design from inside the home – even with a blind installed.



- Maximum daylight area
- Excellent energy performance
- State-of-the art design
- Excellent sound reduction

* Lining for flat roof. This all-in-one solution includes PVC panels, vapour barrier and facings.

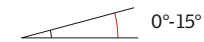
** Calculated for a reference size of 1.2x1.2 m and 300 mm upstand, in a 0° roof pitch.

*** On all rectangular sizes (electric- and solar powered), the window opens on the long side.

Product is available



Roof pitch

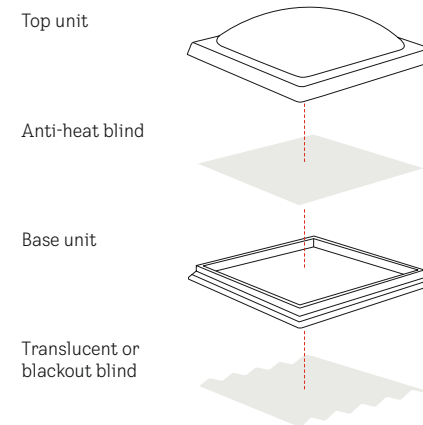


Details

- Opaque dome for optimal privacy or clear dome for daylight and view to the sky.
- PVC base unit construction provides good thermal insulation.
- Comes with double glazing.
- Laminated insulated glass unit for safety
- Comes in a fixed, manual and electric variant.
- Electric variant delivers fresh air at the touch of a button and has an integrated rain sensor.

Blind options

Considering blinds at the same time as the window is recommended. There are different blind options to choose from, both for heat protection and blackout purposes. See more about blinds options on pages 62 and 63.




Dome with glazing

Fixed or vented option available

The VELUX dome with glazing is an advanced dome solution for installation in 0-15° roof pitches. It is an effective product for letting in daylight and fresh air, without compromising on energy efficiency and comfort with sun and heat protection products. The insulated base unit has an integrated 2-layer insulating glass unit and the top unit is available in a clear or opaque version.

- Good daylight area
- Good energy performance
- Classic design
- Good sound reduction



	060060	060090	080080	090090	090120	100100	100150	120120	150150
Window size	60x60	60x90	80x80	90x90	90x120	100x100	100x150	120x120	150x150
	<input type="checkbox"/>	<input type="checkbox"/>	<input type="checkbox"/>	<input type="checkbox"/>	<input type="checkbox"/>	<input type="checkbox"/>	<input type="checkbox"/>	<input type="checkbox"/>	<input type="checkbox"/>

Top unit

ISD 0000	Clear acrylic dome	#	#	#	#	#	#	#	#
ISD 0010	Clear polycarbonate dome	#	#	#	#	#	#	#	#
ISD 0100	Opaque acrylic dome	#	#	#	#	#	#	#	#
ISD 0110	Opaque polycarbonate dome	#	#	#	#	#	#	#	#

Base

CFP 0073U	Fixed base	#	#	#	#	#	#	#	#
CVP 0073U	Manually operated vented base	#	#	#	#	#	#	#	-
CVP 0573UA	Electrically vented base	#	#	#	#	#	#	#	#

Installation accessories

ZCE 0015	Extension frame with flange	#	#	#	#	#	#	#	#
ZCE 1015	Extension frame without flange	#	#	#	#	#	#	#	#
ZZZ 210	Frame fixing kit for roof felt	#	#	#	#	#	#	#	#
BBX 0000C	Vapour barrier collar	#	#	#	#	#	#	#	#
LSF 2000	Lining*	#	#	#	#	#	#	#	#


* Lining for flat roof. This all-in-one solution includes PVC panels, vapour barrier and facings.

Product is available

- Product is not available




Anti-heat blind (MSU)




5070




Blackout blind (DSU)



4550



Insect screen (ZIU)



0000

New generation

For curved and flat glass rooflights

Anti-heat blind

The anti-heat blind provides light dimming and heat protection to maintain a cool and comfortable room. The blind is discreetly placed inside the rooflight, and is easily installed from the roof when installing the window.

- Reduces overheating
- Semi-transparent fabric for light control and sky view
- Solar powered blind with remote control
- Not compatible with blackout blind

Blackout blind

VELUX blackout blind for glass rooflights blocks outside light for total darkness, anytime and is perfect for bedrooms. It is discreetly placed inside the rooflight and easily installed from the roof when installing the window

- Perfect sleep – day or night
- 99.9% blackout
- Great for bedrooms and media rooms
- Solar powered blind with remote control
- Not compatible with anti-heat blind

Insect screen

VELUX insect screen for glass rooflights lets you enjoy fresh air and a view to sky without any insects. It comes in a contemporary white design, and is easy to install and simple to remove for cleaning.

- Fresh air and 100% insect-proof
- Durable, transparent net fabric does not obstruct your view
- Can be combined with an anti-heat blind or a blackout blind

News
New sizes available from Autumn 2023



Blinds are placed inside the rooflight and mounting is therefore most convenient during the installation process.

		060060	080080	090060	090090	100100	120090	120120	NEW 150080	150100	NEW 150120	150150	NEW 200060	200100
Window size		60x60	80x80	90x60	90x90	100x100	120x90	120x120	150x80	150x100	150x120	150x150	200x60	200x100
	Solar MSU	Anti-heat blind	#	#	#	#	#	#	#	#	#	#	#	#
	Solar DSU	Blackout blind	#	#	#	#	#	#	#	#	#	#	#	#
	Manual insect screen ZIU	Insect screen	#	#	#	#	#	#	#	#	#	#	#	#

Our electric and solar rooflight/dome products work with frequency 868 MHz.
Product is available



Anti-heat blind



6090



Translucent pleated blind




1016

1259



Blackout energy pleated blind



1045

1047



For dome with glazing*

Anti-heat blind

VELUX anti-heat blind provides light dimming and heat protection so your indoor temperature stays cool and comfortable. This makes it perfect for living rooms with activity during the day. It is easy to install from the inside.

- Reduces solar heating
- Semi-transparent fabric lets in natural light
- Available in solar powered operation with remote control

Translucent pleated blind

VELUX pleated blind for flat roof windows provides soft daylight control in a decorative folding design. It is the perfect choice for living rooms with activity during the day.

- Softly diffuses incoming natural light
- Available in electric operation with remote control
- OEKO-TEX® Standard 100 certified (1076-184 DTI) – contains no harmful substances

Blackout energy pleated blind

VELUX blackout energy pleated blind for flat roof windows darkens the room and protects against cold. This makes it the ideal choice for bedrooms and living rooms.

- Light dimming and insulating effect
- Available in electric or solar powered operation with remote control
- OEKO-TEX® Standard 100 certified (1076-184 DTI) – contains no harmful substances

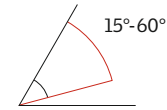
* Also compatible with Curved and Flat Glass roof windows bought before April 2022.

Window size	060060	060090	080080	090090	100100	090120	120120	100150	150150
	60x60	60x90	80x80	90x90	100x100	90x120	120x120	100x150	150x150
Solar MSG	Anti-heat blind	#	#	#	#	#	#	#	#
Electric FMG	Translucent pleated blind	#	#	#	#	#	#	#	#
Electric FMK	Blackout energy pleated blind	#	#	#	#	#	#	#	#
Solar FSK	Blackout energy pleated blind	#	#	#	#	#	#	#	#

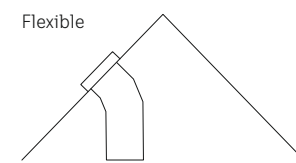
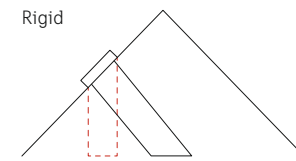
Solar powered MSG is not compatible with ISD 2093.
Our electric and solar rooflight/dome products work with frequency 868 MHz.
Product is available



Roof pitch



Tunnel options



Light diffuser Edge Glow

- Our EdgeGlow light diffuser spreads the light from the sun tunnel throughout the room

See image on right page.



Sun tunnel, sloped roof

Rigid and flexible tunnel options available

Add natural light to spaces where you never felt it was possible with VELUX sun tunnels. Perfect for windowless bathrooms, walk-in wardrobes and hallways.

Use rigid sun tunnels when there is direct access between the roof and the ceiling of the room. Flexible sun tunnels should be used when there is an object, such as a beam, restricting access.

Rigid sun tunnels

- Recommended for maximum daylight, due to the super high reflective coating
- Up to 98% daylight reflectivity for optimal natural light conditions
- Elegant, maintenance-free exterior glass module
- Recommended tunnel length 0.9-6m
- 1.7m tunnel supplied (ZTR extensions are available)
- Available in 10 and 14 inch diameters

Flexible sun tunnels

- Flexible fibreglass tunnel, with reflective inner coating
- Elegant maintenance-free exterior glass module
- Recommended tunnel length is 1.5m
- 2m tunnel supplied
- Available in 14 inch diameter

Tunnel Diameter	10"/25 cm	14"/35 cm
External frame size (w×h) cm	37×37	46×46



Rigid Sun Tunnels

TWR 0K10 2010	10" diameter rigid tunnel for tiles up to 120mm in profile.	#	—
TLR 0K10 2010	10" diameter rigid tunnel for slate up to 8mm thick.	#	—
TWR 0K14 2010	14" diameter rigid tunnel for tiles up to 120mm in profile.	—	#
TLR 0K14 2010	14" diameter rigid tunnel for slate up to 8mm thick.	—	#

Flexible Sun Tunnels

TWF 0K14 2010	14" diameter flexible tunnel for tiles up to 120mm in profile.	—	#
TLF 0K14 2010	14" diameter flexible tunnel for slate up to 8mm thick.	—	#

Accessories

ZTR 0K10 0062	600 mm extension section for 10" rigid diameter sun tunnel.	#	—
ZTR 0K14 0062	600 mm extension section for 14" rigid diameter sun tunnel.	—	#
ZTR 0K14 0124	1,200 mm extension section for 14" rigid diameter sun tunnel.	—	#
ZTL 014	Low-energy light kit for 10" and 14", fits inside tunnel, requires mains connection. Bulb supplied.	—	#

Product is available
— Product is not available

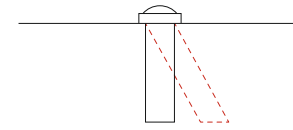


Roof pitch

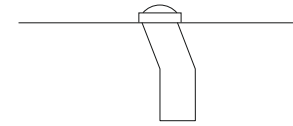


Tunnel options

Rigid



Flexible



Light diffuser Edge Glow

- Our EdgeGlow light diffuser spreads the light from the sun tunnel throughout the room

Sun tunnel, flat roof

Rigid and flexible tunnel options available

Used for installation in flat roofs to bring natural light into areas of the house where a flat roof window installation is either not possible or not appropriate. The frame is made of white PVC. Supplied with an acrylic or polycarbonate dome.

Rigid sun tunnels

- Recommended for maximum daylight, due to the super high reflective coating.
- Up to 98% daylight reflectivity for optimal natural light conditions
- Recommended tunnel length between 0.9m and 6m
- 1.7m tunnel supplied (ZTR extensions are available)
- Available in 14 inch diameters

Flexible sun tunnels

- Flexible fibreglass tunnel, with reflective inner coating
- Recommended tunnel length for flat roof is between 0.2m and 0.9m
- 2m tunnel supplied
- Available in 14 inch diameter

Tunnel (A) cm/inches

35/14"

External frame size (wxh) cm

60x60



Rigid Sun Tunnels

TCR 0K14 0010	14" diameter flat-roof rigid tunnel with acrylic cover.	#
---------------	---	---


Flexible Sun Tunnels

TCF 0K14 1010	14" diameter flat-roof flexible tunnel with polycarbonate cover.	#
TCF 0K14 0010	14" diameter flat-roof flexible tunnel with acrylic cover.	#

Accessories

ZTR 0K14 0062	600 mm extension section for 14" rigid diameter sun tunnel.	#
ZTR 0K14 0124	1,200 mm extension section for 14" rigid diameter sun tunnel.	#
ZTL 014	Low-energy light kit for 10" and 14", fits inside tunnel, requires mains connection. Bulb supplied.	#

Product is available





KUX 110



KSX 100K



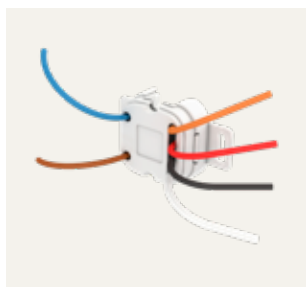
KLB 100



KLI 311, 312 and 313



KLF 200



KLF 050



ZCT 100 and ZCT 200K



ZOZ 085



ZOZ 012K1



ZOZ 010K



ZOZ 011



ZZZ 258



KMG 100K



ZZZ 220K



ZOZ 213K

Roof windows accessories

Electric accessories

Power supply KUX 110

Power supply for remote operation of a VELUX electric awning blind, roller shutter or interior blind on a manual roof window or fixed flat-roof window.

Upgrade kit KSX 100K

Complete solar-powered upgrade kit for VELUX manual top-operated roof window. Upgrades manual roof windows to electric operation with no wiring needed. Includes rain sensor.

Battery back up KLB 100

The battery backup ensures that if there is a power outage, VELUX electric windows are closed and VELUX electric blinds/shutters raised. It is recommended for use in regions affected by frequent power failures.

VELUX Wall switch – windows KLI 311

The wireless wall switch KLI 311 lets you conveniently open, close and stop

VELUX electric and solar-powered windows, or VELUX windows that have been upgraded for electric or solar operation. One switch can be used to operate several windows.

VELUX Wall switch – interior sunscreening KLI 312

The wireless wall switch KLI 312 lets you conveniently open, close and stop VELUX electric and solar-powered interior blinds. One switch can be used to operate several blinds.

VELUX Wall switch – exterior heat protection KLI 313

The wall switch KLI 313 lets you conveniently open, stop and close electric and solar-powered VELUX exterior awning blinds and roller shutters. One switch can be used to operate several exterior blinds or shutters.

VELUX Interface KLF 200

KLF 200 is programmable and can be used for operation of io-homecontrol® compatible electrical products via

external control devices like switches and sensors (potential-free contacts). Can operate 5 products or 5 groups with up to 200 electrical products. Can also be used as a io-homecontrol® repeater.

VELUX Switch interface KLF 050

Use KLF 050 for basic wireless operation of io-homecontrol® products via connection to standard switch (potential-free). Control one product or one group of same type products. Installs behind switch in wall and with 230 VAC.

Our electric and solar products work with frequency 868 MHz.

KMG 100K

Motor that is placed discreetly behind the ventilation flap, getting hidden when the roof window is closed. Includes rain sensor and a wall switch. Requires to be connected to a control unit KUX 110.

Rod controls

Control rod extension ZCT 100

Extension piece for telescopic control rod ZCT 200K, adding 100 cm to the up to 180 cm long telescopic control rod.

Telescopic control rod ZCT 200K

The 100-180 cm expandable rod enables operation of VELUX manually operated centre-pivot roof windows, interior blinds and insect screens installed out of reach.

Interior blind adaptor ZOZ 085

Adaptor to allow remote operation of interior blind by control rod ZCT 200K.

Locks and restrictors

Anti-burglar lock ZOZ 012K1

Anti-burglar lock for VELUX centre-pivot roof windows that prevents the windows being opened from the inside without a key.

Opening restrictor ZOZ 010K

Opening restrictor (safety latch) that prevents VELUX centre-pivot roof windows from opening more than 10 cm.

Opening restrictor key ZOZ 011

To be used with ZOZ 010KC.

Maintenance kits

ZZZ 220K

Maintenance kit for roof windows GGL/GGU/GPL/GPU. Consists of: 3 m of ventilation flap foam, 3 m of air filter, 50 ml of lubricate hinges and instruction guide. **Note:** For previous generation roof windows please contact VELUX-INT (VELUX A/S).

Installation kit

ZZZ 258

The VELUX Protect Tool consists of 3 profiles that are fitted onto the bottom and side frames to prevent the sash from making marks in the window during installation. Can be used with all VELUX roof window types and sizes.

MSL adapter

ZOZ 213K

Adapter for an MSL solar awning installation in a solar roof window or in a roof window with the KSX 100K solar conversion kit (all sizes of roof windows).

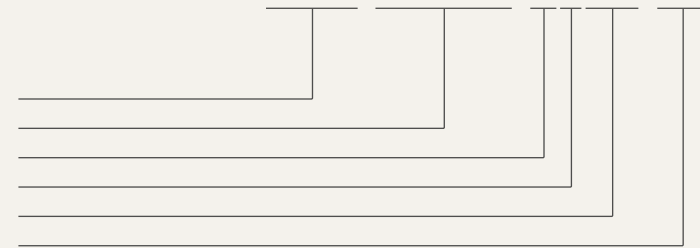


The VELUX product code system

All VELUX products use the following classification code system:

GGL MK06 2170 21

Window type	GGL MK06 2170 21
Window size	GGL MK06 2170 21
Interior finish	GGL MK06 2170 21
Exterior cover	GGL MK06 2170 21
Glazing	GGL MK06 2170 21
Operation	GGL MK06 2170 21



Window types

GGL	Electric roof window in pine wood
GPU	Roof window panoramic view in polyurethane, 45° opening
GPL	Roof window panoramic view in pine, 45° opening
GDL	VELUX roof balcony in pine wood
GVT	Side-hung craftsman's roof exit for uninhabited rooms (black polyurethane)
GXL	Side-hung roof exit window in pine
GXU	Side-hung roof exit window in polyurethane
TWF/TLF	Flexible sun tunnel
TWR/TLR	Rigid sun tunnel
CVP	Electric flat-roof window
CVU	Electric flat-roof window new generation
CFP	Fixed flat-roof window
CFU	Fixed flat roof window new generation

Interior finish

- 0 White lacquered polyurethane
- 2 White painted wood
- 3 Clear lacquered wood

Exterior cover

- 0 Aluminium
- 1 Copper
- 3 Zinc

Glazing

- 66 3-layer glazing for high energy efficiency with easy to clean and anti-dew coatings
- 67 Our best performing 3-layer glazing delivering optimal energy efficiency and indoor comfort
- 68 3-layer glazing for improved energy efficiency
- 70 2-layer glazing with rain noise reduction, laminated safety glass, UV protection and extra toughened glass





Operation

- 21 Electric roof window
- 30 Solar roof window
- 40 Smoke and heat ventilation

VELUX Export (VELUX A/S)
Ådalsvej 99,
Hørsholm 2970
Denmark

Tel: +45 45 16 78 85
Tel: +45 45 16 40 71

Email: export@velux.com
Website: velux.com/export

 facebook.com/VELUX
 twitter.com/VELUX
 pinterest.com/VELUXGroup
 instagram.com/VELUX



VELUX reserve the right for any printing mistakes and errors in this catalogue.

