

**MODE®**

Ergonomic Electrical  
Accessories



# MODE®

A Stylish, Contemporary & Flexible Range of Smooth Profile Accessories

## 20 YEAR No Quibble Guarantee

All Mode® accessories are covered by our straight forward 'No Quibble Guarantee' against any fault in materials or manufacture experienced at any time within 20 years of the date of supply.

### Contents

Switches	F5
Back Boxes	F9
Power Socket Outlets	F14
13A Fused Connection Units	F18
Control Switches	F19
Ceiling Accessories	F23
Socket & Blank Plates	F24
Telephone & Data Sockets	F26
TV & Satellite	F27
New Media™ Plates	F28
Patress Boxes	F29
Dry Lining Boxes	F30

There are many crucial elements of any interior design – the more obvious ones are décor and furnishings. Less obvious but no less important are electrical accessories; particularly wall accessories which, by their very nature need to be located in prominent line of sight positions.

When selecting wiring accessories designers have often compromised their schemes as they have been unable to identify a suitably flexible solution to satisfy their ideas.

Mode® accessories can now provide that flexibility with a comprehensive selection of products ranging from the humble light switch and socket outlet through to more specialised products dealing with the very

### Screw Caps

All Mode® accessories are supplied with screw caps as standard, offering you a protective and decorative option should you wish to use them.



latest developments in telephone and satellite products.

Mode® accessories have been conceived and developed as a high quality, flexible and modern solution to virtually any domestic wiring requirement. The smooth, modern lines of the Mode® accessory plate will fit easily into traditional and contemporary designs alike. The modular design of Mode® allows designers and installers unprecedented flexibility in creating dedicated wiring solutions to deal specifically with actual wiring needs. In other words, there is now no need to compromise. Mode® accessories provide the complete solution to modern wiring needs.

### Antiviral Certified

Mode® plates have been independently tested and have shown to have anti-viral properties against enveloped and non-enveloped viruses. After a contact period of 4 hours, Mode® was shown to have a 99.9% kill off rate against enveloped viruses and a 92% kill off rate against non-enveloped viruses.



### Antibacterial Certified

Mode® wiring accessories are manufactured using Urea Formaldehyde, which has similar inherent properties to antimicrobial additives that inhibit the growth of infectious diseases. All products independently tested achieved a 99.99% kill off rate across all four types of the strains of bacteria - MRSA, E-Coli, Salmonella, Klebsiella Pneumonia and enveloped viruses.



# Switches

10AX Plate Switches (Modular)  
 10AX Architrave Switches (Modular) Dimmer  
 Switches | Control Switches  
 45A Switches | 50A Pull Switch

The range of Mode® switches described in the following pages has been developed largely as a modular range based on the large selection of Polar White coloured switch modules available in the Minigrid® module range - see opposite page.

These same modules are fully interchangeable in other Click® accessory ranges such as metal clad, Deco® & Define® decorative metal as well as the Polar™ moulded range.

Simple, single screw fixing of modules offers the simplest possible means of installing and replacing modules. Dedicated media transfer plates and modules are dealt with in the later pages of this catalogue in the New Media™ section.



The products illustrated in this section of the catalogue are finished plates and unfurnished mounting plates.

For comprehensive information on the full range of modules available please refer to our Minigrid® product brochure.

## Switches



CMA010 | CMA011

CMA012


CMA013

CMA9014



CMA019

CMA105



CMA811 | CMA828

CMA812

CMA813

**MINIGRID®** For the complete range of Minigrid® modules, see the dedicated Minigrid® section, page J18.

### Plates Switches - MiniGrid®

- CMA010 10AX 1 Gang 1 Way Plate Switch
- CMA011 10AX 1 Gang 2 Way Plate Switch
- CMA012 10AX 2 Gang 2 Way Plate Switch
- CMA013 10AX 3 Gang 2 Way Plate Switch
- CMA019 10AX 4 Gang 2 Way Plate Switch
- CMA105 10AX 6 Gang 2 Way Plate Switch

Switch modules interchangeable with Minigrid® modules in Polar white (PW) finish.

### Wide Rocker Switches - Non Modular

- CMA811 10AX 1 Gang 2 Way Wide Rocker Switch
- CMA812 10AX 2 Gang 2 Way Wide Rocker Switch
- CMA813 10AX 3 Gang 2 Way Wide Rocker Switch
- CMA825 10AX 1 Gang Wide Rocker Intermediate Switch
- CMA828 10AX 1 Gang 2 Way Wide Rocker Retractive Switch

### Plates Switches - Non Modular

- CMA9014 10AX 4 Gang 2 Way Single Plate Switch

Standards: BS EN 60669-1  
 Back Box Depth: 16mm Minimum  
 Cable Size: 4 x 1.5mm<sup>2</sup> or 2 x 2.5mm<sup>2</sup> Non Modular: 2 x 1.5mm<sup>2</sup>  
 Dimensions: 1 Gang: 86mm (W) x 86mm (H) x 9.5mm (D) 2 Gang: 146mm (W) x 86mm (H) x 9.5mm (D)



CMA025



CMA026



CMA171



CMA172



CMA027



CMA110



For the complete range of MiniGrid® modules, see the dedicated MiniGrid® section, page J18.

**Plates Switches**

- CMA025 10AX 1 Gang Intermediate Plate Switch
- CMA026 10AX 1 Gang 2 Way Key Switch
- CMA027 10AX 1 Gang 1 Way Retractive 'Bell' Switch
- CMA110 10AX 1 Gang DP 'Emergency Test' Key Switch

Switch modules interchangeable with MiniGrid® modules in Polar white (PW) finish.

**Architrave Switches - MiniGrid®**

- CMA171 10AX 1 Gang 2 Way Architrave Switch
- CMA172 10AX 2 Gang 2 Way Architrave Switch

Architrave plates can be used with the dedicated architrave pattress boxes CMA175 & CMA176 or standard architrave flush boxes WA671 & WA672. They will also not accept MD070 & MD075 Switch modules.

Standards: BS EN 60669-1  
 Back Box Depth: 16mm Minimum 171 172: 25mm Minimum  
 Cable Size: 4 x 1.5mm<sup>2</sup> or 2 x 2.5mm<sup>2</sup> 171 172: 2 x 1.5mm<sup>2</sup>  
 Dimensions: 1 Gang: 86mm (W) x 86mm (H) x 9.5mm (D)  
 171: 32mm (W) x 86mm (H) x 9.5mm (D)  
 172: 32mm (W) x 146mm (W) x 9.5mm (D)



CMA401



CMA402




CMA403




CMA404



CMA406



CMA426



CMA432




Switch modules interchangeable with MiniGrid® Modules in Polar White (PW) finish. For the complete range of MiniGrid® modules, see the dedicated MiniGrid® section, page J18.

**Unfurnished Plates - MiniGrid®**

- CMA401 1 Gang MiniGrid® Unfurnished Plate - 1 Aperture
- CMA402 1 Gang MiniGrid® Unfurnished Plate - 2 Apertures
- CMA403 1 Gang MiniGrid® Unfurnished Plate - 3 Apertures
- CMA404 2 Gang MiniGrid® Unfurnished Plate - 2 x 2 Apertures
- CMA406 2 Gang MiniGrid® Unfurnished Plate - 2 x 3 Apertures
- CMA426 2 Gang MiniGrid® Unfurnished Plate - 6 In-Line Apertures
- CMA432 2 Gang MiniGrid® Unfurnished Plate - 3 Apertures

Standards: BS 5733  
 Back Box Depth: Dependent On Modules Fitted  
 Dimensions: 1 Gang: 86mm (W) x 86mm (H) x 9.5mm (D) 2 Gang: 146mm (W) x 86mm (H) x 9.5mm (D)



CMA612



CMA618



**MINIGRID®**

The furnished plate shown here contains a selection of both single and twin width MiniGrid® modules. The yoke 'GR101' is supplied enabling MiniGrid® modules to be mounted prior to assembling the front plate.

**MINIGRID®**

If dimmer modules are to be mounted directly above each other, the MD9014 (page J37) or similar height dimmer modules must be installed. Alternatively, retractive switch modules MD004 (page J21) can be used in conjunction with Click Smart+ dimming receivers (page A18).

**2 Tier Unfurnished Plates - MiniGrid®**

**CMA612** 2 Tier MiniGrid® Unfurnished Plate & Yokes - 12 Apertures - Mode®

**3 Tier Unfurnished Plates - MiniGrid®**

**CMA618** 3 Tier MiniGrid® Unfurnished Plate & Yokes - 18 Apertures - Mode®

Complete with yokes  
Switch modules interchangeable with MiniGrid® Modules in Polar White (PW) finish. For the complete range of MiniGrid® modules, see the dedicated MiniGrid® section, page J18.

Standards: BS 5733  
Back Box Depth: 47mm Minimum  
Dimensions: 612: 146mm (W) x 153mm (H) x 9.5mm (D) 618: 146mm (W) x 214mm (H) x 9.5mm (D)



WA512



WA518

**MINIGRID®**

Galvanised steel back boxes supplied for flush mounting of the large MiniGrid® plates. Mounting Yoke facilitates pre-assembly of required modules. Fitted with twin earth terminals.

**Galvanised Steel Back Boxes**

**WA512** 2 Tier 47mm Deep K.O. Box

**WA518** 3 Tier 47mm Deep K.O. Box

Standards: BS 4662  
Dimensions: 512: 137mm (W) x 137mm (H) x 47mm (D) 518: 137mm (W) x 197mm (H) x 47mm (D)



CMA140, CMA145



CMA146



CMA161



CMA162



CMA147



CMA148



CMA163



CMA164

**MINIGRID®**

Interchangeable modules available on page J37.

**Dimmer Switches (Leading Edge)**

- CMA140 1 Gang 2 Way 400Va Dimmer Switch
- CMA145 1 Gang 2 Way 250Va Dimmer Switch
- CMA146 2 Gang 2 Way 250Va Dimmer Switch
- CMA147 3 Gang 2 Way 250Va Dimmer Switch
- CMA148 4 Gang 2 Way 250Va Dimmer Switch

We recommend the use of branded halogen lamps with all Mode® leading edge dimmers. The use of inferior, non-branded lamps may require the nominal rating of the dimmer to be reduced. These dimmer switches have not been designed for use with LED lamps. However, they may be suitable for some good quality LED lamps. For further information please contact the Click® Technical support team.

Standards: BS EN 60669-1 BS EN 55015 BS EN 61000-3-2 BS EN 61000-3-3  
 Back Box Depth: 25mm Minimum  
 Cable Size: 2 x 1.5mm<sup>2</sup>  
 Type: Leading Edge  
 Dimensions: 1 Gang: 86mm (W) x 86mm (H) x 9.5mm (D) 2 Gang: 146mm x 88mm x 8mm

**MINIGRID®**

Interchangeable modules available on page J37.

**Dimmer Switches (Trailing Edge)**

- CMA161 1 Gang 2 Way 100W Dimmer Switch
- CMA162 2 Gang 2 Way 100W Dimmer Switch
- CMA163 3 Gang 2 Way 100W Dimmer Switch
- CMA164 4 Gang 2 Way 100W Dimmer Switch

We recommend the use of branded LED lamps with all Mode® trailing edge dimmers. The use of inferior, non-branded lamps may require the nominal rating of the dimmer to be reduced. For further information please contact Click® Technical support team.

Standards: BS EN 60669-1 BS EN 60669-2-1 BS EN 55015 BS EN 61000-3-2  
 Type: Trailing Edge  
 Back Box Depth: 25mm Minimum  
 Cable Size: 2 x 1.5mm<sup>2</sup>  
 Dimensions: 1 Gang: 86mm (W) x 86mm (H) x 9.5mm (D) 2 Gang: 146mm (W) x 86mm (H) x 9.5mm (D)




CMA145PL



CMA146PL



CMA147PL



CMA148PL

**Dimmer Modules**

- MD9001 6A 2 Way Push On/Off (Non-Dimming) Module (25 x 62mm)
- MD9010 1-10V Analogue Dimmer Module (25 x 62mm)
- MD9022 250W 2 Leading Edge Way Dimmer Module (25 x 62mm)
- MD9042 400W 2 Way Leading Edge Dimmer Module (25 x 62mm)
- MD9014 100W Dual Mode Dimmer Module with Trim (26.5 x 55mm)



SP900



MD9014

**Dimmer M10 Nut Runner**

- SP900 Dimmer M10 Nut Runner Tool  
Use the nut runner to easily exchange dimmer modules and create customised dimmer switch plate

**Dimmer Mounting Unfurnished Plates**

- CMA145PL 1 Gang Dimmer Plate & Knob (650W Max) - 1 Aperture
  - CMA146PL 2 Gang Dimmer Plate & Knobs (800W Max) - 2 Apertures
  - CMA147PL 3 Gang Dimmer Plate & Knobs (1200W Max) - 3 Apertures
  - CMA148PL 4 Gang Dimmer Plate & Knobs (1600W Max) - 4 Apertures
- The dimmer modules are supplied separately to the plates listed above.

Standards: BS 5733  
 Back Box Depth: Dependent On Modules Fitted  
 Dimensions: 1 Gang: 86mm (W) x 86mm (H) x 9.5mm (D) 2 Gang: 146mm (W) x 86mm (H) x 9.5mm (D)

# Power Socket Outlets, Fused Connection Units & Control Switches

All Mode® 13A sockets and fused connection units are tested and approved to BS1363 offering assured quality and safety. The provision of large twin earth terminals on our Two Gang sockets and fused connection units greatly facilitates wiring and installation. The Mode® range offers a solution for almost every possible design need and will enhance the décor of any area whether in a kitchen, bedroom, lounge or study etc...

- 13A Wall Socket Outlets | Safety Shutter Socket Outlets
- Specialised Sockets | Round Pin Wall Socket Outlets
- Fused Connection Units | Fan Isolation Switches
- DP Switches





CMA030 | CMA630



CMA035 | CMA635  
CMA1035 | CMA1635



CMA1835



CMA036 | CMA1036



CMA037 | CMA1037



CMA836 | CMA1836



CMA840 | CMA1840

**Switched Standard & 3 Pin Safety Shutter Socket Outlets**

Standard	Safety Shutter	Description
CMA035	CMA1035	13A 1 Gang DP Switched Socket
CMA036	CMA1036	13A 2 Gang DP Switched Socket (Twin Earth)
CMA037	CMA1037	13A 2 Gang DP Switched Clean Earth Socket
CMA630	CMA1635	13A 1 Gang Socket (Twin Earth)
CMA635		13A 1 Gang DP Switched Socket (Twin Earth)
	CMA1835	13A 1 Gang DP Switched Socket With Neon
CMA836	CMA1836	13A 2 Gang DP Switched Socket With Outboard Rockers (Twin Earth)
CMA840	CMA1840	13A 2 Gang DP Switched Socket With Outboard Rockers & Neons (Twin Earth)

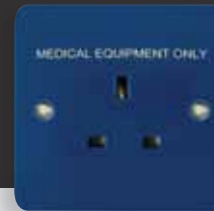
**Unswitched Socket Outlets**

CMA030	13A 1 Gang Unswitched Socket	CMA032	13A 2 Gang Unswitched Socket (Twin Earth)
--------	------------------------------	--------	---

Standards: BS 1363-2  
 Back Box Depth: 25mm Minimum Cable Size: 3 x 2.5mm<sup>2</sup> or 2 x 4mm<sup>2</sup>  
 Dimensions: 1 Gang: 86mm (W) x 86mm (H) x 9.5mm (D) 2 Gang: 146mm (W) x 86mm (H) x 9.5mm (D)

# Specialised Sockets

Introducing our new range of specialised sockets including Blue Medical Socket Outlets, Red & Green Outboard Rocker Sockets.



CMA630BL



CMA635BL



CMA632BL



CMA637BL



CMA836PWGR



CMA836PWRD

**Blue Medical Socket Outlets (Medical Equipment Only)**

CMA630BL	13A 1 Gang Socket (Twin Earth)
CMA635BL	13A 1 Gang DP Switched Socket (Twin Earth)
CMA632BL	13A 2 Gang Unswitched Socket (Twin Earth)
CMA637BL	13A 2 Gang DP Switched Clean Earth Socket

**Switched Socket Outlets (Coloured Rockers)**


CMA836PWRD	13A 2 Gang DP Switched Socket With Outboard Red Rockers (Twin Earth)
CMA836PWGR	13A 2 Gang DP Switched Socket With Outboard Green Rockers (Twin Earth)

Standards: BS 1363-2  
 Back Box Depth: 25mm Minimum Cable Size: 3 x 2.5mm<sup>2</sup> or 2 x 4mm<sup>2</sup>  
 Dimensions: 1 Gang: 86mm (W) x 86mm (H) x 9.5mm (D) 2 Gang: 146mm (W) x 86mm (H) x 9.5mm (D)






CMA034



CMA038



CMA039



CMA935  
Non-standard socket



CMA936  
Non-standard socket



CMA675



PA380WH  
Non-standard plug



CMA735



CMA771U




CMA736



CMA770



CMA780



CMA786

**Round Pin Socket Outlets**

- CMA034 15A Switched Round Pin Socket
- CMA038 5A Round Pin Socket
- CMA039 2A Round Pin Socket

**Lockable Socket**

- CMA675 13A 1G DP Key Lockable Socket With Neon (Twin Earth)

**Non-Standard Socket Outlets**

- CMA935 13A 1 Gang DP Switched Non-Standard Socket
- CMA936 13A 2 Gang DP Switched Non-Standard Socket (Twin Earth)

**Non-Standard Resilient Plug Tops (BS1363/A)**

- PA380WH 13A Fused Non-Standard Plug - White
  - PA380RD 13A Fused Non-Standard Plug - Red
- For use with non-standard Click® Mode sockets CMA935 and CMA936

**Locating Plug Sockets**

- CMA735 13A 1 Gang DP Switched Locating Plug Socket
- CMA736 13A 2 Gang DP Switched Locating Plug Socket With Outboard Rockers (Twin Earth)

**Switched Sockets With USB Outlets**

- CMA771U 13A 1 Gang Switched Socket With 2.1A USB Outlet (Twin Earth)
- CMA770 13A 2 Gang Switched Socket With 2.1A USB Outlet (Twin Earth)
- CMA780 13A 2 Gang Switched Socket With Twin 2.1A USB Outlets (4.2A) (Twin Earth)
- CMA786 13A 2 Gang Switched Safety Shutter Socket Outlet With Type A & C USB (4.2A) Outlets (Twin Earth)

Standards: Round Pin: BS 546 Non Standard: BS 1363-2 675: BS EN 60669-1 BS 1363-2 380: BS 1363/A BS 1362  
 Back Box Depth: 25mm Minimum 675: 35mm Minimum  
 Cable Size: 034: 3 x 2.5mm<sup>2</sup> 038: 4 x 1.5mm<sup>2</sup> or 3 x 2.5mm<sup>2</sup> 039: 3 x 1.5mm<sup>2</sup> 675 935 936: 3 x 2.5mm<sup>2</sup> or 2 x 4mm<sup>2</sup> 380: 1.5mm<sup>2</sup>  
 Dimensions: 1 Gang: 86mm (W) x 86mm (H) x 9.5mm (D) 2 Gang: 146mm (W) x 86mm (H) x 9.5mm (D)  
 380: 49.5mm (W) x 21mm (D) x 49.5mm (H)

Standards: BS 1363-2 770, 780, 771U 786: BS EN IEC 62368-1 BS EN 62680-1-1  
 Back Box Depth: 25mm Minimum  
 Cable Size: 3 x 2.5mm<sup>2</sup> or 2 x 4mm<sup>2</sup>  
 Dimensions: 1 Gang: 86mm (W) x 86mm (H) x 9.5mm (D) 2 Gang: 146mm (W) x 86mm (H) x 9.5mm (D)



CMA049 | CMA050



CMA051



CMA052



CMA053



CMA649 | CMA650



CMA651



CMA652



CMA653

**Fused Connection Units With Optional Flex Outlet Through The Bottom**

- CMA049 3A Fused Connection Unit
- CMA050 13A Fused Connection Unit
- CMA051 13A Switched Fused Connection Unit
- CMA052 13A Switched Fused Connection Unit With Neon
- CMA053 13A Fused Connection Unit With Neon

**Fused Connection Units Without Flex Outlet**

- CMA649 3A Fused Connection Unit
- CMA650 13A Fused Connection Unit
- CMA651 13A Switched Fused Connection Unit
- CMA652 13A Switched Fused Connection Unit With Neon
- CMA653 13A Fused Connection Unit With Neon

Standards: BS 1363-4 BS 1362  
 Back Box Depth: 25mm Minimum  
 Cable Size: 3 x 2.5mm<sup>2</sup> or 2 x 4mm<sup>2</sup>  
 Dimensions: 86mm (W) x 86mm (H) x 9.5mm (D)



CMA020



CMA021



CMA3020



CMA024



CMA620

**Fan Isolation Switch**

- CMA020 10A 3 Pole Fan Isolation Switch
- CMA021 10A 3 Pole Isolation Switch

**Fan Isolation Switch With Fuse**

- CMA3020 3A Fused 3 Pole Control Switch

**20A DP Sink/Bath Switch**

- CMA024 20A DP Sink/Bath Switch With Neon  
 3 pole and 20A DP switches are non-modular

**20A Keyfob Switch**

- CMA620 20A Keyfob Switch
- SP940 Spare Keyfob For CMA620

Standards: BS EN 60669-1 3020: BS 5733 BS 1362  
 Back Box Depth: 25mm Minimum O20 O21: 16mm Minimum  
 Cable Size: 4 x 1.5mm<sup>2</sup> or 2 x 2.5mm<sup>2</sup> O24 620: 3 x 2.5mm<sup>2</sup>  
 Dimensions: 1 Gang: 86mm (W) x 86mm (H) x 9.5mm (D) SP690: 80mm (W) x 35mm (H) x 4mm (D)



CMA022



CMA023



CMA044



CMA046



CMA660



CMA622



CMA623



CMA040



CMA042




CMA200



CMA201



CMA204



CMA205



CMA202



CMA203

**20A Control Switches With Optional Flex Outlet Through The Bottom**

- CMA022 20A DP Switch
- CMA023 20A DP Switch With Neon
- CMA044 20A DP 'Water Heater' Switch With Flex Outlet
- CMA046 20A DP 'Water Heater' Switch With Flex Outlet & Neon

**Lockable Switch**

- CMA660 20A Double Pole Key Lockable Switch

**20A Control Switch Without Flex Outlet**

- CMA622 20A DP Switch
- CMA623 20A DP Switch With Neon
- CMA040 20A DP 'Water Heater' Switch
- CMA042 20A DP 'Water Heater' Switch With Neon

**45A Switches**

- CMA200 45A 1 Gang DP Switch
- CMA201 45A 1 Gang DP Switch With Neon
- CMA202 45A 2 Gang DP Switch
- CMA203 45A 2 Gang DP Switch With Neon

**Cooker Control Units**

- CMA204 45A 2 Gang DP Switch With 13A DP Switched Socket
- CMA205 45A 2 Gang DP Switch With 13A DP Switched Socket & Neons

Standards: BS EN 60669-1  
 Back Box Depth: 25mm Minimum 660: 35mm Minimum  
 Cable Size: 3 x 2.5mm<sup>2</sup> 660: 3 x 2.5mm<sup>2</sup> or 2 x 4mm<sup>2</sup>  
 Dimensions: 86mm (W) x 86mm (H) x 9.5mm (D)

Standards: BS EN 60669-1 204 205: BS 4177  
 Back Box Depth: 35mm Minimum  
 Cable Size: 1 x 16mm<sup>2</sup>  
 Dimensions: 1 Gang: 86mm (W) x 86mm (H) x 9.5mm (D) 2 Gang: 146mm (W) x 86mm (H) x 9.5mm (D)



CMA500



CMA501



CMA504



CMA505



CMA502



CMA503



PRW208



PRW210  
PRW211



CMA213



PRC009



PRC210



PRW213



PRC216

essentials™

Decorative covers available for PRC210/216, see Essentials™ page M30.

**45A Switches - White Rockers**

- CMA500 45A 1 Gang DP Switch With White Rocker
- CMA501 45A 1 Gang DP Switch With White Rocker & Neon
- CMA502 45A 2 Gang DP Switch With White Rocker
- CMA503 45A 2 Gang DP Switch With White Rocker & Neon

**Cooker Control Units - White Switches**

- CMA504 45A 2 Gang DP Switch With 13A DP Switched Socket & White Rockers
- CMA505 45A 2 Gang DP Switch With 13A DP Switched Socket, White Rockers & Neons

Standards: BS EN 60669-1 504 505: BS 4177  
 Back Box Depth: 35mm Minimum  
 Cable Size: 1 x 16mm<sup>2</sup>  
 Dimensions: 1 Gang: 86mm (W) x 86mm (H) x 9.5mm (D) 2 Gang: 146mm (W) x 86mm (H) x 9.5mm (D)

**Pull Cord Switches**

- PRW208 10A 3 Pole Fan Isolation Pull Cord Switch
- PRW210 45A DP Pull Cord Switch With Mechanical 'On/Off' & Neon
- PRW211 50A DP Pull Cord Switch With Mechanical 'On/Off' & Neon
- PRW213 50A DP Round Pull Cord Switch With Mechanical 'On/Off', Neon & Pattress
- CMA213 50A DP Round Pull Cord Switch With Mechanical 'On/Off', Neon & Pattress

**Pull Cord Switches**

- PRC009 10AX 2 Way Ceiling Pull Cord Switch
- PRC210 10AX 2 Way Pull Cord Switch
- PRC216 16A DP Pull Cord Switch With Neon

Standards: BS EN 60669-1  
 Back Box Depth: 009 PRC210 213 216: Supplied 208: 25mm Minimum PRW210: 35mm Minimum 211: 47mm  
 Cable Size: 009 208 PRC210 216: 2 x 1.5mm<sup>2</sup> or 1 x 2.5mm<sup>2</sup> 211 213: 1 x 25mm<sup>2</sup> PRW210: 1 x 6mm<sup>2</sup>  
 Dimensions: 009: 76mm Diameter x 51.5mm 208 PRW210 211: 86mm (W) x 86mm (H) x 43mm (D)  
 PRC210 216: 70mm (Dia) x 42mm (D) PRW213: 100mm (Dia) x 77mm (D) CMA213: 100mm (Dia) x 77mm (D)



CMA215



PRW217



CMA060



CMA100

Click® dual voltage shaver outlets incorporate a double wound isolating transformer rated 20Va at 230V or 115V and meets BS EN 61558-2-5:2010 making it safe for use in bathrooms. Shaver outlet is not continuously rated and therefore not suitable for use as a permanent charging outlet.

**Flex Outlet Plates**

**CMA017** 20A Flex Outlet Plate  
UK Design Registration No. 3015175

**45A Cooker Connection Plates**

**CMA215** 45A 1 Gang Cooker Connection Plate  
UK Design Registration No. 3015175

**45A Cooker Outlet Plates**

**PRW217** 45A Easyfit Dual Appliance Outlet Plate

**Patress Box for PRW217 - Urea**

**PRW218** 35mm Deep Patress Box For Use With PRW217

**Dual Voltage Shaver Socket**

**CMA100** 115/230V Dual Voltage Shaver Socket

**Blank Plates**

**CMA060** 1 Gang Blank Plate  
**CMA061** 2 Gang Blank Plate

Standards: BS 5733 100: BS EN IEC 61558-1 BS EN 61558-2-5  
Back Box Depth: 017 060: 16mm Minimum 100: 47mm 215: 35mm Minimum 061 217: 25mm Minimum  
Cable Size: 100: 2 x 1.5mm<sup>2</sup> or 1 x 2.5mm<sup>2</sup> 017: 3 x 2.5mm<sup>2</sup> or 2 x 4mm<sup>2</sup> 215: 2 x 10mm<sup>2</sup> 217: 1 x 10mm<sup>2</sup>  
Dimensions: 1 Gang: 86mm (W) x 86mm (H) x 9.5mm (D) 2 Gang: 146mm (W) x 86mm (H) x 9.5mm (D)  
215: 86mm (W) x 86mm (H) x 22.5mm (D) 217: 85mm (W) x 130mm (H) x 27mm (D)  
218: 85mm (W) x 130mm (H) x 37.5mm (D) 100: 86mm (W) x 146mm (H) x 9.5mm (D)

# TV, Telephone & Data Sockets

Providing the means to facilitate the connection of modern communications equipment is as important today as it is to provide the electrical power to operate them.

This section of the catalogue is devoted to the New Media™ range of plate accessories which includes products for connecting telephone, computer, television and satellite devices.

RJ11 Outlet | UK Telephone Outlets  
Satellite Socket Outlets | Coaxial Sockets






CMA115 | CMA131



CMA132



CMA122 | CMA127



CMA119 | CMA124



CMA065



CMA066



CMA156




CMA157



CMA170



CMA158



CMA159

**RJ11 Telephone Outlet**

**CMA115** Single RJ11 (Irish/US) Outlet

**RJ45 Data Outlets**

**CMA131** Single RJ45 Cat-5e Outlet

**CMA132** Twin RJ45 Cat-5e Outlet

**Telephone Outlets**

**CMA119** Single Telephone Outlet - Master

**CMA122** Twin Telephone Outlet - Master

**CMA124** Single Telephone Outlet - Secondary

**CMA127** Twin Telephone Outlet - Secondary

Twin outlets are 2 separate sockets and not internally linked together.

Back Box Depth: 16mm Minimum 115: 35mm Minimum  
Termination Type: IDC 115: Screw  
Dimensions: 86mm (W) x 86mm (H) x 9.5mm (D)

**Non-isolated Coaxial Outlets (Unshielded)**

**CMA065** Single Coaxial Outlet

**CMA066** Twin Coaxial Outlet

**Satellite Outlets (Unshielded)**

**CMA156** Non-isolated Single Satellite Outlet

**CMA157** Isolated Satellite & Isolated Coaxial Outlet

**CMA170** Non-isolated Satellite & Non-isolated Coaxial Outlet

**Isolated Coaxial Outlets (Unshielded)**

**CMA158** Single Coaxial Outlet


**CMA159** Twin Isolated Coaxial Outlet

Isolated outlets will filter out any interference, if a 2 way signal is required, i.e. for use with satellite hard wire extensions, then a non-isolated outlet is required.

Back Box Depth: 16mm Minimum  
Dimensions: 86mm (W) x 86mm (H) x 9.5mm (D)



CMA310



CMA312



CMA311



MM410BK MM405WH MM501BK MM440BK



For a complete range of New Media™ modules please see our dedicated New Media™ section.

**Unfurnished Plates - New Media™**

- CMA310 1 Gang New Media™ Unfurnished Plate - 1 Aperture
- CMA311 1 Gang New Media™ Unfurnished Plate - 2 Apertures
- CMA312 2 Gang New Media™ Unfurnished Plate - 4 Apertures

Selecting from a range of module inserts covering all manner of media transfer, the installer will now be able to configure their own arrangement of TV, radio or satellite reception, plus speaker, telephone and data outlets. All modules can be inserted into single or double wall plates, fitted onto standard switch and socket boxes.

All New Media™ plates are suitable for use with standard euro module inserts.

Standards: BS 5733  
 Back Box Depth: Dependent On Modules Fitted  
 Dimensions: 1 Gang: 86mm (W) x 86mm (H) x 9.5mm (D) 2 Gang: 146mm (W) x 86mm (H) x 9.5mm (D)



CMA080



CMA082



CMA083



CMA084



CMA089



CMA091



CMA175



CMA176

essentials™

For the complete range of back boxes see Essentials™ page M4.

**Moulded Pattress Boxes**

- CMA080 1 Gang 16mm Deep Pattress Box With Earth Terminal
- CMA081 1 Gang 25mm Deep Pattress Box
- CMA082 2 Gang 25mm Deep Pattress Box
- CMA083 1 Gang 35mm Deep Pattress Box
- CMA084 2 Gang 35mm Deep Pattress Box
- CMA085 1 Gang 47mm Deep Pattress Box With Earth Terminal
- CMA086 2 Gang 47mm Deep Pattress Box Fitted With Cable Restraint & Earth Terminal
- CMA089 Dual Accessory 29mm Deep Pattress Box With Earth Terminal

**Architrave Pattress Boxes**

- CMA175 1 Gang 19mm Deep Architrave Pattress Box with Earth Terminal
  - CMA176 2 Gang 19mm Deep Architrave Pattress Box with Earth Terminal
- For Mode® products only

**PVC Pattress Boxes**

- CMA230 1 Gang 29mm Deep PVC Pattress Box - Trunking
- CMA235 2 Gang 29mm Deep PVC Pattress Box - Trunking
- CMA240 1 Gang 29mm Deep PVC Pattress Box - Conduit
- CMA245 2 Gang 29mm Deep PVC Pattress Box - Conduit

**Converter Pattress Box**

- CMA091 1 Gang To 2 Gang 16mm Deep Converter Pattress



WA095




WA102



WA106P




WA107P




GA100



WA4135



WA4147



WA4235



WA4247

essentials™

For the complete range of back boxes see Essentials™ page M4.



For the complete range of FlameGuard® back boxes see Essentials™ page M8.

**Galvanised Steel Back Boxes**

- WA092 1 Gang 16mm Deep Galvanised Steel K.O. Box
- WA093 1 Gang 25mm Deep Galvanised Steel K.O. Box
- WA094 2 Gang 25mm Deep Galvanised Steel K.O. Box
- WA095 1 Gang 35mm Deep Galvanised Steel K.O. Box
- WA096 2 Gang 35mm Deep Galvanised Steel K.O. Box
- WA097 1 Gang 47mm Deep Galvanised Steel K.O. Box
- WA098 2 Gang 47mm Deep Galvanised Steel K.O. Box

- WA099 1 + 1 35mm Deep Dual Accessory Box
- WA102 1 + 2 35mm Deep Dual Accessory Box

- WA671 1 Gang 25mm Deep Architrave Box With 60.3mm Hole Centres
- WA672 2 Gang 25mm Deep Architrave Box With 120.6mm Hole Centres

**Dry Lining Boxes**

- WA087P 1 Gang 35mm Deep Dry Lining Box
- WA088P 2 Gang 35mm Deep Dry Lining Box
- WA106P 1 Gang 47mm Deep Dry Lining Box
- WA107P 2 Gang 47mm Deep Dry Lining Box
- WA108P Round Ceiling 34mm Deep Dry Lining Box

**'Ezylink' Dry Lining Box Connector**

- GA100 'Ezylink' Dry Lining Box Connector

**FlameGuard® Dry Lining Boxes**

- WA4135 1 Gang 35mm Deep FlameGuard® Dry Lining Box
- WA4235 2 Gang 35mm Deep FlameGuard® Dry Lining Box
- WA4147 1 Gang 47mm Deep FlameGuard® Dry Lining Box
- WA4247 2 Gang 47mm Deep FlameGuard® Dry Lining Box

FlameGuard® back boxes have been tested and conform to both fire and acoustic BS EN standards.  
 Fire: BS EN 1364-1 Acoustic: BS EN ISO 140-2. Complies with Building Regulations Fire tested up to 90 minutes with the capability of the boxes being mounted back to back.

Standards: BS 4662 BS EN 1364-1 BS EN ISO 10140-2  
 Cutout sizes: 1 Gang: 73mm (W) x 73mm (H) 2 Gang: 132mm (W) x 73mm (H)  
 Dimensions: 1 Gang: 82mm (W) x 82mm (H) x 35mm (D) 2 Gang: 142mm (W) x 82mm (H) x 47mm (D)



