






WALL LINER

LINING SYSTEM

Libra Wall Channel is a general purpose internal, non-load bearing wall lining system consisting of Vertical Channels, Ceiling and Floor Tracks and Fixing Brackets for use with gypsum wallboards. The wall channel brackets compensate for background irregularities, which also allows for minimal or no preparation to the surface being lined. The cavity behind the Wall Channel lining system can be used to accommodate services and can also permit enhancement of thermal and acoustic performance.

PRODUCT IMAGE	PRODUCT CODE	DESCRIPTION/ DIMENSIONS (MM)	PACK SIZE (PCS)	PACK DETAILS	
				LENGTH (MM)	WEIGHT (KG)
	FR10	WALL LINING STUD 18 X 45 X 18 0.5MM GAUGE	100	2400	98
				2700	110
				3000	123
				3600	147
	FFR11	WALL LINING TRACK 20 X 20 X 30 0.5MM GAUGE	100	3000	79
	WFB.195	75MM LEG FIXING BRACKET	100	N/A	3.5
	WFB.295	125MM LEG FIXING BRACKET	100	N/A	5.75
	FR12	CHANNEL CONNECTOR	50	N/A	1