

A35E Framing Anchors

The A35E anchor's exclusive bending slot allows instant, accurate bending on site for all two and three-way connections.

- Balanced, completely reversible design allows the A35E to be used to secure a wide variety of connections.

Features

Material

- Pre-galvanised mild steel.

Benefits

- Speed prong holds framing anchor in position to allow easier nailing,
- Exclusive bending slots allow instant, accurate bending on site for all two and three-way ties.
- Balanced, completely reversible design allows the A35 to be used for a wide variety of connections.

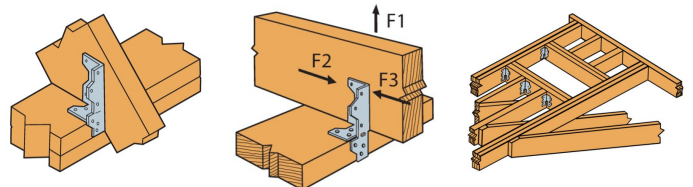


Applications

Suitable On

- Wood to wood applications.

Domaines d'utilisation

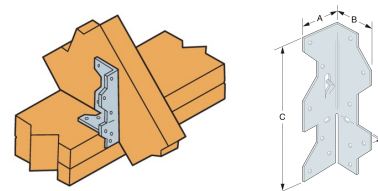
.



A35

A35E
Framing Anchors

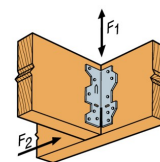
Technical Data



Product Dimensions

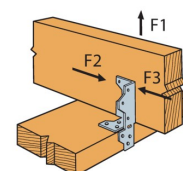
References	Product Dimensions [mm]				Holes	
	A	B	C	t	Flange A	Flange B
					Ø3,8	Ø3,8
A35E	33	33	114	1.2	6	6

Connection Type 2



References	Fasteners		Installation	Characteristic Capacities - Timber C24 ⁽³⁾ [kN]	Safe Working Loads - Timber C16 [kN]										
	Flange A	Flange B			R _{2,k}	Long Term						Medium Term			
	N3.75x30	N3.75x30				R _{1,SWL}	R _{2,SWL}	R _{3,SWL}	R _{4,SWL}	R _{5,SWL}	R _{6,SWL}	R _{1,SWL}	R _{2,SWL}	R _{3,SWL}	R _{4,SWL}
A35E (Install 2)	6	6	2	-	1.3	1.3	-	1.5	-	-	1.3	1.3	-	1.7	-

Connection Type 3



References	Fasteners		Installation	Characteristic Capacities - Timber C24 ⁽³⁾ [kN]	Safe Working Loads - Timber C16 [kN]										
	Flange A	Flange B			R _{2,k}	Long Term						Medium Term			
	N3.75x30	N3.75x30				R _{1,SWL}	R _{2,SWL}	R _{3,SWL}	R _{4,SWL}	R _{5,SWL}	R _{6,SWL}	R _{1,SWL}	R _{2,SWL}	R _{3,SWL}	R _{4,SWL}
A35E (Install 3)	6	3	3	5.3	-	1	-	-	0.6	1	-	1.1	-	-	0.7

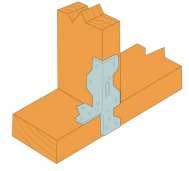
(3) Based upon 2 No brackets installed diagonally opposite to each other

Technical data sheet

SIMPSON

Strong-Tie

A35E
Framing Anchors



Connection Type 4

References	Fasteners		Installation	Characteristic Capacities - Timber C24 ⁽³⁾ [kN]	Safe Working Loads - Timber C16 [kN]												
	Flange A	Flange B			R _{2,k}	Long Term						Medium Term					
	N3.75x30	N3.75x30				R _{1,SWL}	R _{2,SWL}	R _{3,SWL}	R _{4,SWL}	R _{5,SWL}	R _{6,SWL}	R _{1,SWL}	R _{2,SWL}	R _{3,SWL}	R _{4,SWL}	R _{5,SWL}	R _{6,SWL}
A35E (Install 4)	6	6	4	5.3	-	1	1	0.6	-	-	-	1.1	1.1	0.7	-		

(3) Based upon 2 No brackets installed diagonally opposite to each other

A35E
Framing Anchors

Installation

Fixing

Install with 3.75X30mm square twist nails.

Installation

Use all specified fasteners

