



# Product Brochure

September 2024



## With over 30 years of experience, FloPlast is a leading manufacturer and supplier of Plastic Building and Plumbing Systems in the UK.

FloPlast consistently produce high-quality products and provide an excellent service to both stockist and end users. We ensure that products are supplied to Builders and Plumbers Merchants, Groups and DIY outlets in the most cost-effective manner.

### Merchant Ordering Information:

#### Pack Quantities

For ease of storage, handling and protection, FloPlast products are supplied in standard pack quantities (QTY) as detailed in this brochure.

You are requested to order in these pack quantities or in multiples.

#### Minimum Order Value

Goods are delivered free of charge for orders in excess of our minimum order value of £700. Orders may be combined to include products from any of the FloPlast range.

### Stillages

All products are delivered on stillages which are the property of FloPlast Ltd, these will be both logged and registered accordingly, prior to return. All stillages must be returned on the delivery vehicle.

### Terms & Conditions of Sale

Goods are sold subject to our Standard Terms and Conditions of Sale, copies of which are available upon request. This price list does not constitute an offer. All prices and discount terms are subject to alteration without notice. Prices quoted are given in GBP and exclusive of VAT which will be added to the invoice at the applicable rate. E&OE.

## Roofline, Window & Cladding Systems

White PVC-UE Roofline Board	6
White Box End Board	6
White Fixings	7
White Roofline Joints and Trims	8
Roofline Joints and Trims	9
Window Systems	10
White Cladding Systems	10
Woodgrain PVC-UE Roofline Board	12
Woodgrain Roofline Joints & Trims	13
Woodgrain Window Systems	13
Woodgrain Cladding Systems	14
Woodgrain Fixings	14

## Rainwater Systems

112mm Half Round System	18
68mm Round Downpipe Fittings	19
114mm Square Line System	20
65mm Square Downpipe Fittings	21
110mm Niagara Ogee System	22
115mm Hi-Cap System	24
80mm Round Downpipe Fittings	25
Spare Gutter Seals	25
Spare Gutter Clips	25
76 mm MiniFlo System	26
MiniFlo Half Shed Pack	27
EcoFlo Diverters & Storage	27
170 mm XtraFlo System	28
110 mm Round Downpipe Fittings	28
'Cast Iron' Style 112mm Half Round System	30
'Cast Iron' Style 68mm Round Downpipe Fittings	31
Spare Gutter Seals	31
Spare Gutter Clips	31
'Cast Iron' Style 110mm Niagara Ogee System	32
'Cast Iron' Style 65mm Square Downpipe Fittings	32
'Cast Iron' Style Hoppers	33
Motifs for Hoppers	33
Accessories & Fittings	33
Stormsaver Rainwater Harvesting	34
Leaf & Weather Protection	35
Ancillaries	35

## Soil & Waste Systems

Air Admittance Valves	38
Soil-WC Connectors	38
110 mm Ring Seal Soil Systems	39
Ring Seal Reducers & Adaptors	41
'Cast Iron' Style 110 mm Ring Seal Soil Systems	42
110 mm Solvent Soil Systems	44
110 mm Solvent Soil Systems	45
ABS Solvent Weld Waste Systems	45
ABS Solvent Weld Waste Systems	46
Push-Fit Waste Systems	47
FlexiFlo Connectors	47
Waste Trap Fittings	48
Unicom Compression Waste Systems	50
'Chrome' Style Compression Waste	50
'Chrome' Style Waste Traps	50
21.5 mm Overflow Waste Systems	51
Ancillaries	51

## Underground Drainage Systems

110mm Pipe & Fittings	54
110mm Fittings	55
110mm Plugs	56
110mm Adaptors	56
110mm Hoppers & Grids	57
110mm Access Chambers (LIC)	58
110mm Access Chambers (MAC)	59
160mm Pipe & Fittings	60
160mm Adaptors & Plugs	61
160mm Access Chambers (LIC)	61
FloDrain 110mm Channel Drainage	62
FloDrain Garage Packs	63
Land Drainage	63
GroundGuard	63

## MDPE Systems

'Supreme' MDPE Fittings	66
MDPE Pipe	67

## Hot & Cold Plumbing Systems

FloFit+ Fittings	70
FloFit+ Pipe	71







# Roofline, Window & Cladding Systems

FloPlast Roofline, Window & Cladding extrusions are manufactured on state of the art machinery and extrusion dies at the group's Cork plant, which has over 40 year's experience behind it.

FloPlast boards offer a low maintenance solution to both Roofline and Window Systems construction. The tough, impermeable, PVC-UE outer skin of FloPlast co-extruded foam boards, provides year round protection from both the weather and insect infestation. PVC-UE has a high degree of thermal insulation and is resistant to atmospheric pollution.

## Quality is Guaranteed.

Available in a wide range of high gloss finishes, FloPlast co-extruded white PVC-UE boards and Woodgrain Foil PVC-UE boards come with a **20 Year Product Guarantee** for White and a **10 Year Product Guarantee** for Woodgrain Roofline, Window & Cladding products in respect of performance and significant discolouration. The guarantee is subject to registration of the installation, which can be done through the FloPlast website.

## Range Benefits



Maintenance  
Free Product



Durable  
& Resistant



Thermal  
Insulator



Workable  
Material



Great Chemical  
Compatibility





# White PVC-UE Roofline Board


For use in new build work, total replacement or refurbishment.



Product	Size	Code
<b>Universal Board - 9mm (£ Price per 5m)</b>		
Single Leg: 	100mm	U100
	150mm	U150
	175mm	U175
	200mm	U200
	225mm	U225
	250mm	U250
	275mm	U275
	300mm	U300
Double Leg: 	350mm	U350
	450mm	U450

<b>Ogee Fascia Board - 10mm (£ Price per 5m)</b>		
Single Leg: 	150mm	O150
	175mm	O175
	200mm	O200
	225mm	O225
	250mm	O250
Double Leg: 	404mm	O404


<b>Mammoth Board - 18mm (£ Price per 5m)</b>		
Single Leg: 	150mm	M150
	175mm	M175
	200mm	M200
	225mm	M225
	250mm	M250
	300mm	M300
Double Leg: 	404mm	M404

Product	Size	Code
<b>Ogee Mammoth Board - 18mm (£ Price per 5m)</b>		
Single Leg: 	150mm	G150
	175mm	G175
	200mm	G200
	225mm	G225
	250mm	G250
	300mm	G300

Usage Suitability	Universal Board	Ogee Fascia	Mammoth Board	Ogee Mammoth
Fascia Refurbishment	•	•		
Window Board	•		•	
Reveal Liner	•		•	
Replacement/New Build			•	•

## White Box End Board

The versatility of FloPlast's Roofline boards allows for an extensive choice of box ends to neatly finish off any profile fascia board.

Product	Size	Code
<b>Universal Box End Board - 9mm (£ Price per 1.25m)</b>		
	450mm	UB450
<b>Mammoth Box End Board - 18mm (£ Price per 1.25m)</b>		
	404mm	MB404
<b>Ogee Box End Cover - 18mm (£ Price each)</b>		
	404 x 60mm	RT19

# White Fixings

A4 Stainless Steel Pins/Nails with plastic heads.

Product	Size	Code
<b>Multi-Purpose Soffit Board - 10mm (£ Price per 5m)</b>		
Single Round Edge: 	100mm	S100
	150mm	S150
	175mm	S175
	200mm	S200
	225mm	S225
	250mm	S250
	500mm	S500
Double Round Edge:	304mm	S304
	404mm	S404
	600mm	S600
<b>Vented Soffit - 10mm (£ Price per 5m)</b>		
Single Round Edge: 	100mm	V100
	150mm	V150
	175mm	V175
	200mm	V200
	225mm	V225
	250mm	V250
	500mm	V500
Double Round Edge:	304mm	V304
	404mm	V404
	600mm	V600
<b>Hollow Soffit (£ Price per 5m)</b>		
	300mm	H300
<b>Hollow Soffit Trim (£ Price per 5m)</b>		
	'J'	HJ
	'H'	HH

Product	Size	Code
<b>FloTop Pin (£ Price per 250 box)</b>		
	30mm	FP30
	40mm	FP40
<b>FloTop Nail (£ Price per 100 box)</b>		
	50mm	FN50
	65mm	FN65
<b>Clad Pin (£ Price per 250 box)</b>		
	30mm	CP30
	50mm	CP50





# White Roofline Joints and Trims

Matching white PVC-U mouldings cater for all joints and corners.



Product	Size	Code
<b>In-Line Joint</b>		
	300 x 42mm	RT1
	500 x 35mm	RT2
RT2 - Double-ended joint is available to be cut to size.		
	500 x 42mm	RT3
RT3 - Double-ended joint is available to be cut to size.		
<b>Corner Joint</b>		
	300 x 42mm	RT4
	500 x 35mm	RT5
RT5 - Double-ended joint is available to be cut to size.		
	500 x 42mm	RT6
RT6 - Double-ended joint is available to be cut to size.		
Internal Corner		
	300 x 42mm	RT7
External Corner 135°		
	300 x 42mm	RT10

Product	Size	Code
<b>Ogee In-Line Joint</b>		
	300 x 50mm	RT11
	500 x 50mm	RT12
RT12 - Double-ended Ogee joint is available to be cut to size.		
<b>Ogee Corner Joint</b>		
	300 x 50 x 50mm	RT14
	500 x 50 x 50mm	RT15
RT15 - Double-ended Ogee joint is available to be cut to size.		
Ogee Internal Corner:		
	300 x 42mm	RT17
<b>Ogee Box End Cover - 18mm</b>		
	404 x 60mm	RT19
<b>Bargeboard Moulding</b>		
	500mm	RT22

Product	Size	Code
<b>White Finial</b>		
	340mm	RT23
	900mm	RT29
<b>Disc Soffit Ventilator</b>		
	75mm	RT25
<b>In-Line Jointing Trim</b>		
	10 x 20mm	RT20
<b>Edge Capping / Window Board Channel</b>		
	10 x 11mm	RT21
<b>Soffit Ventilator</b>		
	N/A	RT24
<b>Soffit Ventilator with Mesh</b>		
	N/A	RT27
<b>Eaves Protection System</b>		
	1.5m	EPS



# White Window Systems



Product	Size	Code
Architrave-Pencil Round		
	45 x 6mm	WT1
	65 x 6mm	WT2
	95 x 6mm	WT3
D Section		
	28 x 6mm	WT4
Edge Fillet		
	20mm	WT5
Quadrant		
	12mm	WT6
	19mm	WT7
Square		
	15 x 13mm	WT8
Angle		
	100 x 80mm 90° Hollow	WT30
	25 x 25mm 90° Rigid	WT31

Product	Size	Code
Angle		
	50 x 50mm 90° Rigid	WT32
	25 x 25mm Flexi	WT36
	35 x 35mm Flexi	WT37
	75 x 75mm Flexi	WT38
Board End Moulding		
	42 x 50mm (pair)	WT14
	42 x 315mm (1 item)	WT15



# White Cladding Systems

BS EN 13245-2 Attestation Level 4



Product	Size	Code
V Joint Cladding		
	100mm	C100
Shiplap Cladding		
	150mm	C150
Top Edge Trim - Two Part		
	N/A	CT1
Starter Trim		
	N/A	CT2
Universal Channel		
	N/A	CT3
Drip Trim		
	N/A	CT4
Internal/External Corner - Two Part		
	N/A	CT5
Centre Joint Trim		
	N/A	CT7
Butt Joint Trim		
	150mm	CT8

From Top Left to Bottom Right:
































Black Ash (WB), Golden Oak (WG), White, Anthracite Grey (WA), Rosewood (WR).

## Laminate Roofline








## Woodgrain PVC-UE Roofline Board

Product	Size	Colour	Code
Universal Board - 9mm			
	150mm	  	U150
	175mm	  	U175
	200mm	  	U200
	225mm	  	U225
	250mm	  	U250
	300mm	  	U300
Double Leg:	450mm	  	U450
Mammoth Board - 18mm			
	150mm	  	M150
	175mm	  	M175
	200mm	  	M200
	225mm	  	M225
	250mm	  	M250
Double Leg:	404mm	  	M404
Multi-Purpose Soffit Board - 10mm			
	100mm	  	S100
	150mm	  	S150
	175mm	  	S175
	200mm	  	S200
	225mm	  	S225
	250mm	  	S250
Double Round Edge:	304mm	  	S304
	404mm	  	S404
Universal Box End Board - 9mm			
	450mm	  	UB450
Mammoth Box End Board - 18mm			
	450mm	  	MB404


## Woodgrain PVC-UE Roofline Soffit

Product	Size	Colour	Code
Vented Soffit - 10mm			
	150mm	  	V150
	175mm	  	V175
	200mm	  	V200
	225mm	  	V225
	250mm	  	V250
Double Round Edge:	304mm	  	V304
	404mm	  	V404
Hollow Soffit			
	300mm	  	H300
Hollow Soffit Trim			
	'J'	  	HJ
	'H'		HH

# Woodgrain Roofline Joints & Trims

Product	Size	Colour	Price
<b>In-Line Joint</b>			
	300 x 42mm	WB WR WA	RT1
	500 x 35mm	WB WR WA	RT2
RT2 - Double-ended joint is available to be cut to size.			
<b>Corner Joint</b>			
	300 x 42mm	WB WR WA	RT4
	500 x 35mm	WB WR WA	RT5
RT5 - Double-ended joint is available to be cut to size.			
<b>Internal Corner</b>			
	300 x 42mm	WB WR WA	RT7
<b>Finial</b>			
	340mm	WB WR WA	RT23
<b>In-Line Jointing Trim</b>			
	10 x 20mm	WB WR WA	RT20









# Woodgrain Window Systems

Product	Size	Colour	Price
<b>Architrave-Pencil Round</b>			
	45 x 6mm	WB WR WA	WT1
	65 x 6mm	WB WR WA	WT2
	95 x 6mm	WB WR WA	WT3
<b>D Section</b>			
	28 x 6mm	WB WR WA	WT4
<b>Edge Fillet</b>			
	20mm	WB WR WA	WT5
<b>Quadrant</b>			
	12mm	WB WR WA	WT6
	19mm	WB WR WA	WT7
<b>Square</b>			
	15 x 13mm	WB WR WA	WT8
<b>Board End Moulding</b>			
	42 x 50mm (pair)	WB WR	WT14
	42 x 315mm (1 item)	WB WR	WT15
<b>Angle</b>			
	100 x 80mm 90° Hollow	WB WR	WT30
	25 x 25mm 90° Rigid	WB WR	WT31
	50 x 50mm 90° Rigid	WB WR	WT32



# Woodgrain Cladding Systems

BS EN 13245-2 Attestation Level 4

Product	Size	Colour	Code
V Joint Cladding			
	100mm	<div>WBWR</div>	C100
Shiplap Cladding			
	150mm	<div>WBWAWR</div>	C150
Top Edge Trim - Two Part			
	N/A	<div>WBWAWR</div>	CT1
Starter Trim			
	N/A	<div>WBWAWR</div>	CT2
Universal Channel			
	N/A	<div>WBWAWR</div>	CT3
Drip Trim			
	N/A	<div>WBWAWR</div>	CT4
External Corner (foiled) - Two Part			
	N/A	<div>WBWAWR</div>	CT5
Internal Corner (foiled) - Two Part			
	N/A	<div>WBWAWR</div>	CT6

Product	Size	Colour	Code
Centre Joint Trim			
	N/A	<div>WBWAWR</div>	CT7
Butt Joint Trim			
	150mm	<div>WBWAWR</div>	CT8

## Woodgrain Fixings



A4 Stainless Steel Pins/Nails with plastic heads.

Product	Size	Colour	Code
FloTop Pin			
	30mm	<div>BBR C</div>	FP30
	40mm	<div>BAGBR C</div>	FP40
FloTop Nail			
	50mm	<div>BAGBR C</div>	FN50
	65mm	<div>BAGBR C</div>	FN65
Clad Pin			
	30mm	N/A	CP30
	50mm	N/A	CP50

**Please note when ordering:**

When ordering woodgrain products add the colour reference letter to the end of the product code.

- WB** Black Ash
- WA** Anthracite Grey
- WR** Rosewood
- WG** Golden Oak

When ordering FloTop products add the colour reference letter to the end of the product code.

- B** Black
- C** Caramel
- BR** Brown
- AG** Anthracite







# Rainwater Systems

FloPlast Rainwater Systems offer a wide choice of profile design, both traditional and modern, in a range of colours to suit all tastes and applications.

FloPlast Rainwater Systems benefit from a 10 Year Performance and Colour Guarantee on the black, white, brown, grey and anthracite ranges and 20 years for the 'Cast Iron' style systems. Register your guarantee online today.

The FloPlast Rainwater Systems have been awarded the prestigious BSI Kitemark (KM 501316) (excluding MiniFlo and 'Cast Iron' Style).



## Range Benefits



Consistent  
Product Finish



Tough &  
Durable



Certified &  
Guaranteed



Good Colour  
Fastness

### Please note when ordering:

Add the colour reference code to your order

**B** Black **W** White **BR** Brown **G** Grey **AG** Anthracite Grey **CI** Cast Iron Style


















# 112mm Half Round System

Compatible with 68mm Round Downpipe Fittings.

Standard: BS EN 607,  
BS EN 12200 -1, BS EN 1462



Product	Colour	Code
<b>Gutter</b>		
	2m 	RG2
	3m 	RG3
	4m 	RG4
<b>Angle 90°</b>		
		RA1
<b>Angle 135°</b>		
		RA2
<b>Adjustable Angle 50°- 156°</b>		
		RA3
<b>Angle - Any Angle</b>		
		RA9
FloPlast will fabricate any non-standard angle to special order.		
<b>Running Outlet</b>		
		RO1
<b>Stopend Outlet</b>		
		RO2















Product	Colour	Code
<b>External Stopend</b>		
		RE1
<b>Internal Stopend</b>		
		RE2
<b>Fascia Bracket</b>		
		RK1
<b>Union Bracket</b>		
		RU1
<b>R/H Half Round to Cast Iron Ogee Gutter Adaptor</b>		
		RD3
<b>L/H Half Round to Cast Iron Ogee Gutter Adaptor</b>		
		RD4
<b>Half Round to Half Round Cast Iron Adaptor</b>		
		16.28
<b>Compressed Silicone Lubricant Spray (40ml)</b>		
	N/A	SL40
















# 68mm Round Downpipe Fittings

Compatible with Half Round, Square Line, Niagara Ogee or Hi-Cap.

Standard: BS EN 12200 -1



Product	Colour	Code
<b>Pipe</b>		
	2.5m 	RP2.5
	4m 	RP4
	5.5m 	RP5.5
<b>92 1/2° Offset Bend</b>		
		RB1
<b>112 1/2° Offset Bend</b>		
		RB2
<b>Shoe</b>		
		RB3
<b>Shoe with Fixing Lugs</b>		
		RB4
RB4 must be used in conjunction with RC4 and RS2.		
<b>Pipe Socket</b>		
		RS1









Product	Colour	Code
<b>Pipe Socket with Fixing Lugs</b>		
		RS2
RS2 must be used in conjunction with RC4 and RB4.		
<b>Pipe Clip</b>		
		RC1
<b>Single Fix Pipe Clip</b>		
		RC3
<b>Pipe Clip with Fixing Lugs</b>		
		RC4
RC4 must be used in conjunction with RS2 and RB4.		
<b>67 1/2° Branch</b>		
		RY1
<b>Access Pipe</b>		
 		RX1
<b>Universal Hopper (Square/68mm Round)</b>		
		RHS1
Connects to 65mm square & 68mm round downpipe		









# 114mm Square Line System

Compatible with FloPlast 65mm Square Downpipe Fittings.

Standard: BS EN 607,  
BS EN 12200 -1, BS EN 1462



Product	Colour	Code
<b>Gutter</b>		
	2m	<b>B W BR</b> RGS2
	3m	<b>B W BR AG</b> RGS3
	4m	<b>B W BR AG</b> RGS4
<b>Angle 90°</b>		
	<b>B W BR AG</b>	RAS1
<b>Angle 135°</b>		
	<b>B W BR AG</b>	RAS2
<b>Adjustable Angle 50°- 156°</b>		
	<b>B W BR</b>	RAS3
<b>Angle - Any Degree</b>		
	<b>B W BR AG</b>	RAS9
FloPlast will fabricate any non-standard angle to special order.		
<b>Running Outlet</b>		
	<b>B W BR AG</b>	ROS1
<b>Stopend Outlet</b>		
	<b>B W BR AG</b>	ROS2
<b>External Stopend</b>		
	<b>B W BR AG</b>	RES1









Product	Colour	Code
<b>Internal Stopend</b>		
	<b>B W BR AG</b>	RES2
<b>Fascia Bracket</b>		
	<b>B W BR AG</b>	RKS1
<b>Union Bracket</b>		
	<b>B W BR AG</b>	RUS1
<b>Round to Square Gutter Adaptor</b>		
	<b>B W BR</b>	RDS1
<b>R/H Square to Cast Iron Ogee Gutter Adaptor</b>		
	<b>B W BR</b>	RDS3
<b>L/H Square to Cast Iron Ogee Gutter Adaptor</b>		
	<b>B W BR</b>	RDS4
<b>Half Round Cast Iron to Square Gutter Adaptor</b>		
	<b>B W BR</b>	RDS5
<b>Compressed Silicone Lubricant Spray (40ml)</b>		
	N/A	SL40










# 65mm Square Downpipe Fittings

Compatible with Square Line or Niagara Ogee Guttering Systems.

Standard: BS EN 12200 -1



Product	Colour	Code
<b>Pipe</b>		
	2.5m	<div><div>B</div><div>W</div><div>BR</div><div>AG</div></div> RPS2.5
	4m	<div><div>B</div><div>W</div><div>BR</div><div>AG</div></div> RPS4
	5.5m	<div><div>B</div><div>W</div><div>BR</div><div>AG</div></div> RPS5.5
<b>92 1/2° Offset Bend</b>		
	<div><div>B</div><div>W</div><div>BR</div><div>AG</div></div>	RBS1
<b>112 1/2° Offset Bend</b>		
	<div><div>B</div><div>W</div><div>BR</div><div>AG</div></div>	RBS2
<b>Shoe</b>		
	<div><div>B</div><div>W</div><div>BR</div><div>AG</div></div>	RBS3
<b>Shoe with Fixing Lugs</b>		
	<div><div>B</div><div>W</div></div>	RBS4
RBS4 must be used in conjunction with RCS4 and RSS2.		
<b>Adjustable Offset Bend</b>		
	<div><div>B</div><div>W</div><div>BR</div></div>	RBS5
<b>67 1/2° Branch</b>		
	<div><div>B</div><div>W</div><div>BR</div><div>AG</div></div>	RYS1
<b>Square to Round Downpipe Adaptor</b>		
	<div><div>B</div><div>W</div><div>BR</div><div>AG</div></div>	RDS2
Connects to 68mm round downpipe		


Product	Colour	Code
<b>Pipe Socket</b>		
	<div><div>B</div><div>W</div><div>BR</div><div>AG</div></div>	RSS1
<b>Pipe Socket with Fixing Lugs</b>		
	<div><div>B</div><div>W</div></div>	RSS2
RSS2 must be used in conjunction with RCS4 and RBS4		
<b>Pipe Clip</b>		
	<div><div>B</div><div>W</div><div>BR</div><div>AG</div></div>	RCS1
<b>Flush Pipe Clip</b>		
	<div><div>B</div><div>W</div><div>BR</div><div>AG</div></div>	RCS2
<b>Single Fix Pipe Clip</b>		
	<div><div>B</div><div>W</div><div>BR</div><div>AG</div></div>	RCS3
<b>Pipe Clip with Fixing Lugs</b>		
	<div><div>B</div><div>W</div></div>	RCS4
RCS4 must be used in conjunction with RBS4 and RSS2.		
<b>Square Access Pipe</b>		
 	<div><div>B</div><div>W</div><div>BR</div><div>AG</div></div>	RXS1
<b>Universal Hopper (65mm Square/68mm Round)</b>		
	<div><div>B</div><div>W</div><div>BR</div><div>G</div><div>AG</div></div>	RHS1
Connects to 65mm square & 68mm round downpipe		






# 110mm Niagara Ogee System

Use with 68mm Round, 65mm Square or 80mm Round Downpipe.

Standard: BS EN 607,  
BS EN 12200 -1, BS EN 1462



Product	Colour	Code
<b>4m Gutter</b>		
	<b>B</b> <b>W</b> <b>BR</b> <b>AG</b>	RGN4
<b>90° Internal Angle</b>		
	<b>B</b> <b>W</b> <b>BR</b> <b>AG</b>	RAN1
<b>90° External Angle</b>		
	<b>B</b> <b>W</b> <b>BR</b> <b>AG</b>	RAN2
<b>135° Internal Angle</b>		
	<b>B</b> <b>W</b> <b>BR</b> <b>AG</b>	RAN3
<b>135° External Angle</b>		
	<b>B</b> <b>W</b> <b>BR</b> <b>AG</b>	RAN4
<b>Angle - Any Degree</b>		
	<b>B</b> <b>W</b> <b>BR</b> <b>AG</b>	RAN9
FloPlast will fabricate any non-standard angle to special order.		
<b>Multi Fit Running Outlet - 65mm Square/68mm Round</b>		
	<b>B</b> <b>W</b> <b>BR</b> <b>AG</b>	RON1
<b>65mm Square L/H Stopend Outlet</b>		
	<b>B</b> <b>W</b> <b>BR</b> <b>AG</b>	RON2

Product	Colour	Code
<b>65mm Square R/H Stopend Outlet</b>		
	<b>B</b> <b>W</b> <b>BR</b> <b>AG</b>	RON3
<b>80mm Round Running Outlet</b>		
	<b>B</b> <b>W</b> <b>BR</b> <b>AG</b>	RON4
<b>80mm Round L/H Stopend Outlet</b>		
	<b>B</b> <b>W</b> <b>BR</b>	RON5
<b>80mm Round R/H Stopend Outlet</b>		
	<b>B</b> <b>W</b> <b>BR</b>	RON6
<b>L/H External Stopend</b>		
	<b>B</b> <b>W</b> <b>BR</b> <b>AG</b>	REN1
<b>R/H External Stopend</b>		
	<b>B</b> <b>W</b> <b>BR</b> <b>AG</b>	REN2
<b>L/H Internal Stopend</b>		
	<b>B</b> <b>W</b> <b>BR</b>	REN3
<b>R/H Internal Stopend</b>		
	<b>B</b> <b>W</b> <b>BR</b>	REN4

Product	Colour	Code
<b>Fascia Bracket</b>		
	<b>B</b> <b>W</b> <b>BR</b> <b>AG</b>	RKN1
<b>Top Hung Fascia Bracket</b>		
	<b>B</b> <b>W</b> <b>BR</b>	RKN2
<b>Union Bracket</b>		
	<b>B</b> <b>W</b> <b>BR</b> <b>AG</b>	RUN1
<b>Niagara to Half Round R/H Gutter Adaptor</b>		
	<b>B</b> <b>W</b> <b>BR</b>	RNR3
<b>Niagara to Half Round L/H Gutter Adaptor</b>		
	<b>B</b> <b>W</b> <b>BR</b>	RNR4
<b>Niagara to Square R/H Gutter Adaptor</b>		
	<b>B</b> <b>W</b> <b>BR</b>	RNS3
<b>Niagara to Square L/H Gutter Adaptor</b>		
	<b>B</b> <b>W</b> <b>BR</b>	RNS4











# 115mm Hi-Cap System

Compatible with 68mm or 80mm Round Downpipe.

Standard: BS EN 607,  
BS EN 12200 -1, BS EN 1462












Product	Colour	Code
<b>4m Gutter</b>		
	<b>B</b> <b>W</b> <b>BR</b> <b>G</b> <b>AG</b>	RGH4
<b>90° Angle</b>		
	<b>B</b> <b>W</b> <b>BR</b> <b>G</b> <b>AG</b>	RAH1
<b>135° Angle</b>		
	<b>B</b> <b>W</b> <b>BR</b> <b>G</b> <b>AG</b>	RAH2
<b>Angle - Any Degree</b>		
	<b>B</b> <b>W</b> <b>BR</b> <b>G</b> <b>AG</b>	RAH9
FloPlast will fabricate any non-standard angle to special order.		
<b>68mm Running Outlet</b>		
	<b>B</b> <b>W</b> <b>BR</b> <b>G</b> <b>AG</b>	ROH1
<b>80mm Running Outlet</b>		
	<b>B</b> <b>W</b> <b>BR</b> <b>G</b> <b>AG</b>	ROH4
<b>68mm Stopend Outlet</b>		
	<b>B</b> <b>W</b> <b>BR</b> <b>G</b> <b>AG</b>	ROH2
<b>External Stopend</b>		
	<b>B</b> <b>W</b> <b>BR</b> <b>G</b> <b>AG</b>	REH1







Product	Colour	Code
<b>Internal Stopend</b>		
	<b>B</b> <b>W</b> <b>BR</b> <b>G</b> <b>AG</b>	REH2
<b>Fascia Bracket</b>		
	<b>B</b> <b>W</b> <b>BR</b> <b>G</b> <b>AG</b>	RKH1
<b>Top Hung Fascia Bracket</b>		
	<b>B</b> <b>W</b>	RKH2
<b>Union Bracket</b>		
	<b>B</b> <b>W</b> <b>BR</b> <b>G</b> <b>AG</b>	RUH1
<b>Floating Union Bracket</b>		
	<b>B</b> <b>W</b>	RUH2
<b>Half Round to Hi-Cap Gutter Adaptor</b>		
	<b>B</b> <b>W</b> <b>BR</b>	RHR3
<b>Square Line to Hi-Cap Gutter Adaptor</b>		
	<b>B</b> <b>W</b> <b>BR</b>	RHS3
<b>Compressed Silicone Lubricant Spray (40ml)</b>		
	N/A	SL40

# 80mm Round Downpipe Fittings

Compatible with Niagara Ogee or Hi-Cap Systems.

Product	Colour	Code
4m Pipe		
	<div><div>B</div><div>W</div><div>BR</div><div>G</div><div>AG</div></div>	RPH4
92 1/2° Offset Bend		
	<div><div>B</div><div>W</div><div>BR</div><div>G</div><div>AG</div></div>	RBH1
112 1/2° Offset Bend		
	<div><div>B</div><div>W</div><div>BR</div><div>G</div><div>AG</div></div>	RBH2
Shoe		
	<div><div>B</div><div>W</div><div>BR</div><div>G</div><div>AG</div></div>	RBH3
Single Fix Pipe Clip		
	<div><div>B</div><div>W</div><div>BR</div><div>G</div><div>AG</div></div>	RCH3
67 1/2° Branch		
	<div><div>B</div><div>W</div><div>BR</div><div>G</div><div>AG</div></div>	RYH1
Pipe Socket		
	<div><div>B</div><div>W</div><div>BR</div><div>G</div><div>AG</div></div>	RSH1
Hopper (80mm Round)		
	<div><div>B</div><div>W</div><div>BR</div><div>G</div><div>AG</div></div>	RHH1
80mm x 110mm Adaptor (£/unit)		
	N/A	D97

# Spare Gutter Seals

Product	Code
Half Round Gutter Seal	
	RRS1
Square Line Gutter Seal	
	RRSS1
Hi-Cap Gutter Seal	
	RRHS1
Niagara Ogee Gutter Seal	
	RRNS1
MiniFlo Gutter Seal	
	RRMS1
XtraFlo Gutter Seal	
	RRXS1

# Spare Gutter Clips

Product	Colour	Code
Half Round Gutter Clip		
	<div><div>B</div><div>W</div><div>BR</div><div>G</div><div>AG</div></div>	RRC1
Square Line Gutter Clip		
	<div><div>B</div><div>W</div><div>BR</div><div>G</div><div>AG</div></div>	RRSC1
Hi-Cap Gutter Clip		
	<div><div>B</div><div>W</div><div>BR</div><div>G</div><div>AG</div></div>	RRHC1
Niagara Ogee Gutter Clip		
	<div><div>B</div><div>W</div><div>BR</div><div>AG</div></div>	RRNC1
XtraFlo Gutter Clip		
	<div><div>B</div><div>W</div><div>G</div></div>	RRXC1

# 76mm MiniFlo System

Compatible with 50mm Round Downpipe.

Standard: BS EN 607, BS EN 12200 -1, BS EN 1462

Product	Colour	Code
2m Gutter		
	<div>B</div> <div>W</div> <div>BR</div> <div>G</div> <div>AG</div>	RGM2
90° Angle		
	<div>B</div> <div>W</div> <div>BR</div> <div>G</div> <div>AG</div>	RAM1
135° Angle		
	<div>B</div> <div>W</div> <div>BR</div> <div>G</div> <div>AG</div>	RAM2
Running Outlet		
	<div>B</div> <div>W</div> <div>BR</div> <div>G</div> <div>AG</div>	ROM1
Stopend Outlet		
	<div>B</div> <div>W</div> <div>BR</div> <div>G</div> <div>AG</div>	ROM2
Stopend		
	<div>B</div> <div>W</div> <div>BR</div> <div>G</div> <div>AG</div>	REM1
Fascia Bracket		
	<div>B</div> <div>W</div> <div>BR</div> <div>G</div> <div>AG</div>	RKM1
Union Bracket		
	<div>B</div> <div>W</div> <div>BR</div> <div>G</div> <div>AG</div>	RUM1



### MiniFlo System Benefits:



Save Time



Save Money






Save Water

... and reduce your carbon footprint with FloPlast's MiniFlo Half Shed Pack, including a Rainwater Diverter.

Perfect to use with FloPlast's EcoFlo Water Butt Range.





## 50mm Round Downpipe Fittings

To be used in conjunction with FloPlast 76mm MiniFlo System.

Product	Colour	Code
2m Pipe		
	<div>B</div> <div>W</div> <div>BR</div> <div>G</div> <div>AG</div>	RPM2
92 1/2° Offset Bend		
	<div>B</div> <div>W</div> <div>BR</div> <div>G</div> <div>AG</div>	RBM1
112 1/2° Offset Bend		
	<div>B</div> <div>W</div> <div>BR</div> <div>G</div> <div>AG</div>	RBM2



# EcoFlo Diverters & Storage









Product	Colour	Code
Shoe		
	<div> <div>B</div> <div>W</div> <div>BR</div> <div>G</div> <div>AG</div> </div>	RBM3
Single Fix Pipe Clip		
	<div> <div>B</div> <div>W</div> <div>BR</div> <div>G</div> <div>AG</div> </div>	RCM1
67 1/2° Branch		
	<div> <div>B</div> <div>W</div> <div>BR</div> <div>G</div> <div>AG</div> </div>	RYM1
Pipe Socket		
	<div> <div>B</div> <div>W</div> <div>BR</div> <div>G</div> <div>AG</div> </div>	RSM1

## MiniFlo Half Shed Pack

Product	Colour	Code
Half Shed Pack		
	<div> <div>B</div> <div>AG</div> </div>	MS1









### This Pack Includes:

2x 1m Gutter, 1x Union Bracket, 2x Fascia Bracket, 1x External Stopend, 1x Stopend Outlet, 2x 1m Downpipe, 2x Offset Bend, 2x Pipe Clip and 1x MiniFlo Diverter.

Product	Colour	Code
65mm Square & 68mm Round Rainwater Diverter		
	<div> <div>B</div> <div>W</div> <div>BR</div> <div>G</div> <div>AG</div> </div>	RVS1
80mm Round Rainwater Diverter		
	<div> <div>B</div> <div>W</div> <div>BR</div> <div>G</div> </div>	RVH1
MiniFlo 50mm Round Rainwater Diverter		
	<div> <div>B</div> <div>W</div> <div>BR</div> <div>G</div> <div>AG</div> </div>	RVM1
Connector Kit		
	<div> <div>B</div> <div>W</div> </div>	RVS2
100L Slim Water Butt (Black)		
	N/A	WB100
100L Slim Water Butt Stand		
	N/A	ST100
210L Water Butt (Black)		
	N/A	WB200
210L Slim Water Butt Stand		
	N/A	ST200











# 170mm XtraFlo System

To be used in conjunction with 110mm Round Downpipe.

Product	Colour	Code
4m Gutter		
	<div>B</div> <div>W</div> <div>G</div>	RGX4
90° Angle		
	<div>B</div> <div>W</div> <div>G</div>	RAX1
Angle - Any Degree		
	<div>B</div> <div>W</div> <div>G</div>	RAX9
Running Outlet		
	<div>B</div> <div>W</div> <div>G</div>	ROX1
Fascia Bracket		
	<div>B</div> <div>W</div> <div>G</div>	RKX1
Union Bracket		
	<div>B</div> <div>W</div> <div>G</div>	RUX1
External Stopend		
	<div>B</div> <div>W</div> <div>G</div>	REX1
Internal Stopend		
	<div>B</div> <div>W</div> <div>G</div>	REX2

# 110mm Round Downpipe Fittings

To be used in conjunction with FloPlast 170mm XtraFlo System.

Product	Colour	Code
Plain Ended Pipe		
	3m <div>B</div> <div>W</div> <div>G</div>	SP1
	4m <div>B</div> <div>G</div>	SP2
Single Socket Pipe		
	1m <div>B</div> <div>W</div> <div>G</div>	SP8
	2.5m <div>B</div> <div>G</div>	SP7
	3m <div>B</div> <div>W</div> <div>G</div>	SP3
	4m <div>B</div> <div>W</div> <div>G</div>	SP4
Shoe		
	<div>B</div> <div>W</div> <div>G</div>	SP171
Pipe Clip		
	<div>B</div> <div>W</div> <div>G</div>	SP82
Offset Bend 135° (45°) - Ring Seal Top/Solvent Bottom		
	<div>B</div> <div>W</div> <div>G</div>	SP440
Offset Bend 135° (45°) - Spigot/Solvent Socket		
	<div>B</div> <div>W</div> <div>G</div>	SP435
XtraFlo Hopper (110mm Round)		
	<div>B</div> <div>W</div> <div>G</div>	RHX1
92 1/2° Soil Pipe Branch		
	<div>B</div> <div>W</div> <div>G</div>	SP190
92 1/2° Soil Pipe Access Bend		
	<div>B</div> <div>W</div> <div>G</div>	SP169
Socket/Spigot Access Pipe		
	<div>B</div> <div>W</div> <div>G</div>	SP274

# 'Cast Iron' Style Rainwater Systems











Standard: BS EN 607, BS EN 12200 -1, BS EN 1462




The FloPlast 'Cast Iron' Style Rainwater systems offer the authentic look of Cast Iron with all the benefits of PVC. The perfect complement to our 'Cast Iron' Style 110mm Ring Seal Soil System



# 'Cast Iron' Style 112mm Half Round System

Compatible with 68mm Round Downpipe Fittings.





Product	Colour	Code
112mm Half Round Gutter		
	ci	RG2
	ci	RG4
112mm Half Round Angle 90°		
	ci	RA1
Angle 135°		
	ci	RA2
Angle - Any Angle		
	ci	RA9
FloPlast will fabricate any non-standard angle to special order.		
Running Outlet		
	ci	RO1
Stopend Outlet		
	ci	RO2
External Stopend		
	ci	RE1
Internal Stopend		
	ci	RE2
Fascia Bracket		
	ci	RK1
Union Bracket		
	ci	RU1

Product	Colour	Code
R/H Half Round to Cast Iron Ogee Gutter Adaptor		
	ci	RD3
L/H Half Round to Cast Iron Ogee Gutter Adaptor		
	ci	RD4
Half Round to Half Round Cast Iron Adaptor		
	ci	RD5

# 'Cast Iron' Style 115mm Hi-Cap System






Compatible with 68mm Round Downpipe.





Product	Colour	Price
4m Gutter		
	ci	RGH4
90° Angle		
	ci	RAH1
135° Angle		
	ci	RAH2
Angle - Any Degree		
	ci	RAH9
FloPlast will fabricate any non-standard angle to special order.		
68mm Running Outlet		
	ci	ROH1
68mm Stopend Outlet		
	ci	ROH2

Product	Colour	Code
<b>External Stopend</b>		
	cl	REH1
<b>Internal Stopend</b>		
	cl	REH2
<b>Fascia Bracket</b>		
	cl	RKH1
<b>Union Bracket</b>		
	cl	RUH1

## 'Cast Iron' Style 68mm Round Downpipe Fittings

Standard: BS EN 12200 -1

Product	Colour	Code
<b>2.5m Pipe</b>		
	cl	RP2.5
<b>92 1/2° Offset Bend</b>		
	cl	RB8
<b>112 1/2° Offset Bend</b>		
	cl	RB6
<b>Shoe with Fixing Lugs</b>		
	cl	RB4
Requires 2 x FC50 fixings. See page 35.		
<b>Pipe Clip</b>		
	cl	RC4
Requires 2 x FC50 fixings. See page 35.		

Product	Colour	Code
<b>Pipe Socket</b>		
	cl	RS2
Requires 2 x FC50 fixings. See page 35.		
<b>67 1/2° Branch</b>		
	cl	RY1
<b>Access Pipe</b>		
 	cl	RX1

## Spare Gutter Seals

Product	Code
<b>Half Round Gutter Seal</b>	
	RRS1
<b>Niagara Ogee Gutter Seal</b>	
	RRNS1
<b>Hi-Cap Gutter Seal</b>	
	RRHS1

## Spare Gutter Clips

Product	Colour	Code
<b>Half Round Gutter Clip</b>		
	cl	RRC1
<b>Niagara Ogee Gutter Clip</b>		
	cl	RRNC1
<b>Hi-Cap Gutter Clip</b>		
	cl	RRHC1



# 'Cast Iron' Style 110mm Niagara Ogee System



Use with 68mm Round or 65mm Square Downpipe.

Standard: BS EN 607, BS EN 12200 -1, BS EN 1462

Product	Colour	Code
4m Gutter		
	ci	RGN4
90° Internal Angle		
	ci	RAN1
90° External Angle		
	ci	RAN2
135° Internal Angle		
	ci	RAN3
135° External Angle		
	ci	RAN4
Angle - Any Degree		
	ci	RAN9
FloPlast will fabricate any non-standard angle to special order.		
Multi Fit Running Outlet - 65mm Square/68mm Round		
	ci	RON1
65mm Square L/H Stopend Outlet		
	ci	RON2
65mm Square R/H Stopend Outlet		
	ci	RON3

Product	Colour	Code
L/H External Stopend		
	ci	REN1
R/H External Stopend		
	ci	REN2
L/H Internal Stopend		
	ci	REN3
R/H Internal Stopend		
	ci	REN4
Fascia Bracket		
	ci	RKN1
Union Bracket		
	ci	RUN1

## Accessories & Fittings

Product	Colour	Code
Cast Iron Fixings - 12 Gauge x 50mm		
	ci	FC50
65mm Square & 68mm Round Rainwater Diverter		
	ci	RVS1

# 'Cast Iron' Style 65mm Square Downpipe Fittings

Compatible with 'Cast Iron' Style Niagara Ogee Guttering Systems.





Standard: BS EN 12200 -1

Product	Colour	Code
<b>2.5m Pipe</b>		
	ci	RPS2.5
<b>92 1/2° Offset Bend</b>		
	ci	RBS8
<b>112 1/2° Offset Bend</b>		
	ci	RBS6
<b>Shoe with Fixing Lugs</b>		
	ci	RBS4
RBS4 must be used in conjunction with RCS4 and RSS2. Requires 2 x FC50 fixings.		
<b>Pipe Clip with Fixing Lugs</b>		
	ci	RCS4
RCS4 must be used in conjunction with RBS4 and RSS2. Requires 2 x FC50 fixings.		
<b>Pipe Socket with Fixing Lugs</b>		
	ci	RSS2
RSS2 must be used in conjunction with RCS4 and RBS4.		
<b>67 1/2° Branch</b>		
	ci	RYS2
<b>Square to Round Downpipe Adaptor</b>		
	ci	RDS2

# 'Cast Iron' Style Hoppers

Product	Colour	Code
<b>Universal Hopper (Square/68mm Round)</b>		
	ci	RH1
<b>Ogee Hopper w/ Fixing Lugs (Square/68mm Round)</b>		
	ci	RH4
Requires 2x FC50 Fixings.		
<b>Rectangular Hopper w/ Fixing Lugs (Square/68mm Round)</b>		
	ci	RH5
Requires 2x FC50 Fixings. Product is rotationally moulded, so subject to bowing along its length up to +/- 4%.		

# Motifs for Hoppers

Product	Colour	Code
<b>Fleur-de-Lis</b>		
	55mm ci	FL55 <sup>1</sup>
	75mm ci	FL70 <sup>2</sup>
<b>Tudor Rose</b>		
	40mm ci	TR55 <sup>1</sup>
	55mm ci	TR70 <sup>2</sup>
<b>Decorative Square</b>		
	40mm ci	DS55 <sup>1</sup>
	70mm ci	DS70 <sup>2</sup>
<b>Lion's Head</b>		
	75mm ci	LH55 <sup>2</sup>
	90mm ci	LH70 <sup>2</sup>

<sup>1</sup>Motifs can be used with RH4 and RH5. <sup>2</sup>Motifs cannot be used with RH4

# Stormsaver Rainwater Harvesting


With the average home owner using around 150 litres of water per day, the Stormsaver Rainwater Harvesting System will enable the metered home owner to recycle rainwater and potentially reduce their bills by up to 50%, whilst remaining kinder to the environment.

StormSaver can also alleviate pressure on local drainage in line with Sustainable Drainage Schemes (SuDS), to help prevent flood risk.

### Benefits of using StormSaver:


- ✓ Uses over 75% less energy than other traditionally pumped Rainwater Harvesting Systems.
- ✓ Low decibel rating.
- ✓ Flow rate of 10 litres per minute (same as mains pressure).
- ✓ Compact control unit.
- ✓ Cost effective.
- ✓ Ideal for new build properties with up to 6 bedrooms.




Product	Size	Code
Stormsaver Package		
	1500L	S1500
	3000L	S3000
	5000L	S5000
	7500L	S7500


Package Includes: Underground Storage Tank, 235mm Entrance Shaft, Duty Lid, Control Panel, 1/2" Floating Suction Filter Kit, 20m 1/2" Flexible Suction Hose.

### Vehicle Duty Entrance Shaft & Lid

	635mm	VDL1
---	-------	------

### 1/2" Flexible Suction Hose


	40m	H40
---	-----	-----

Product	Size	Code
Level Sensor		
	N/A	LS1

### Identification Tape & Label Pack





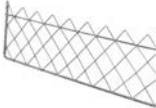

	N/A	ID1
---	-----	-----

### 110mm Non-Return Valve-Single Flap


	N/A	D550
---	-----	------

D550 is required for the Stormsaver Rainwater Harvesting System to comply with BS 8515.

## Leaf & Weather Protection

Product	Colour	Code
<b>GutterBrush Debris Eliminator (4m Length)</b>		
	B W	GB4
<b>FloGuard Leaf Protection System (5m Pack)</b>		
	B	FG1
<b>BalloonGuard Outlet Guard</b>		
	B	OG1
<b>DrainGuard</b>		
	B	DG1
<b>Snow/Tile Guard (2m Length)</b>		
	N/A	SG1
<b>Snow/Tile Guard Bracket</b>		
	N/A	SG2

## Ancillaries

Product	Colour	Code
<b>Universal Rise &amp; Fall Bracket</b>		
	N/A	RF1
<b>Rafter Bracket Top Fix</b>		
	N/A	RR1
<b>Rafter Bracket Side Fix</b>		
	N/A	RR2
<b>Compressed Silicone Lubricant Spray (40ml)</b>		
	N/A	SL40
<b>Universal Fascia Bracket Spacer (8mm)</b>		
	B W	RS9
<b>Spacer Bracket (8mm) - For 68mm Round</b>		
	B W	RC9
<b>Spacer Bracket (8mm) - For 65mm Square</b>		
	B W	RCS9
<b>Universal Rainwater Adaptor</b>		
	N/A	D96





# Soil & Waste Systems

FloPlast offer a comprehensive choice of Soil and Waste systems and products, in a range of sizes and colours, to suit all tastes and applications.

The FloPlast 'Cast Iron' Style Soil Systems offer the authentic look of Cast Iron with all the benefits of PVC. This soil system complements the well-established Half Round, Niagara & Hi-Cap 'Cast Iron' Style Rainwater Systems.

FloPlast 32/40/50mm ABS Solvent Weld, 110mm Solvent and Ring Seal Soil Products have been awarded the BSI Kitemark.



## Range Benefits



Consistent  
Colour Finish



Tough &  
Durable



Lightweight  
Design



Great Chemical  
Compatibility



# Air Admittance Valves

Standard: BS EN 12380 Attestation Level 4



Product	Colour	Code
<b>82/110mm Air Admittance Valve Push-Fit</b>		
	<b>B</b> <b>W</b> <b>G</b>	AF110
For 82mm solvent connection, remove seal from 110mm push-fit.		
<b>110mm Air Admittance Valve Solvent</b>		
	<b>B</b> <b>W</b> <b>G</b>	AV110
<b>82/110mm External Air Admittance Valve</b>		
	<b>B</b> <b>W</b> <b>G</b> <b>AG</b>	AX110
For 82mm solvent connection, remove seal from 110mm push-fit.		
<b>32/40/50mm Air Admittance Valve Solvent</b>		
	<b>W</b>	AF32
<b>32mm Air Admittance Valve Compression</b>		
	<b>W</b>	AV32
<b>40mm Air Admittance Valve Compression</b>		
	<b>W</b>	AV40
<b>50mm Air Admittance Valve Compression</b>		
	<b>W</b>	AV50

# Soil-WC Connectors

Standard: BS EN 1329-1, BS 5627

Product	Colour	Code
<b>Swan Neck Connector</b>		
	<b>W</b>	SP100
<b>Straight Connector</b>		
	<b>W</b>	SP101
<b>Offset Connector</b>		
	<b>W</b>	SP102
<b>90° Bend Connector</b>		
	<b>W</b>	SP103
<b>250mm Extension Connector</b>		
	<b>W</b>	SP104
<b>Flexible Connector</b>		
	<b>W</b>	SP106
<b>14° Connector</b>		
	<b>W</b>	SP108

# 110 mm Ring Seal Soil Systems








Standard: BS EN 1329-1, BS EN 1453-1

Product	Colour	Code
Plain Ended Pipe (Bale Qty 50) (£/unit)		
	3m <div>B W G AG</div>	SP1
	4m <div>B G</div>	SP2
Single Socket Pipe (Bale Qty 50) (£/unit)		
	1m <div>B W G</div>	SP8
	2.5m <div>B G</div>	SP7
	3m <div>B W G AG</div>	SP3
	4m <div>B W G</div>	SP4
Pipe Clip		
	<div>B W G AG</div>	SP82
Socket Clip		
	<div>B G</div>	SP83
Double Socket Pipe Coupling		
	<div>B W G AG</div>	SP105
Can be used as a Slip Coupler with removal of centre tabs.		
Single Socket Pipe Coupling		
	<div>B W G AG</div>	SP124
Socket/Spigot Access Pipe		
	<div>B W G AG</div>	SP274

Product	Colour	Code
Socket/Solvent Socket Access Pipe		
	<div>B G</div>	SP275
92 1/2° (87 1/2°) Socket/Spigot Bend		
	<div>B W G AG</div>	SP161
92 1/2° (87 1/2°) Double Socket Bend		
	<div>B W G AG</div>	SP561
112 1/2° (67 1/2°) Socket/Spigot Bend		
	<div>B W G</div>	SP162
135° (45°) Socket/Spigot Bend		
	<div>B W G AG</div>	SP163
135° (45°) Double Socket		
	<div>B W G AG</div>	SP563
92 1/2° (87 1/2°) Access Bend		
	<div>B W G AG</div>	SP169

# 110mm Ring Seal Soil Systems








Product	Colour	Code
<b>Adjustable Bend 0-90°</b>		
	<div>BWGA</div>	SP560
SP560 is made of PP, therefore it isn't suitable for Solvent Weld.		
<b>Ring Seal Top/Solvent Bottom Offset Bend 135° (45°)</b>		
	<div>BWG</div>	SP440
<b>Spigot/Solvent Socket Offset Bend 135° (45°)</b>		
	<div>BWG</div>	SP435
<b>92 1/2° (87 1/2°) Branch</b>		
	<div>BWGA</div>	SP190
<b>112 1/2° (67 1/2°) Branch</b>		
	<div>BWG</div>	SP200
<b>135° (45°) Branch</b>		
	<div>BWG</div>	SP210
<b>92 1/2° (87 1/2°) Double Branch</b>		
	<div>BWGA</div>	SP230









Product	Colour	Code
<b>92 1/2° (87 1/2°) Corner Branch</b>		
	<div>BWG</div>	SP232
Please note that the SP232 will be made to order.		
<b>92 1/2° (87 1/2°) Access Branch</b>		
	<div>BWG</div>	SP502
<b>Screwed Access Cap</b>		
	<div>BWGA</div>	SP292
<b>Socket Plug</b>		
	<div>BWGA</div>	SP296
<b>Strap Boss</b>		
	<div>BWGA</div>	SP319
<b>Socket/Spigot Boss Pipe</b>		
	<div>BWG</div>	SP581
<b>Socket/Solvent Socket Boss Pipe</b>		
	<div>BG</div>	SP582



# Ring Seal Reducers & Adaptors

Standard: BS EN 1329-1, BS EN 1453-1

Product	Colour	Code
<b>Short Boss Pipe</b>		
	B W G AG	SP583
<b>Soil Manifold - 32/40/50mm Connections</b>		
	B G	SP588
<b>Weathering Collar</b>		
	B W G	SP300
<b>Vent Terminal</b>		
	B W G AG	SP302
<b>Extract Cowl</b>		
	B W G	SP310
<b>Weathering Slate 500x600mm</b>		
	N/A	SP320
<b>110mm Fire Protection Collar</b>		
	N/A	FC110

Product	Colour	Code
<b>Boss Adaptor - Rubber Push-Fit</b>		
	32mm N/A	SP10
	40mm N/A	SP11
	50mm N/A	SP12
<b>Solvent Boss Adaptor</b>		
	32mm B W G AG	SP20
	40mm B W G AG	SP21
	50mm B W G	SP22
<b>110mm to 32/40/50mm Waste Adaptor</b>		
	B W G	SP95
Use with an appropriate Boss Adaptor.		
<b>110x68mm Rainwater Reducer</b>		
	B W G	SP96
<b>110x82mm Soil Reducer</b>		
	G	SP97
<b>Universal Waste Adaptor - 32/40/50mm</b>		
	N/A	D95
<b>Drain Connector</b>		
	B G	SP107
<b>Universal Pipe Connector - Adapt to Soil/Clay/Drainage</b>		
	B G	SP140

# 'Cast Iron' Style 110 mm Ring Seal Soil Systems



Standard: BS EN 1329-1, BS EN 1453-1



The FloPlast 'Cast Iron' Style Rainwater and Soil Systems offer the authentic look of Cast Iron with all the benefits of PVC.

This soil system complements the well-established Half Round, Niagara & Hi-Cap 'Cast Iron' Style Rainwater Systems.



'Cast Iron' Style Double Branch with Socket Shroud








Product	Colour	Code
1.8m Plain Ended Pipe		
	ci	SP9
110mm Pipe Coupling		
	ci	SP115
The 110mm Pipe Coupling requires 2 x FC65 Fixings.		

Product	Colour	Code
Pipe Clip		
	ci	SP84
The Pipe Clip requires 2 x FC65 Fixings.		
Cast Iron Fixings (£ Price per Bag of 10)		
	ci	FC65

# 'Cast Iron' Style 110mm Ring Seal Soil Systems

Standard: BS EN 1329-1, BS EN 1453-1

Product	Colour	Code
<b>8mm Pipe Spacer Bracket</b>		
	CI	SP89
<b>92 1/2° (87 1/2°) Socket/Spigot Bend with Socket Shroud</b>		
	CI	SP161
<b>92 1/2° (87 1/2°) Double Socket Bend with Socket Shroud</b>		
	CI	SP561
<b>135° (45°) Socket/Spigot Bend with Socket Shroud</b>		
	CI	SP163
<b>135° (45°) Double Socket Bend with Socket Shroud</b>		
	CI	SP563
<b>92 1/2° (87 1/2°) Access Bend with Socket Shroud</b>		
	CI	SP169
<b>92 1/2° (87 1/2°) Branch &amp; Socket Shroud with Side Bosses</b>		
	CI	SP190
<b>92 1/2° (87 1/2°) Branch &amp; Socket Shroud without Side Bosses</b>		
	CI	SP192

Product	Colour	Code
<b>92 1/2° (87 1/2°) Double Branch with Socket Shroud</b>		
	CI	SP230
<b>Socket/Spigot Access Pipe with Socket Shroud</b>		
	CI	SP274
<b>Socket/Spigot Boss Pipe with Socket Shroud</b>		
	CI	SP581
<b>Strap Boss</b>		
	CI	SP319
Use Solvent Cement with caution, or use external Silicone Sealant.		
<b>110mm Vent Terminal</b>		
	CI	SP302
<b>110mm Weathering Collar</b>		
	CI	SP300
<b>Weathering Slate 500x600mm</b>		
	N/A	SP320



# 110mm Solvent Soil Systems

Standard: BS EN 1329-1, BS EN 1453-1



Product	Colour	Code
<b>Pipe - Plain Ended</b>		
	3m	  SS1
	4m	  SS2
<b>Pipe Clip</b>		
	 	SS82
<b>Double Socket Pipe Coupling</b>		
	 	SS106
<b>Single Socket Solvent/Ring Seal Pipe Coupling</b>		
	 	SS107
<b>135° (45°) Ring Seal Top Solvent Bottom Offset Bend</b>		
	 	SS440
<b>135° (45°) Spigot/Socket Offset Bend</b>		
	 	SS435
<b>92 1/2° (87 1/2°) Double Socket Bend</b>		
	 	SS561
<b>135° (45°) Double Socket Bend</b>		
	 	SS563

Product	Colour	Code
<b>90° Spigot/Socket Bend</b>		
	 	SS168
<b>92 1/2° (87 1/2°) Double Socket Access Bend</b>		
	 	SS569
<b>92 1/2° (87 1/2°) Triple Socket Branch</b>		
	 	SS191
<b>135° (45°) Triple Socket Branch</b>		
	 	SS211
<b>92 1/2° (87 1/2°) Triple Socket Access Branch</b>		
	 	SS503
<b>Vent Terminal</b>		
	 	SS302
<b>Short Boss Pipe</b>		
	 	SS583
<b>Strap Boss</b>		
	 	SS319


# 110 mm Solvent Soil Systems

Standard: BS EN 1329-1, BS EN 1453-1

Product	Colour	Code
<b>Boss Adaptor</b>		
	32mm	  SS20
	40mm	  SS21
<b>Double Socket Access Pipe</b>		
	 	SS275
<b>Screwed Access Cap</b>		
	 	SS292































































Use FloPlast's Solvent Cement when installing any Solvent Weld Pipe & Fittings, see page 51.



# ABS Solvent Weld Waste Systems

Standard: BS EN 1455-1

Product	Size	Colour	Code
<b>3m Wastepipe</b>			
	32mm	   	WS01
	40mm	   	WS02
	50mm	  	WS03
<b>Straight Coupling</b>			
	32mm	   	WS07
	40mm	   	WS08
	50mm	  	WS09
<b>90° Bend</b>			
	32mm	   	WS10
	40mm	   	WS11
	50mm	  	WS12
<b>92 1/2° (87 1/2°) Bend</b>			
	32mm	   	WS14
	40mm	   	WS15
	50mm	  	WS16
<b>135° (45°) Bend</b>			
	32mm	   	WS18
	40mm	   	WS19
	50mm	  	WS20





# ABS Solvent Weld Waste Systems


Standard: BS EN 1455-1



Product	Size	Colour	Code
<b>Tee</b>			
	32mm	<b>B</b> <b>W</b> <b>G</b> <b>AG</b>	WS22
	40mm	<b>B</b> <b>W</b> <b>G</b> <b>AG</b>	WS23
	50mm	<b>B</b> <b>W</b> <b>G</b>	WS24

Please note the dimensions of WS22 changed from January 2023, see our website for more details.


## 90° Conversion Bend

	32mm	<b>B</b> <b>W</b> <b>G</b> <b>AG</b>	WS26
	40mm	<b>B</b> <b>W</b> <b>G</b> <b>AG</b>	WS27
	50mm	<b>B</b> <b>W</b> <b>G</b>	WS28

## 135° (45°) Conversion Bend

	32mm	<b>B</b> <b>W</b> <b>G</b>	WS76
	40mm	<b>B</b> <b>W</b> <b>G</b>	WS77


## Access Plug

	32mm	<b>B</b> <b>W</b> <b>G</b> <b>AG</b>	WS30
	40mm	<b>B</b> <b>W</b> <b>G</b> <b>AG</b>	WS31
	50mm	<b>B</b> <b>W</b> <b>G</b>	WS32

## Pipe Clip

	32mm	<b>B</b> <b>W</b> <b>G</b> <b>AG</b>	WS34
	40mm	<b>B</b> <b>W</b> <b>G</b> <b>AG</b>	WS35
	50mm	<b>B</b> <b>W</b> <b>G</b>	WS36

## 135° (45°) Branch

	32mm	<b>W</b>	WS42
	40mm	<b>W</b> <b>G</b>	WS43

Product	Size	Colour	Code
<b>Reducer</b>			
	40 x 32mm	<b>B</b> <b>W</b> <b>G</b> <b>AG</b>	WS38
	50 x 32mm	<b>B</b> <b>W</b> <b>G</b> <b>AG</b>	WS39
	50 x 40mm	<b>B</b> <b>W</b> <b>G</b>	WS40


## Level Invert Reducer

	40 x 32mm	<b>W</b>	WS50
---	-----------	----------	------


## 90 1/2° (87 1/2°) Cross Tee

	40mm	<b>W</b>	WS58
---	------	----------	------


## Tank Connector

	32mm	<b>W</b> <b>G</b>	WS60
	40mm	<b>W</b> <b>G</b>	WS61

## Male Adaptor

	32mm	<b>W</b>	WS63
	40mm	<b>W</b>	WS64

## Female Adaptor

	32mm	<b>W</b>	WS66
	40mm	<b>W</b>	WS67



Use FloPlast's Solvent Cement when installing any Solvent Weld Pipe & Fittings, see page 51.

# Push-Fit Waste Systems

Standard: BS EN 1451-1

Product	Size	Colour	Code
<b>3m Wastepipe</b>			
	32mm	<span>B</span> <span>W</span> <span>G</span>	WP01
	40mm	<span>B</span> <span>W</span> <span>G</span>	WP02
	50mm	<span>G</span>	WP03
<b>Straight Coupling</b>			
	32mm	<span>B</span> <span>W</span> <span>G</span>	WP07
	40mm	<span>B</span> <span>W</span> <span>G</span>	WP08
	50mm	<span>G</span>	WP09
<b>90° Bend</b>			
	32mm	<span>B</span> <span>W</span> <span>G</span>	WP10
	40mm	<span>B</span> <span>W</span> <span>G</span>	WP11
	50mm	<span>G</span>	WP12
<b>92 1/2° (87 1/2°) Bend</b>			
	32mm	<span>B</span> <span>W</span> <span>G</span>	WP14
	40mm	<span>B</span> <span>W</span> <span>G</span>	WP15
	50mm	<span>G</span>	WP16
<b>135° (45°) Bend</b>			
	32mm	<span>B</span> <span>W</span> <span>G</span>	WP18
	40mm	<span>B</span> <span>W</span> <span>G</span>	WP19
	50mm	<span>G</span>	WP20
<b>Tee</b>			
	32mm	<span>B</span> <span>W</span> <span>G</span>	WP22
	40mm	<span>B</span> <span>W</span> <span>G</span>	WP23
	50mm	<span>G</span>	WP24
<b>90° Conversion Bend</b>			
	32mm	<span>B</span> <span>W</span> <span>G</span>	WP26
	40mm	<span>B</span> <span>W</span> <span>G</span>	WP27
<b>Socket Plug</b>			
	32mm	<span>B</span> <span>W</span> <span>G</span>	1.77
	40mm	<span>B</span> <span>W</span> <span>G</span>	1.77
	50mm	<span>G</span>	3.32

Product	Size	Colour	Code
<b>Pipe Clip</b>			
	32mm	<span>B</span> <span>W</span> <span>G</span>	WP34
	40mm	<span>B</span> <span>W</span> <span>G</span>	WP35
	50mm	<span>G</span>	WP36
<b>Reducer</b>			
	40 x 32mm	<span>B</span> <span>W</span> <span>G</span>	WP38
	50 x 32mm	<span>G</span>	WP39
	50 x 40mm	<span>G</span>	WP40
<b>Tank Connector</b>			
	32mm	<span>B</span> <span>W</span> <span>G</span>	WP60
	40mm	<span>B</span> <span>W</span> <span>G</span>	WP61
<b>Compressed Silicone Lubricant Spray</b>			
	40ml	N/A	SL40

## FlexiFlo Connectors



Provides a  
Watertight Seal



Great Chemical  
Compatibility



Ideal for  
Small Spaces

Product	Size	Code
<b>Coupling</b>		
	30 - 38mm	WF07
	38 - 45mm	WF08
<b>Elbow</b>		
	40 - 48mm	WF11
	105 - 116mm	SP111

# Waste Trap Fittings

Standard: BS EN 274-1

Product	Size	Colour	Code
38mm Seal 'P' Trap			
	32mm		TP33
	40mm		TP43
76mm Seal 'P' Trap			
	32mm		TP37
	40mm		TP47
38mm Seal 'S' Trap			
	32mm		TS33
	40mm		TS43
76mm Seal 'S' Trap			
	32mm		TS37
	40mm		TS47
76mm Seal Telescopic 'P' Trap			
	40mm		TP47T
38mm Seal Shallow Bath Trap			
	40mm		TSB42
50mm Seal Low Level Bath Trap			
	40mm		TLB45
Washing Machine Trap			
	40mm		TW470
76mm Seal Washing Machine Kit			
	40mm		TW471

Product	Size	Colour	Code
76mm Seal Running 'P' Trap			
	40mm		TR47
76mm Seal Single Bowl Sink Kit			
	40mm		TW472
76mm Seal 1 1/2° Bowl Sink Kit			
	40mm		TW475
76mm Seal Double Bowl Sink Kit			
	40mm		TW476
76mm Seal Double Nozzle Trap			
	40mm		TW477
76mm Seal Appliance Half 'P' Trap			
	40mm		TW473
76mm Seal Appliance Half Bottle Trap			
	40mm		TW474
38mm Seal Bottle Trap			
	32mm		TB33
	40mm		TB43

# Waste Trap Fittings

Standard: BS EN 274-1

Product	Size	Colour	Code
<b>76mm Seal Bottle Trap</b>			
	32mm		TB37
	40mm		TB47
<b>76mm Seal Anti Vac Bottle Trap</b>			
	32mm		TB37A
	40mm		TB47A
<b>76mm Seal Telescopic Bottle Trap</b>			
	32mm		TB37T
	40mm		TB47T
<b>Plain Swivel Elbow</b>			
	32mm		WC26
	40mm		WC27
<b>Washing Machine Tee</b>			
	40mm		TWT41
<b>Washing Machine/Dishwasher Nozzle</b>			
	40mm		THC40
<b>Overflow &amp; Hose Connector</b>			
	40mm		THC41

Product	Size	Colour	Code
<b>Trap Height Adjustor</b>			
	32mm		TA33
	40mm		TA43
<b>76mm Seal Telescopic Pedestal Trap</b>			
	32 x 32mm		TD372T
	32 x 40mm		TD374T
Patent No. GB236258. Registered Design No. 2092016			
<b>Plastic Grid Shower Traps</b>			
	40 x 19mm		TH41
	40 x 50mm		TH51
<b>Chrome Grid Shower Trap</b>			
	40 x 19mm		TH43
	40 x 50mm		TH53
<b>Trap Seal Kits (4 Piece)</b>			
	32mm	N/A	TK32
	40mm	N/A	TK40

# Unicom Compression Waste Systems

Standard: BS EN 1451-1

Product	Size	Colour	Code
3m Wastepipe			
	32mm		WP01
	40mm		WP02
Straight Coupling			
	32mm		WC07
	40mm		WC08
90° Bend			
	32mm		WC10
	40mm		WC11
0-90° Adjustable Bend			
	32mm		WC14
	40mm		WC15
135° (45°) Bend			
	32mm		WC18
	40mm		WC19
Tee			
	32mm		WC22
	40mm		WC23
90° Conversion Bend			
	32mm		WC26
	40mm		WC27
Reducer			
	40 x 32mm		WC38
Flexi-Tube			
	32mm		FT32
	40mm		FT40

# 'Chrome' Style Compression Waste

Standard: BS EN 1455,  
BS EN 1451-1, BS EN 274

Product	Size	Colour	Code
1.1m Wastepipe			
	32mm		CW01
	40mm		CW02
Straight Coupling			
	32mm		CW07
	40mm		CW08
90° Bend			
	32mm		CW10
	40mm		CW11
Tee			
	32mm		CW22
	40mm		CW23
Pipe Clip			
	32mm		CW34
	40mm		CW35

# 'Chrome' Style Waste Traps

Material: Polypropylene  
Standard: BS EN 274-1

Product	Size	Colour	Code
76mm Seal Telescopic Bottle Trap			
	32mm		CT37T
	40mm		CT47T



# 21.5 mm Overflow Waste Systems

Product	Colour	Code
<b>3m Overflow Pipe</b>		
	<b>B</b> <b>W</b>	OS01
<b>Straight Coupling</b>		
	<b>B</b> <b>W</b>	OS10
<b>90° Bend</b>		
	<b>B</b> <b>W</b>	OS11
<b>135° (45°) Bend</b>		
	<b>B</b> <b>W</b>	OS12
<b>Tee</b>		
	<b>B</b> <b>W</b>	OS13
<b>Straight Tank Connector</b>		
	<b>B</b> <b>W</b>	OS14
<b>Bent Tank Connector</b>		
	<b>B</b> <b>W</b>	OS15
<b>Pipe Clip</b>		
	<b>B</b> <b>W</b>	OS16
<b>Overflow Waste Reducer</b>		
	32mm	<b>B</b> <b>W</b> OS17
	40mm	<b>B</b> <b>W</b> OS18

# Ancillaries

Product	Size	Code
<b>Compressed Silicone Lubricant Spray</b>		
	40ml	SL40
<b>Lubricant Gel</b>		
	800g	SG800
<b>Silicone Grease</b>		
	100g	SG100
<b>Solvent Cement</b>		
	125ml	SC125
	250ml	SC250



'Chrome' Style Compression Waste Fittings



# Underground Drainage Systems

**FloPlast Underground Drainage Systems are available in 110mm and 160mm sizes. All drainage pipes and the majority of fittings are manufactured from unplasticised Polyvinyl Chloride (PVC-U). Inspection chambers, 0 - 90° adjustable bend, bottle gully traps and gully grids are manufactured from polypropylene.**

FloPlast socketed underground pipe utilises the latest blown end technology and conforms to SN8 standards. The easy fit rubber seal is held in place via a circular plastic insert allowing a retention of the seal in transit and a perfect connection for jointing.

All Push-Fit underground fittings have a captive seal and snap cap. These are designed to be user-friendly with no sharp edges and with space restrictions in mind, allow for an easy fit connection. The seal is double ribbed, and the sockets incorporate a recessed area to provide space for the rubber seal to locate as the pipe is inserted, forming a high-capacity pressure point.



## Range Benefits



Tough &  
Durable



Withstands  
High Temps.



Lightweight  
Design











Wide Range  
of Fittings

Standard: BS EN 1401-1, BS EN 13476-2, BS 4962

Standard: BS EN 1401-1, BS EN 13476-2, BS 4962



Product	Size	Code
Plain Ended Pipe		
	3m	
	6m	
Single Socket Pipe		
	3m	
	6m	
Perforated Plain Ended Pipe		
	6m	
Single Socket Pipe Coupling		
	N/A	
Double Socket Coupling		
	N/A	
Can be used as a Slip Coupler with removal of centre tabs.		
Single Socket Bend		
	87 1/2° Spigot/ Socket	
Single Socket Bend		
	45° Socket/ Spigot	
Single Socket Bend		
	30° Socket/ Spigot	

Product	Size	Code
Single Socket Bend		
	15° Socket/ Spigot	D167
Double Socket Bend		
	87 1/2°	D561
Double Socket Bend		
	45°	D563
Double Socket Bend		
	30°	D564
Double Socket Bend		
	15°	D567
Adjustable Bend		
	0-90°	D560
Rest Bend)		
	87 1/2°	D571
Settlement Rest Bend		
	87 1/2°	D570

# 110mm Fittings



Product	Size	Price
<b>Plain End Large Radius Bend</b>		
	87 1/2°	D281
<b>Plain End Large Radius Bend</b>		
	45°	D283
<b>Plain End w/ Channel Access Large Radius Bend</b>		
	87 1/2°	D581
<b>Plain End with Channel Access Large Radius Bend</b>		
	45°	D583
<b>Equal Junctions Double Socket</b>		
	87 1/2°	D190
<b>Equal Junctions Double Socket</b>		
	45°	D210
<b>Equal Junctions Triple Socket</b>		
	87 1/2°	D191
<b>Equal Junctions Triple Socket</b>		
	45°	D211

Product	Size	Code
<b>Access Bend</b>		
	87 1/2° Socket/ Spigot	D169
<b>Access Pipe</b>		
	Socket/ Spigot	D274
<b>Screwed Access Cap</b>		
	N/A	D292
<b>PE Channel Access Pipe</b>		
	1m	D870
<b>PVC Oval Rodding Point</b>		
	Spigot	D881
<b>PVC Oval Rodding Point</b>		
	Socketed	D882
<b>PVC Square Rodding Point</b>		
	Spigot	D883
<b>PVC Square Rodding Point</b>		
	Socketed	D884





# 110mm Hoppers & Grids







Standard: BS EN 1401-1








Product	Size	Colour	Code
<b>110mm to 32/40/50mm Waste Adaptor</b>			
	110 to 32/ 40/50mm	<b>B</b> <b>W</b> <b>G</b>	SP95
Use with an appropriate Boss Adaptor.			
<b>Rainwater Adaptor</b>			
	110 x 68mm	<b>B</b> <b>W</b> <b>G</b>	SP96
<b>Universal Waste Adaptor</b>			
	32mm/ 40mm/ 50mm	N/A	D95
<b>Universal Square/Round Rainwater Adaptor</b>			
	68/65 x 110mm	N/A	D96
<b>Adaptor (£/unit)</b>			
	80 x 110mm	N/A	D97
<b>Socket/Spigot Level Invert Adaptor</b>			
	160 x 110mm	N/A	D99
<b>Supersleve Clay DS Adaptor</b>			
	N/A	N/A	D100
<b>Hepsleve Clay DS Adaptor</b>			
	N/A	N/A	D101

Product	Code
<b>Universal Square Hopper w/ PP Grid</b>	
	D504
<b>Universal Rectangular Hopper w/ PP Grid</b>	
	D506
<b>Universal Trap Square Grid</b>	
	D502
<b>Universal Trap Rectangle Blank Grid Cover</b>	
	D507
<b>Universal Trap Square Blank Grid Cover</b>	
	D508
<b>Round Hopper with Grid</b>	
	D514
<b>Square Hopper with Grid</b>	
	D518
<b>Rectangular Hopper with Grid</b>	
	D524

# 110mm Access Chambers (LIC)

Standard: BS EN 1401-1, BS EN 124, BS EN 13598-1 & 2

Product	Size	Code
<b>Large Inspection Chamber with 5 Flexible Inlets</b>		
	450mm diameter x 270mm deep	D900
5 x 110mm flexible inlets allow for 0-20° of movement. Supplied with 4 socket plugs.		
<b>Large Inspection Chamber with 5 Fixed Inlets</b>		
	450mm diameter x 270mm deep	D910
Supplied with 4 socket plugs.		
<b>Extension Riser</b>		
	235mm	D915
D915 can be cut to size.		
<b>Extension Riser &amp; Seal</b>		
	235mm	D916
D916 can be cut to size.		
<b>Riser Sealing Ring</b>		
	340mm	D935
Please note that D935 should be used with each riser.		
<b>Plastic Cover &amp; Round Frame - A15 Rating</b>		
	450mm	D930

Product	Size	Code
<b>Plastic Cover &amp; Round Frame - A15 Rating</b>		
 	450mm	D931
350mm restricted access. For use with I.C over 1.2m deep up to 3m.		
<b>Ductile Iron Cover &amp; Plastic Frame - A15 Rating</b>		
	450mm	D924
For replacement purposes only. From the end of June 2023, this product replaced D923 Cast Iron Cover & Plastic Frame.		
<b>Square/Round Block Paving Cover</b>		
	450mm	D933
<b>Ductile Iron Cover/Frame - B125 Rating</b>		
	450mm	D934
Conforms to the requirements of SfA7.		
<b>Plastic Cover &amp; Square Frame - A15 Rating</b>		
	450mm	D940
Achieved an A15 Rating.		
<b>Plastic Cover &amp; Square Frame - A15 Rating</b>		
	450mm	D941
350mm restricted access. For use with I.C over 1.2m deep up to 3m.		

# 110mm Access Chambers (MAC)

Standard: BS EN 1401-1, BS EN 124, BS 13598-1 & 2

Product	Size	Code
<b>Mini Access Chamber with 5 x 110mm Flexible Inlets</b>		
	300mm diameter x 270mm deep	D800
5 x flexible inlets allow for 0-20° of movement. Supplied with 4 socket plugs.		
<b>Mini Access Chamber with 3 x 110mm 45° Flexible Inlets</b>		
	300mm diameter x 270mm deep	D801
3 x flexible inlets allow for 0-20° of movement. Supplied with 2 socket plugs.		
<b>Mini Access Chamber with 3 x 110mm 90° Flexible Inlets</b>		
	300mm diameter x 270mm deep	D802
3 x flexible inlets allow for 0-20° of movement. Supplied with 2 socket plugs.		
<b>Mini Access Chamber with 3 x 110mm 45° Fixed Inlets</b>		
	300mm diameter x 270mm deep	D810
Supplied with 2 socket plugs.		
<b>Chamber Riser with Integral Rubber Ring</b>		
	100mm	D820
Available for cutting down to 60mm.		
<b>Chamber Riser with Integral Rubber Ring</b>		
	200mm	D822
Available for cutting down to 60/100/150mm.		

Product	Size	Code
<b>Square Sealed Plastic Screw Down Cover &amp; Frame</b>		
	340mm	D830
Achieved an A15 Rating.		
<b>Round Sealed Plastic Screw Down Cover &amp; Frame</b>		
	300mm	D831
Achieved an A15 Rating.		
<b>Square/Round Block Paving Cover</b>		
	300mm	D932
<b>Lubricant Gel</b>		
	800g	SG800



# 160mm Pipe & Fittings

Standard: BS EN 1401-1, BS EN 13598-1&2, BS EN 13476-2, BS EN 124



Product	Size	Code
<b>Plain Ended Pipe (Bale Qty 35)</b>		
	6m	6D046
<b>Single Socket Pipe (Bale Qty 35)</b>		
	3m	6D143
	6m	6D146
<b>Double Socket Coupling</b>		
	N/A	6D105
<b>Single Socket Bend</b>		
	87 1/2° Spigot / Socket	6D161
<b>Single Socket Bend</b>		
	45° Socket /Spigot	6D163
<b>Single Socket Bend</b>		
	30° Socket /Spigot	6D164
<b>Single Socket Bend</b>		
	15° Socket /Spigot	6D167
<b>Double Socket Bend</b>		
	87 1/2°	6D561
<b>Double Socket Bend</b>		
	45°	6D563

Product	Size	Code
<b>30° Double Socket Bend</b>		
	30°	6D564
<b>15° Double Socket Bend</b>		
	15°	6D567
<b>Equal Junctions Double Socket</b>		
	87 1/2°	6D190
<b>Equal Junctions Double Socket</b>		
	45°	6D210
<b>Equal Junctions Triple Socket</b>		
	87 1/2°	6D191
<b>Equal Junctions Triple Socket</b>		
	45°	6D211
<b>160 / 110mm Unequal Junction</b>		
	87 1/2° Double Socket	6D198
<b>160 / 110mm Unequal Junction</b>		
	45° Double Socket	6D218
<b>Single Flap Non-Return Valve</b>		
	160mm	6D550

# 160mm Adaptors & Plugs






Standard: BS EN 1401-1, BS EN 13598-1&2, BS EN 13476-2, BS EN 124



Product	Size	Code
<b>160x110mm Socket/Spigot Level Invert Adaptor</b>		
	160 x 110mm Socket / Spigot	D99
<b>Cast Iron/160mm Flexi-Adaptor</b>		
	160mm	6D102

## 160mm Access Chambers (LIC)

Standard: BS EN 1401-1, BS EN 13598-1&2, BS EN 13476-2, BS EN 124

Product	Size	Code
<b>Large Inspection Chamber with 5 Fixed Inlets</b>		
	450mm diameter x 270mm deep	6D900
160mm x 160mm 90° Chamber Base with two 45° 110mm Inlets.		
<b>Extension Riser (£/unit)</b>		
	235mm	D915
D915 can be cut to size.		
<b>Extension Riser &amp; Seal (£/unit)</b>		
	235mm	D916
D916 can be cut to size.		
<b>Riser Sealing Ring (£/unit)</b>		
	340mm	D935
Please note that D935 should be used with each riser.		
<b>Plastic Cover &amp; Round Frame</b>		
	450mm	D930

Product	Size	Code
<b>Clay Adaptor</b>		
	160 - 180mm to 180 - 200mm	6D104
<b>Socket Plug</b>		
	N/A	6D900P

## Benefits of D924 Ductile Iron Access Chamber Cover:









- ✓ D924 has a load capacity of 15/35Kn
- ✓ Indexed cover ensures correct first time fit.
- ✓ Safety keyway prevents accidental disengagement of the lifting key during handling.
- ✓ Labrinth seal helps prevent odour escape/water ingress.






Product	Size	Code
<b>Plastic Cover &amp; Round Frame (350mm Restricted Access)</b>		
	450mm	D931
For use with I.C over 1.2m deep up to 3m. Achieved an A15 Rating.		
<b>Ductile Iron Cover &amp; Plastic Frame - A15 Rating (£/unit)</b>		
	450mm	D924
For replacement purposes only. From the end of June 2023, this product replaced D923 Cast Iron Cover & Plastic Frame.		

# FloDrain 110mm Channel Drainage

Standard: BS EN 1433 Attestation level 3

Product	Size	Code
Plastic Grate Channel Drainage (Pallet Qty 90)		
	1m length	D700
Plastic Grate Drain Corner		
	N/A	D710
Plastic Grate Sump/Trap Unit & Basket		
	N/A	D732
End Cap		
	N/A	D711
End Outlet		
	N/A	D712
BalloonGuard		
	N/A	D714
Corner Spacer		
	N/A	D715
Threshold Channel Drain		
	1m length	D730

Product	Size	Code
Galvanised Grate Channel Drainage (Pallet Qty 90)		
	1m length	D701
Galvanised Grate Drain Corner		
	N/A	D720
Galvanised Grate Sump/Trap Unit & Basket		
	N/A	D733

## Channel Drainage features and benefits


- Suitable for domestic areas where surface water collects; driveways, pathways, patios, conservatories, swimming pools, sports areas, gardens, water features and retaining walls.
- Quality domestic surface channel drainage 110mm x 100mm.
- Anti-slip heel guard grating.
- Garage pack available (3 x 1m lengths, End Cap and Outlet).
- Manufactured to BS EN 1433, with a load class A15 - 1.5 tonne.
- 4 outlets per length for maximum flexibility.
- Quad section for corners and junctions.
- Concave grid for maximum flow.





# FloDrain Garage Packs

Standard: BS EN 1433 Attestation level 3

Product	Code
Plastic Grate Garage Pack (Pallet Qty 16)	
	D750
Includes: 3x 1m Channel Lengths, 1x End Cap & 1x End Outlet.	

Product	Code
Galvanised Grate Garage Pack (Pallet Qty 16)	
	D751
Includes: 3x 1m Channel Lengths, 1x End Cap & 1x End Outlet.	

## Land Drainage

Standard: BS 4962  
Licence No: KM557607

**Land drainage is used to remove water & hydrostatic pressure from any area where excess water is a problem.**

The perforations allow seeping water to ingress the pipe, capillary action then maintains the water within the pipe allowing it to flow to its destination.

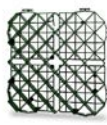
Particularly beneficial in areas with heavy ground conditions i.e. clay, and agricultural or building construction sites.

## GroundGuard

**A lightweight and durable grass reinforcement, ground stabilisation and gravel retention system.**

Manufactured from Polyethylene, GroundGuard is 90% porous, providing effective drainage of surface water. The robust system holds up to 200 tonnes per m<sup>2</sup>, making it ideal for driveways, overflow lawn carparks, walkways, disabled access routes, shed bases and other vehicle access areas.

Product	Size	Code
Land Drainage		
	80mm x 25m	L8025
	100mm x 25m	L10025
Size (Nominal Length x Coil Length)		
110mm Perforated Plain Ended Pipe (Bale Qty 50)		
	6m	D046P
Coupling		
	80mm	LC80
	100mm	LC100
Multi-Junction Branch		
	60/80/100mm	LJ100

Product	Size	Code
GroundGuard Tiles 20 Pack = 3 <sup>2</sup> m (Price per Pack of 20)		
	390 x 390 x 40mm	G40





# MDPE Systems

FloPlast 'Supreme' range offers everything you could ask of a compression fitting. Suitable for use below ground on cold water services with polyethylene pipes manufactured in accordance with the requirements of BS EN 12201 - 2 (BLUE). All the 'Supreme' range of fittings are WRAS approved to resist pressure up to 16 bar.

## Simple and quick to connect:

- To fit the pipe you don't need to dismantle the connector or chamfer the pipe.
- No time wasted; just cut the pipe, insert pipe liner, lubricate the seal, undo the nut a few turns, push the pipe in as far as it will go, tighten the nut and it's done!

## Range Benefits



High Impact  
Structure



Easy to  
Install



WRAS  
Approved

# 'Supreme' MDPE Fittings

Standard: BS EN 12201-2

Product	Size	Price
Pipe Liner		
	20mm	491000
	25mm	492000
	32mm	493000
Coupling		
	20mm	495112
	25mm	496112
	32mm	493012
	50mm	495012
	63mm	496012
90° Elbow		
	20mm	495115
	25mm	496115
	32mm	493015
	50mm	495015
	63mm	496015
90° Tee		
	20mm	495124
	25mm	496124
	32mm	493024
	50mm	495024
	63mm	496024
Terminal Cap		
	20mm	491006
	25mm	492006
	32mm	493006
Stopcock		
	20mm	495142
	25mm	496142
	32mm	493042
Reducing Coupling		
	25 x 20mm	496113
	32 x 25mm	493213
	50 x 32mm	495313

Product	Size	Code
Reducing 90° Tee		
	25 x 20 x 25mm	492125
	32 x 25 x 32mm	493225
	50 x 32 x 50mm	495325
Wall Plate Elbow		
	20mm x 1/2"	495105
	25mm x 3/4"	496105
Universal Adaptor - Fits plastic, lead, copper & zinc pipes		
	20 x 15-21mm	491007
	25 x 15-21mm	492007
	25 x 21-27mm	492008
	25 x 27-34mm	492009
Adaptor Kit for Copper Pipe		
	20 x 15mm	495103
	25 x 22mm	496103
Male Adaptor		
	20mm x 1/2"	491102
	20mm x 3/4"	495102
	25mm x 1/2"	492102
	25mm x 3/4"	496102
	25mm x 1"	492302
	32mm x 3/4"	493202
	32mm x 1"	493302
Female Adaptor		
	20mm x 1/2"	491103
	20mm x 3/4"	495203
	25mm x 1/2"	492103
	25mm x 3/4"	496203
	25mm x 1"	492303
	32mm x 3/4"	493203
	32mm x 1"	493303



# MDPE Pipe



Nom. Size	Code
25m Medium Density Polyethylene Pipe Coil	
20mm	111601
25mm	112601
32mm	113601
50mm	115601
63mm	116601
50m Medium Density Polyethylene Pipe Coil	
20mm	111602
25mm	112602
32mm	113602
50mm	115602
63mm	116602
100m Medium Density Polyethylene Pipe Coil	
20mm	111603
25mm	112603
32mm	113603
50mm	115603
63mm	116603
150m Medium Density Polyethylene Pipe Coil	
20mm	111604
25mm	112604
32mm	113604
50mm	115604
63mm	116604







# Hot & Cold Plumbing Systems

**FloFit+ is a flexible and fully demountable push-fit plumbing system suitable for all domestic and small commercial hot & cold water installations.**

FloFit+ enables the installer to undertake a faster, easier and more cost effective installation. Independent testing confirms time savings of up to 40% compared with traditional plumbing materials.

FloFit+ has a wide range of fittings in 10mm, 15mm, 22mm and 28mm sizes, both are WRAS approved for use with plastic and/or copper pipe, and Kitemarked to BS 7291 Parts 1, 2 & 3.



## Range Benefits



Made in the UK



Lightweight Design



Superior White Finish



Underfloor Compatible










Fully Demountable








# FloFit+ Fittings

Product	Size	Code
<b>Elbow</b>		
	10mm	FB10
	15mm	FB15
	22mm	FB22
	28mm	FB28
<b>Tee</b>		
	10mm	FT10
	15mm	FT15
	22mm	FT22
	28mm	FT28
<b>Coupling</b>		
	10mm	FC10
	15mm	FC15
	22mm	FC22
	28mm	FC28
<b>Stop End</b>		
	10mm	FE10
	15mm	FE15
	22mm	FE22
	28mm	FE28
<b>Reducing Tee</b>		
	15 x 10 x 10mm	FRT151010
	15 x 15 x 10mm	FRT151510
	15 x 15 x 22mm	FRT151522
	22 x 15 x 15mm	FRT221515
	22 x 15 x 22mm	FRT221522
	22 x 22 x 10mm	FRT222210
	22 x 22 x 15mm	FRT222215
	22 x 22 x 28mm	FRT222228
	28 x 22 x 22mm	FRT282222
	28 x 22 x 28mm	FRT282228
	28 x 28 x 15mm	FRT282815
	28 x 28 x 22mm	FRT282822

Product	Size	Code
<b>Pipe Insert</b>		
	10mm	FXI10
	15mm	FXI15
	22mm	FXI22
	28mm	FXI28
<b>Bent Tap Connector</b>		
	15mm	FBC1512
<b>Tap Connector</b>		
	15mm x 1/2"	FTC1512
	15mm x 3/4"	FTC1534
	22mm x 3/4"	FTC2234
<b>Stem Elbow</b>		
	10mm	FS10
	15mm	FS15
	22mm	FS22
A Pipe Insert is required when using a Stem Elbow or Stem Reducer		
<b>Stem Reducer</b>		
	10 x 15mm	FSR1015
	15 x 22mm	FSR1522
	15 x 28mm	FSR1528
	22 x 28mm	FSR2228
A Pipe Insert is required when using a Stem Elbow or Stem Reducer		
<b>Reducing Coupling</b>		
	15 x 10mm	FRC15
	22 x 15mm	FRC22
<b>Collet Clip - Blue Cold Water</b>		
	10mm	FCB10
	15mm	FCB15
	22mm	FCB22
	28mm	FCB28

# FloFit+ Pipe

Product	Size	Code
<b>Collet Clip - Red Hot Water</b>		
	10mm	FCR10
	15mm	FCR15
	22mm	FCR22
	28mm	FCR28
<b>Flexi Hose</b>		
	15mm x 1/2" x 300mm	FH10
	15mm x 3/4" x 300mm	FH12
	15 x 15 x 300mm	FH15
	22mm x 3/4" x 300mm	FH20
	22 x 22 x 300mm	FH22
<b>2 Port Manifold</b>		
	22 x 15mm	FM22215
<b>4 Port Manifold</b>		
	22 x 15mm	FM22415
<b>Chrome ISO Valve</b>		
	15 x 15mm	FV15

Product	Nom. Size	Code
<b>3m White PEX Barrier Pipe</b>		
	15mm x3m	121400
	22mm x3m	122400
	28mm x3m	122413
<b>3m White Easy-Lay PB Pipe</b>		
	15mm x3m	124400
	22mm x3m	125400
<b>25m White Easy-Lay PB Pipe Coil</b>		
	10mm	123401
	15mm	124401
	22mm	125401
	28mm	126401
<b>50m White Easy-Lay PB Pipe Coil</b>		
	10mm	123402
	15mm	124402
	22mm	125402
	28mm	126402
<b>100m White Easy-Lay PB Pipe Coil</b>		
	10mm	123403
	15mm	124403




## Store Display Stand

To help with promoting this range, FloPlast offer a self contained display stand with shelving and dividers.

**Contact your ASM for more details or for any other instore POS.**





**FloPlast Limited.**

Castle Road, Eurolink  
Business Park, Sittingbourne,  
Kent, ME10 3FP  
United Kingdom

 01795 431731 - Reception

 01795 421422 - Sales

 01795 431188

 sales@floplast.co.uk

 [www.floplast.co.uk](http://www.floplast.co.uk)

 @floplastlimited

 /FloPlast Ltd

 /FloPlast Ltd

 @FloPlastLtd

All rights reserved in all media.  
No part of this document may be  
reproduced in any form, copied or  
stored electronically, whole or in  
part without prior written permission.  
Every effort has been made to verify  
all information. Products may vary  
in appearance from those pictured.  
All information is correct at the time  
of going to print and may change  
without notice.